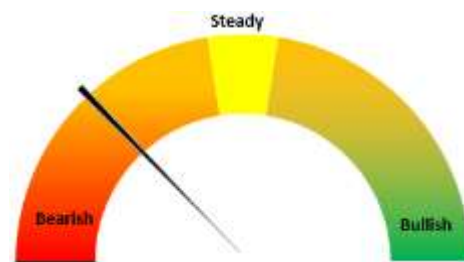


Oilseeds Domestic Fundamentals:

Today's Update-

- Today, In Indore Soybean plant prices declined by 3.10% to INR 5,475/Qtl as compared to previous day amid increased arrivals. Month-to-date Indore soybean prices are down by 0.90% and Year-to-date down by 5.60% tracking higher ending stock.
- In near term soybean is likely to trade with weak bias in the range of INR 5,400-5,700/Qtl.
- According to the latest report by SOPA, the crushing of soybean has increased by 44% between October 2022 and March 2023, reaching 60.5 lakh tonnes. This represents a significant increase from the same period the previous year, which saw 42 lakh tonnes crushed. Additionally, arrivals have increased by 26% to 77 lakh tonnes, up from 61 lakh tonnes during the same period last year. Domestic and export demand of soymeal encouraged soybean crushing for the aforementioned period. For the month of Mar'23 total crushing recorded at 8 Lt Vs 9 Lt previous month and crush to arrival ratio stood at 133% and soymeal production projected at 79.82 Lt Vs. 67.05 Lt prev year. Crushing projected at 100 Lt. Vs 84 Lt prev year. Soymeal export projected at 14 Lt vs 6.44 Lt prev year.



International market update:

CBOT Soy bean Futures (\$/ Bushels)					
Contract	% Change	Open	High	Low	Close
May-23	-17'4 (-1.16%)	15.10	15.10	14.83	14.93
Jul-23	-14'2 (-0.96%)	14.78	14.79	14.55	14.63
Aug-23	-10'2 (-0.72%)	14.24	14.27	14.05	14.14
Sep-23	-8'0 (-0.59%)	13.47	13.51	13.32	13.39

According to a report released on Tuesday by the Rosario stock exchange (BCR), Argentina's position as the leading exporter of processed soy meal worldwide is at risk due to the impact of an unprecedented drought on its main cash crop. The report predicts that Brazil, Argentina's neighbouring country, is likely to surpass its soy meal shipments for the first time in 25 years during the current harvest. The report also indicates that the national output of soy meal for the 2022/2023 season is expected to decline by 36% from the previous year, with an estimated total of only 27 million tonnes.

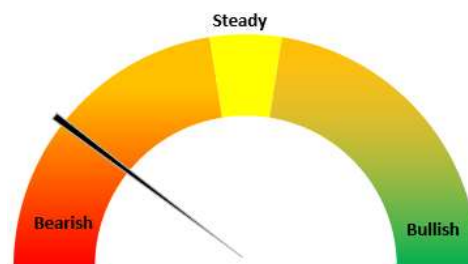
According to AgRural, 76% of soybean harvesting has been completed, up by 6% compared to the previous week, down by 5% from last year. Delay in harvesting is mainly due to persistent rainfall.

CONAB has estimated 22/23 Brazilian soybean at 151.419 MMT (152.889MMT) down by 1.5 MMT

RM seed

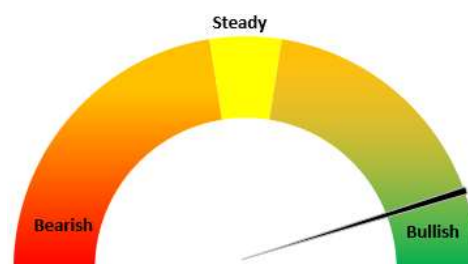
Today's Update-

In Jaipur, the price of RM seeds prices declined by 0.4% to INR 5,725 per quintal, amid increased arrivals. All over India, RM seed arrivals for the day was recorded at 12.5 Lakh bags as compared to 9.75 Lakh bags previous day. In Rajasthan, the arrivals recorded at 6.75 Lakh bags as compared to 5.5 Lakh bags previous day.



Groundnut:

Groundnut bold premium at Rajkot market declined by 2.3% at INR 7,480/Qtl. In upcoming days, Groundnut average prices is likely to trade range bound in the range of INR 7,000-7,800/Qtl in short run amid lower availability and good demand.



Sunflower:

Today, Sunflower in Maharashtra/Karnataka remained stable at INR 6,000/Qtl.

As per the USDA oilseed March 2023 (monthly) report, the world total production of sunflower seed is estimated to decrease by 12% and reach 50.29 MMT as compared to 57.3 MMT in the previous year. While in Russia it is projected to increase by 3%, however a drop of 41% is estimated in Ukraine while an decrease of 6% in Argentina and the sun oil exports are estimated to be up in Russia to 4 MMT Vs 3.1 MMT previous year while down in Ukraine at 3.95 MMT Vs 4.46 MMT in previous year. The world's total ending stocks are estimated to be down at 4.3 MMT Vs 8.0 MMT previous year.

Sesame

Today, sesame (White) sesame traded steady at INR 12900/Qtl. amid subdued trading activities.

Oilseed Prices at Key Spot Markets:

Commodity / Centre	Prices (Rs/Qtl)				Change
Soybean	10-Apr-23		08-Apr-23		
	Low	High	Low	High	
Indore –Plant	5375	5475	5575	5650	-175
Indore–Mandi	5100	5375	5100	5450	-75
Nagpur-Plant	5300	5400	5400	5500	-100
Nagpur – Mandi	4925	5225	5100	5300	-75
Latur – Mandi	5300	5400	Closed	Closed	-
Akola – Mandi	4900	5205	4900	5245	-40
Kota-Plant	5400	5550	5400	5600	-50
Kota – Mandi	5350	5350	5200	5400	-50
Bundi-Plant	5400	5500	5450	5550	-50
Bundi-Mandi	5300	5400	5300	5450	-50
Baran-Plant	5400	5500	5400	5500	Unch
Baran-Mandi	Closed	Closed	Closed	Closed	-
Bhawani / Jhalawar–Plant	5400	5500	5400	5600	-100
Bhawani /Jhalwar-Mandi	5200	5400	5200	5450	-50
Rapeseed/Mustard					
Jaipur-(Condition)	5700	5725	5725	5750	-25
Alwar-(Condition)	5250	5300	5250	5300	Unch
Sri Ganganagar-(Non-Condition)	5000	5100	5000	5100	Unch
New Delhi–(Condition)	5400	5450	5450	5500	-50
Kota-(Condition)	5200	5400	5200	5400	Unch
Agra-(Condition)	5810	5857	5833	5881	-24
Neewai-(Loose)	5200	5315	5200	5315	Unch
Hapur (UP)-(Condition)	5400	5450	5400	5450	Unch
Groundnut Seed (with shell)					
Rajkot	6100	7480	6075	7655	-175
Jasdan	NA	NA	NA	NA	-
Bikaner	6500	7500	6500	7500	Unch
Groundnut (Bold Without shell 40/50)					
Bikaner	11200	11200	11200	11200	Unch
Sunflower Seed					
Maharastra/Karnataka	6000	6000	6000	6000	Unch
Soybean Prices are in INR/qtl. (1 bag=90 kg). Mandi prices – Loose, Mustard Seed Prices are in INR/qt (1 bag=85 kg) C – Condition (42%), *Groundnut seed in Rs/100 kg, Sunflower Seed in Rs/qtl.					

Oilseed Arrivals in Key Centers:

Commodity / Centre	Arrivals in Bags/Qtl		Change
Soybean	10-Apr-23	08-Apr-23	
Madhya Pradesh	80000		-
Maharashtra	80000		-
Rajasthan	20000		-
Indore(MP)	700	600	100
Latur(MH)	25000	Closed	-
Kota (Raj)	2000	1500	500
Rapeseed/Mustard			
All India	1250000	975000	275000
Rajasthan	675000	550000	125000
Alwar	10000	10000	Unch
Sri Ganganagar	4000	5000	-1000
Kota	12000	11000	1000
Groundnut Seed			
Rajkot (Gujarat)	1700	2500	-800
Sunflower Seed			
Sholapur (Maharashtra)	NA	NA	-

Other Oilseed Prices at Mumbai (INR/100 Kg):

Oilseeds	10-Apr-23	8-Apr-23	Change
Groundnut Kernel	8650	8650	Unch
Gr. Bolds 60/70	9800	9800	Unch
Gr. Javas 60/70	11100	11100	Unch
Gr Javas 70/80	10800	10800	Unch
Gr.Javas 80/90	10600	10600	Unch
KardiSeed 2% Exp Qly	4700	4700	Unch
Sesame White 98/2/1 FM	12900	12900	Unch
Whitish 95/5/FFA/1FM	12700	12700	Unch
Brown 48/2 FFA/4 FM	12100	12100	Unch
Brown 48/3 FFA/4 FM	11900	11900	Unch
Brown 48/4 FM/* No FFA Guarantee	11500	11500	Unch
Sunflower Seed	6400	6400	Unch
Niger Seed (4% FM)	9500	9500	Unch

Disclaimer

The information and opinions contained in the document have been compiled from sources believed to be reliable. The company does not warrant its accuracy, completeness and correctness. Use of data and information contained in this report is at your own risk. This document is not, and should not be construed as, an offer to sell or solicitation to buy any commodities. This document may not be reproduced, distributed or published, in whole or in part, by any recipient hereof for any purpose without prior permission from the Company. IASL and its affiliates and/or their officers, directors and employees may have positions in any commodities mentioned in this document (or in any related investment) and may from time to time add to or dispose of any such commodities (or investment). Please see the detailed disclaimer at <http://www.agriwatch.com/disclaimer.php> © 2023 Indian Agribusiness Systems Limited