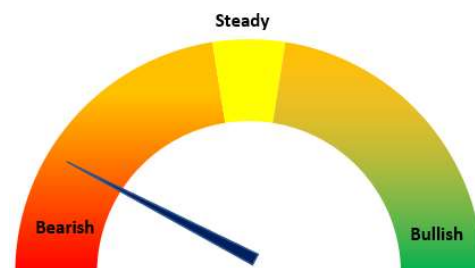


## Oilseeds Domestic Fundamentals:

### Today's Update-

- Today, the Indore Soybean plant prices remained went up by 1.89% at INR 5,400/Qtl as compared to INR 5,300 the previous day amid lesser arrivals in the market.
- Year-to-date soybean prices are down by 7.47% tracking higher ending stock.



The anticipated El Nino predictions by IMD could potentially impact the oilseed yield, leading to reduced rainfall during the latter half of the monsoon season. This situation may particularly affect Maharashtra and Gujarat, which collectively account for 36-38% of the land dedicated to kharif oilseeds. Given the limited availability of irrigation facilities in these western regions, there is a concern regarding the potential impact on crop yields.

### International market update:

CBOT Soy bean Futures (\$/ Bushels)					25/May/2023
Contract	% Change	Open	High	Low	Close
Jul/2023	-2'6 (-0.21%)	13.24	13.26	13.19	13.21
Aug/2023	-4'4 (-0.36%)	12.57	12.58	12.52	12.54
Sep/2023	-3'0 (-0.25%)	11.95	11.96	11.90	11.92
Nov/2023	-3'2 (-0.27%)	11.85	11.85	11.79	11.81

CBOT Soy Oil Futures (Cent/pounds)					25/May/2023
Contract	% Change	Open	High	Low	Close
Jul/2023	+0.08 (+0.17%)	48.0	48.1	47.9	48.0
Aug/2023	+0.09 (+0.19%)	48.1	48.2	48.0	48.1
Sep/2023	+0.11 (+0.23%)	48.0	48.1	47.9	48.1
Nov/2023	+0.16 (+0.33%)	47.8	47.9	47.7	47.9

As of late last week, the progress of soybean harvesting in Argentina for the 2022-23 season stood at 70%, which is lower compared to 85% at the same time last year and the historical average of 85%. This indicates a week-on-week advancement of 18%. In the primary production regions, approximately 90-95% of soybeans were harvested, while in southern Argentina, the range was 40-60%, and in the far northern regions, it ranged from 25-35%. Concerning specific planting times, early planted soybeans reached a harvesting rate of 80%, whereas the later planted soybeans were at 44%.

The overall condition of soybeans in Argentina was assessed as 56% poor/very poor, 40% fair, and 4% good/excellent, as of late last week. The percentage of soybeans rated as good/excellent remained unchanged compared to the previous week. In terms of soil moisture, 49% of the soybean-growing areas were rated as short/very short, while 51% were classified as favorable/optimum. The favorable/optimum rating decreased by 3% compared to the prior week.

According to data released on Saturday, China experienced a 16% decline in its soybean imports from Brazil in April compared to the same month in the previous year. This drop in imports reflects the lingering impact of harvest delays in the South American nation, with China receiving significantly fewer supplies compared to the previous year. As the largest supplier of soybeans to China, Brazil exported 5.3 million tonnes of this oilseed, whereas the figure stood at 6.3 million tonnes during the same period last year, as reported by the General Administration of Customs.

According to the latest update from CONAB, the national entity responsible for commodity supply in Brazil under the Ministry of Agriculture, the progress of the soybean harvest in Brazil as of May 13th stands at 97.2%. This marks a significant increase from the previous week's rate of 95.4%. In comparison, during the corresponding period last year, the harvest rate was recorded at 96.8%.

As on 14th May, 2023, the most recent report from the USDA reveals that the progress of soybean planting has reached a total of 49% completion vs 27% previous year same period. This surpasses the typical five-year average of 36% for this period in the year.

2022/23 Argentina Soybeans 36% Harvested vs. 64% Average.

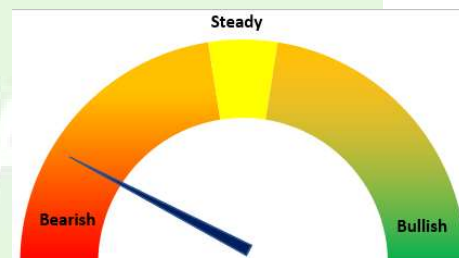
Currently, Indore Soybean plant prices is likely to remain subdued in the range of INR 5,200-5,800/Qtl in the short run.

### RM seed

#### Today's Update-

The RM seed Jaipur prices remained steady at INR 5,250/Qtl as compared to previous day at INR 5,225/Qtl. amid steady arrivals. Across India, arrivals of RM seed were 6 lakh bags.

As per NAFED latest report, a total of 6,43,604 Metric tonnes of Mustard have been procured in four states, namely Haryana (3.47 Lakh tonnes), Madhya Pradesh (1.47 Lakh tonnes), Gujarat (0.42 Lakh tonnes), and Rajasthan (1.02 Lakh tonnes).



### International market update:

The canola area is projected to experience a slight increase to 8.8 million hectares in 2023-2024 due to favorable prices. However, this expansion is constrained by the similarly favorable prices of other crops like wheat and peas. If crop abandonment rates and yields continue to follow trends, the production is estimated to be around 18.5 million metric tons.

Both domestic crush and exports are forecasted to remain at similar levels as in 2022-23, with domestic crush predicted to be around 9.5 million metric tons and exports at 8.8 million metric tons. This projection is supported by the ongoing strong global demand for oilseeds, vegetable oils, and protein meals.

Assumptions for feed use, residue, and impurity levels are set at normal levels. Carry-out stocks are expected to slightly increase to 1.1 million metric tons, compared to 1.0 million metric tons in 2022-23 and the five-year average of 2.3 million metric tons.

The Canadian canola supply for the 2022-23 period is projected to reach 19.1 million metric tonnes (Mt), which is 22% higher compared to the previous year. This increase is primarily due to the recovery in production following the drought in 2021-22, although it was somewhat balanced by existing stocks. Canola cultivation covered an area of 8.7 million hectares (Mha) in Canada, with 8.6

Mha successfully harvested. Yields returned to nearly normal levels, averaging 2.11 tonnes per hectare (t/ha). The estimated production for the year is 18.2 Mt.

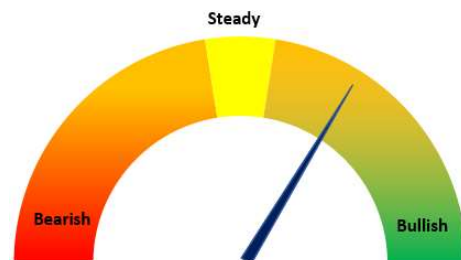
### **Mustard outlook**

Currently, RM seed is trading at three years low tracking weak demand from oil millers amid disparity due to weak mustard oil prices. As per Agriwatch primary sources, upon disparity, most of the expeller are shut and only few kacchi ghani are operational. Farmers are reluctant to offload their stock at current levels in anticipation of better prices in future. And millers are buying as per their daily need for crushing.

Jaipur mustard is likely to remain weak in the range of INR 5,000-5,500/Qtl in the short run.

### **Groundnut:**

Groundnut bold premium at Rajkot market went marginally down by 0.9% to INR 7,500/Qtl. as compared to previous day at INR 7,570/Qtl. In upcoming days, Groundnut average prices is likely to trade range bound in the range of INR 7,200-7,800/Qtl in short run amid low availability and good export demand.



The A.P. Seeds Corporation and the Department of Agriculture are coordinating preparations in Anantapur and Sri Sathya Sai districts for the sale of subsidized groundnut seeds at the Rythu Bharosa Kendras (RBKs) starting from either May 25 or 26. However, the planned sales volume for the current season has decreased from 100,000 quintals in the 2022 Kharif season to 78,000 quintals. In Sri Sathya Sai district, the government intends to sell 100,000 quintals.

In 2016, 3.9 lakh quintals of groundnut seeds were sold in Anantapur district. However, over the years, the demand has been declining as farmers have shifted their focus to other crops due to the decreasing profitability of groundnut cultivation. During the 2022 Kharif season, the maximum demand in the undivided Anantapur district was slightly above 2 lakh quintals. For the current season, the government has estimated the demand to be around 1.78 lakh quintals.

According to Joint Director (JD) of Agriculture, B. Chandra Naik, a total of 15,000 quintals of groundnut seed has been prepared and made available at the RBKs thus far. Additionally, registration has been completed for more than 15,000 quintals by 13,000 farmers.

### **Sunflower:**

Today, Sunflower seed in Maharashtra/Karnataka remained stable at INR 6,200/Qtl. amid subdued trading activities.

### **Sesame**

Today, sesame (White) sesame traded firm at INR 13,500/Qtl. amid subdued trading activities.

**Oilseed Prices at Key Spot Markets:**

Commodity / Centre	Prices (Rs/Qtl)				Change
Soybean	27-May-23		26-May-23		
	Low	High	Low	High	
Indore –Plant	5200	5400	5150	5300	100
Indore–Mandi	5000	5200	5000	5150	50
Nagpur-Plant	4900	5050	4900	5050	Unch
Nagpur – Mandi	4700	4800	4700	4800	Unch
Latur – Mandi	4800	5100	5100	5150	-50
Akola – Mandi	4600	4950	4600	4895	55
Kota-Plant	5150	5250	5150	5300	-50
Kota – Mandi	5000	5100	5050	5150	-50
Bundi-Plant	5000	5200	5000	5200	Unch
Bundi-Mandi	4700	5000	4700	5000	Unch
Baran-Plant	5200	5300	5000	5200	100
Baran-Mandi	5000	5100	Closed	Closed	-
Bhawani / Jhalawar–Plant	5200	5300	5200	5300	Unch
Bhawani /Jhalwar-Mandi	5000	5180	5000	5180	Unch
<b>Rapeseed/Mustard</b>					
Jaipur-(Condition)	5225	5250	5225	5250	Unch
Alwar-(Condition)	5000	5050	5000	5050	Unch
Sri Ganganagar-(Non-Condition)	4600	4700	4600	4700	Unch
New Delhi–(Condition)	5050	5100	5050	5100	Unch
Kota-(Condition)	4950	5150	5000	5200	-50
Agra-(Condition)	5357	5405	5357	5405	Unch
Neewai-(Loose)	4850	4950	4850	4950	Unch
Hapur (UP)-(Condition)	5100	5150	5100	5150	Unch
<b>Groundnut Seed (with shell)</b>					
Rajkot	6600	7500	6590	7570	-70
Bikaner	6800	7400	6800	7400	Unch
<b>Groundnut (Bold Without shell 40/50)</b>					
Bikaner	11200	11200	11200	11200	Unch
<b>Sunflower Seed</b>					
Maharastra/Karnataka	6200	6200	6200	6200	Unch
Soybean Prices are in INR/qtl. (1 bag=90 kg). Mandi prices – Loose, Mustard Seed Prices are in INR/qt (1 bag=85 kg) C – Condition (42%), *Groundnut seed in Rs/100 kg, Sunflower Seed in Rs/qtl.					

**Oilseed Arrivals in Key Centers:**

Commodity / Centre	Arrivals in Bags/Qtl		Change
<b>Soybean</b>	<b>27-May-23</b>	<b>26-May-23</b>	
Madhya Pradesh	25000	60000	-35000
Maharashtra	50000	50000	Unch
Rajasthan	5000	10000	-5000
Indore (MP)	1000	3000	-2000
Latur (MH)	10000	7000	3000
Kota (Raj)	2500	2500	Unch
<b>Rapeseed/Mustard</b>			
All India	600000	700000	-100000
Rajasthan	350000	400000	-50000
Alwar	5000	4000	1000
Sri Ganganagar	400	600	-200
Kota	2500	3000	-500
<b>Groundnut Seed</b>			
Rajkot (Gujarat)	900	NA	-
<b>Sunflower Seed</b>			
Sholapur (Maharashtra)	NA	NA	-

**Other Oilseed Prices at Mumbai (INR/100 Kg):**

Oilseeds	27-May-23	26-May-23	Change
Groundnut Kernel	8075	8075	Unch
Gr. Bolds 60/70	10200	10200	Unch
Gr. Javas 60/70	11300	11300	Unch
Gr Javas 70/80	11000	11000	Unch
Gr.Javas 80/90	10700	10700	Unch
KardiSeed 2% Exp Qly	4500	4500	Unch
Sesame White 98/2/1 FM	13500	13500	Unch
Whitish 95/5/FFA/1FM	13300	13300	Unch
Brown 48/2 FFA/4 FM	12600	12600	Unch
Brown 48/3 FFA/4 FM	12400	12400	Unch
Brown 48/4 FM/* No FFA Guarantee	12000	12000	Unch
Sunflower Seed	5800	5800	Unch
Niger Seed (4% FM)	10500	10500	Unch

**Disclaimer**

The information and opinions contained in the document have been compiled from sources believed to be reliable. The company does not warrant its accuracy, completeness and correctness. Use of data and information contained in this report is at your own risk. This document is not, and should not be construed as, an offer to sell or solicitation to buy any commodities. This document may not be reproduced, distributed or published, in whole or in part, by any recipient hereof for any purpose without prior permission from the Company. IASL and its affiliates and/or their officers, directors and employees may have positions in any commodities mentioned in this document (or in any related investment) and may from time to time add to or dispose of any such commodities (or investment). Please see the detailed disclaimer at <http://www.agriwatch.com/disclaimer.php> © 2023 Indian Agribusiness Systems Limited

