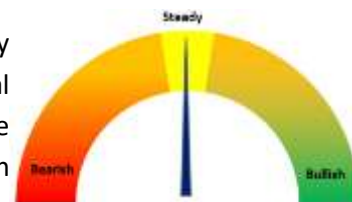


Soy Meal Fundamentals:

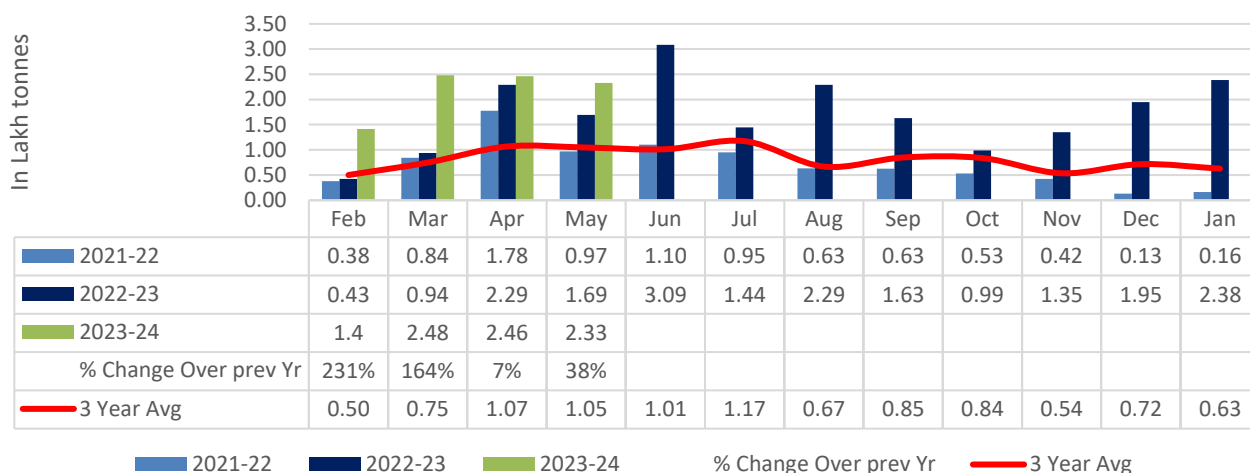
Today's Update- Soymeal Indore prices remained sideways and went marginally by 0.5% at INR 42,300/MT as compared to previous day. Year-to-date Soymeal prices are marginally down by 0.5%. Soymeal prices in the domestic market are expected to trade range bound with weak bias in the range of 42,000-45,000 in near term tracking good export demand, However, increase in spread between Ex-kandla and Ex-Rotterdam prices may weigh on prices.



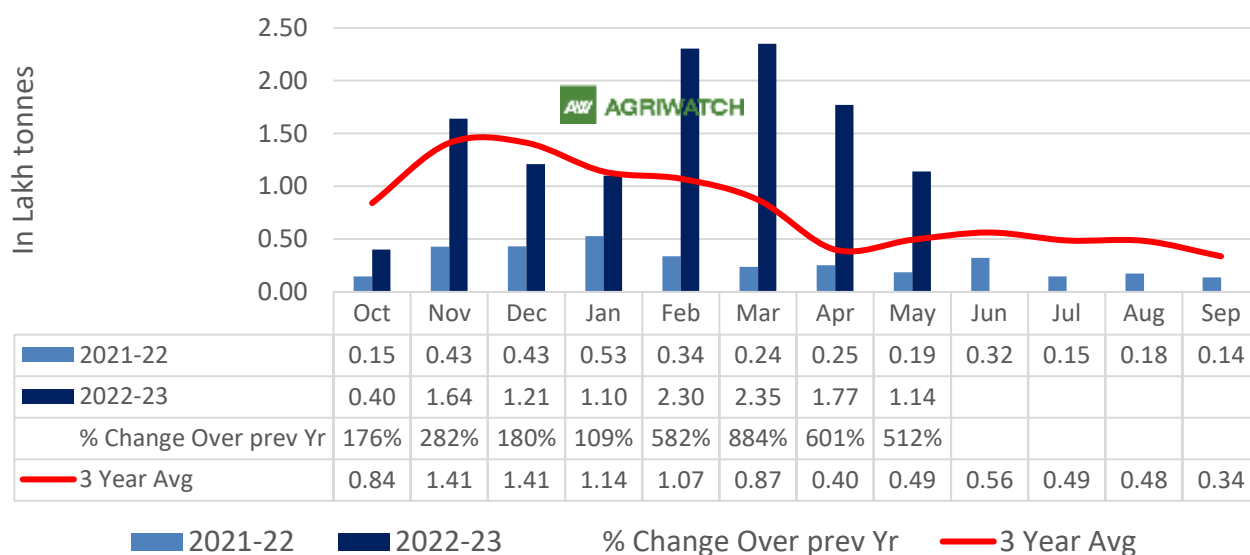
CBOT

CBOT July Soybean meal went marginally up by 0.95% on Monday after a loss for two days. The July futures opened at USD 411/tonnes, made a high at USD 421/tonnes, low at USD 409/tonnes and closed at USD 414/tonnes. Also, the weekly soybean futures are up marginally by nearly 0.4%, and up by nearly 4% for the month. However, the overall performance for the year shows a decline of nearly 14%.

India's Rapeseed meal export



India's Soymeal Export



Centres	Ex-factory rates (Rs/ton)			Parity To
	27-Jun-23	26-Jun-23	Change	
Indore - 45%, Jute Bag	42300	42500	▼-200	Gujarat, MP
Kota - 45%, PP Bag	44200	44500	▼-300	Rajasthan, Del, Punjab, Haryana
Dhulia/Jalna - 45%, PP Bag	46500	46500	Unch	Mumbai, Maharashtra
Nagpur - 45%, PP Bag	45700	45700	Unch	Chattisgarh, Orissa, Bihar, Bangladesh, AP, Kar, TN
Nanded	45700	45700	Unch	Andhra, AP, Kar, TN
Latur	46000	46000	Unch	-
Sangli	43500	43500	Unch	Local and South
Solapur	46800	46800	Unch	Local and South
Akola – 45%, PP Bag	44500	44500	Unch	Andhra, Chattisgarh, Orrisa, Jharkhand, WB
Hingoli	46000	46000	Unch	Andhra, Chattisgarh, Orrisa, Jharkhand, WB
Bundi	44000	44300	▼-300	-

Soy DOC at Ports			
Centers	Port Price		
	26-Jun-23	24-Jun-23	Change
Kandla (FOR) (INR/MT)	45500	NA	-
Kandla (FAS) (USD/MT)	Unq	Unq	-
CNF Indonesia – Yellow SBM (USD/MT)	583	NA	-

Rapeseed Meal	26-Jun-23	24-Jun-23	Change
FAS Kandla (USD/MT)	283	NA	-
FOR Kandla (Rs/MT)	22300	NA	-
FOR Mundra (Rs/MT)	NA	NA	-
CNF Indonesia (USD/MT)	302	NA	-

International Soy DOC			
Argentina FOB USD/MT	26-Jun-23	24-Jun-23	Change
Soybean Pellets	468	467	▲1
Soybean Cake Flour	468	467	▲1
Soya Meal	NR	NR	-
Soy Expellers	NR	NR	-

Sunflower (DOC) Rates	Ex-factory rates (Rs/ton)
-----------------------	---------------------------

Centers	27-Jun-23	26-Jun-23	Change
Adoni	34000	34000	Unch
Khamgaon	NA	NA	-
Parli	NA	NA	-
Latur	NA	NA	-

Groundnut Meal (Rs/MT)	27-Jun-23	26-Jun-23	Change
Basis 45%, Saurashtra	38000	38000	Unch
Basis 40%, Saurashtra	35000	35000	Unch
Basis 50%, Saurashtra	41000	41000	Unch

Mustard DOC	27-Jun-23	26-Jun-23	Change
Jaipur (Plant delivery)	21500	21500	Unch
Kandla (FOR Rs/MT)	22500	22500	Unch

Mumbai Oil Meal Quotes:			
Rs/M.T.	27-Jun-23	26-Jun-23	Change
G.N. Extr (45%)	38000	38000	Unch
Kardi Extr	NA	NA	-
Undec Cottonseed Exp	28500	28500	Unch
Rice Bran Extr.	NA	NA	-
Sunflower Extr.	30000	30000	Unch
Rapeseed Extr.	NA	NA	-
Soymeal 48%	45130	45130	Unch
Castor Extr.	8850	8850	Unch

Disclaimer

The information and opinions contained in the document have been compiled from sources believed to be reliable. The company does not warrant its accuracy, completeness and correctness. Use of data and information contained in this report is at your own risk. This document is not, and should not be construed as, an offer to sell or solicitation to buy any commodities. This document may not be reproduced, distributed or published, in whole or in part, by any recipient hereof for any purpose without prior permission from the Company. IASL and its affiliates and/or their officers, directors and employees may have positions in any commodities mentioned in this document (or in any related investment) and may from time to time add to or dispose of any such commodities (or investment). Please see the detailed disclaimer at <http://www.agriwatch.com/disclaimer.php> © 2023 Indian Agribusiness Systems Limited