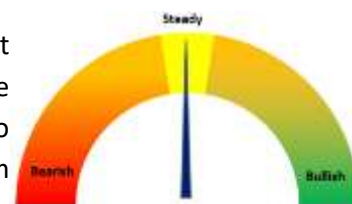


Soy Meal Fundamentals:

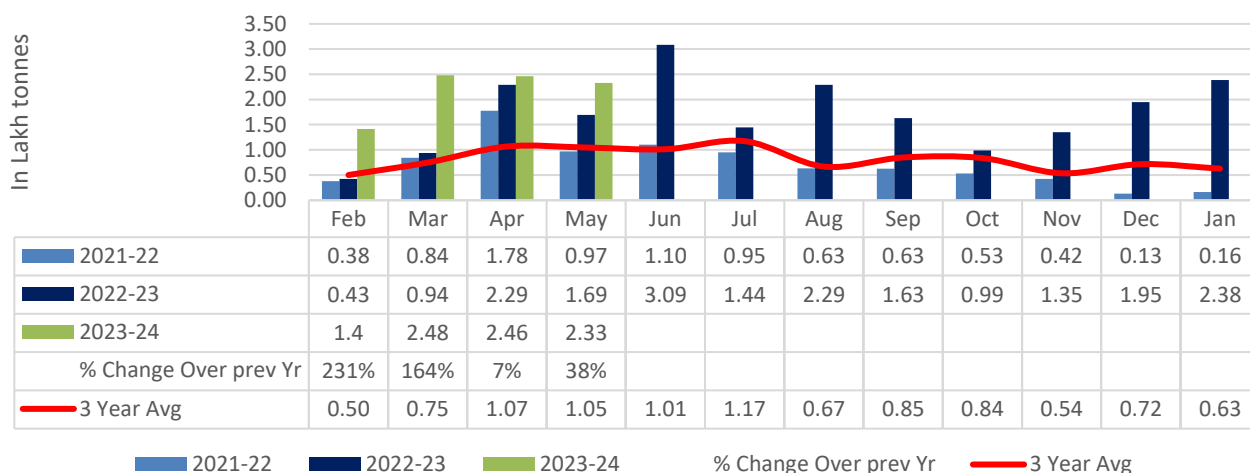
Today's Update- Soymeal Indore prices remained sideways and down by 1.2% at INR 42,000/MT as compared to previous day. Year-to-date Soymeal prices are marginally down by 1.2%. Soymeal prices in the domestic market are expected to trade range bound with weak bias in the range of 42,000-45,000 in near term tracking good export demand, However, increase in spread between Ex-kandla and Ex-Rotterdam prices may weigh on prices.



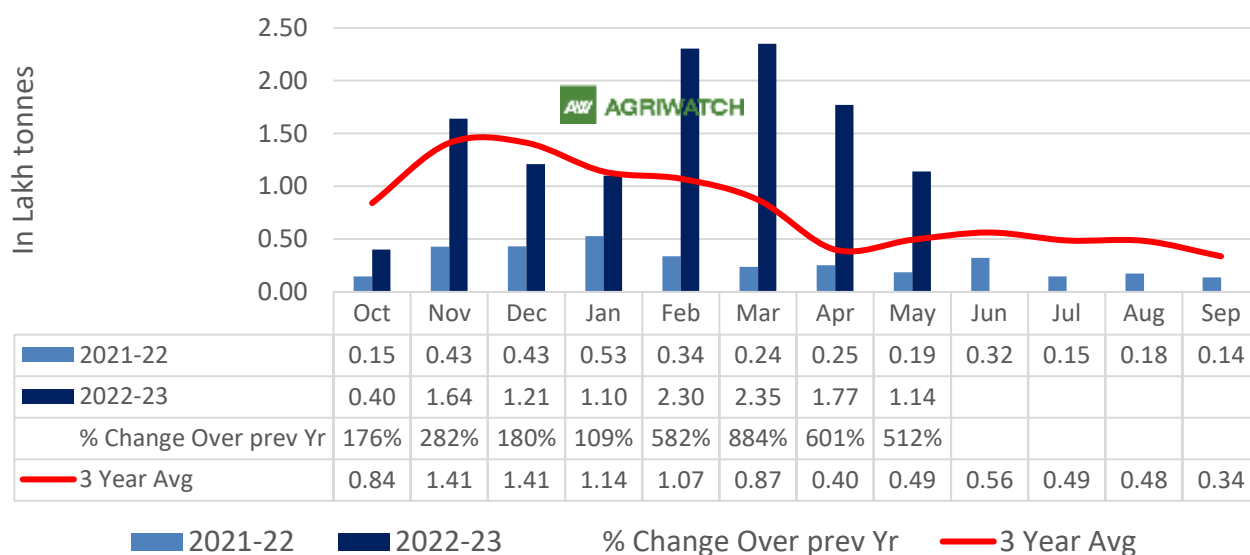
CBOT

CBOT most active Soybean meal went down by 1.76% on Tuesday. The July futures opened at USD 415.5/tonnes, made a high at USD 415.5/tonnes, low at USD 406/tonnes and closed at USD 407/tonnes. Also, the weekly soybean futures are down by nearly 1%, but up by nearly 3% for the month. However, the overall performance for the year shows a decline of nearly 15%.

India's Rapeseed meal export



India's Soymeal Export



Centres	Ex-factory rates (Rs/ton)			Parity To
	28-Jun-23	26-Jun-23	Change	
Indore - 45%, Jute Bag	42000	42500	▼-500	Gujarat, MP
Kota - 45%, PP Bag	42500	44200	▼-1700	Rajasthan, Del, Punjab, Haryana
Dhulia/Jalna - 45%, PP Bag	46500	46500	Unch	Mumbai, Maharashtra
Nagpur - 45%, PP Bag	45500	45700	▼-200	Chattisgarh, Orissa, Bihar, Bangladesh, AP, Kar, TN
Nanded	45500	45700	▼-200	Andhra, AP, Kar, TN
Latur	46000	46000	Unch	-
Sangli	43300	43500	▼-200	Local and South
Solapur	46800	46800	Unch	Local and South
Akola – 45%, PP Bag	44500	44500	Unch	Andhra, Chattisgarh, Orrisa, Jharkhand, WB
Hingoli	46000	46000	Unch	Andhra, Chattisgarh, Orrisa, Jharkhand, WB
Bundi	42300	44000	▼-1700	-

Soy DOC at Ports			
Centers	Port Price		
	27-Jun-23	26-Jun-23	Change
Kandla (FOR) (INR/MT)	45500	45500	Unch
Kandla (FAS) (USD/MT)	Unq	Unq	-
CNF Indonesia – Yellow SBM (USD/MT)	583	583	Unch

International Soy DOC			
Argentina FOB USD/MT	27-Jun-23	26-Jun-23	Change
Soybean Pellets	468	468	Unch
Soybean Cake Flour	468	468	Unch
Soya Meal	NR	NR	-
Soy Expellers	NR	NR	-

Sunflower (DOC) Rates	Ex-factory rates (Rs/ton)		
Centers	28-Jun-23	26-Jun-23	Change
Adoni	34000	34000	Unch
Khamgaon	NA	NA	-
Parli	NA	NA	-
Latur	NA	NA	-

Groundnut Meal (Rs/MT)	28-Jun-23	26-Jun-23	Change
Basis 45%, Saurashtra	38000	38000	Unch
Basis 40%, Saurashtra	35000	35000	Unch
Basis 50%, Saurashtra	41000	41000	Unch

Mustard DOC	28-Jun-23	26-Jun-23	Change
Jaipur (Plant delivery)	21500	21500	Unch
Kandla (FOR Rs/MT)	22500	22500	Unch

Mumbai Oil Meal Quotes:			
Rs/M.T.	28-Jun-23	26-Jun-23	Change
G.N. Extr (45%)	38000	38000	Unch
Undec Cottonseed Exp	28500	28500	Unch
Sunflower Extr.	30000	30000	Unch
Soymeal 48%	44348	45130	▼-782
Castor Extr.	8800	8850	▼-50

Disclaimer

The information and opinions contained in the document have been compiled from sources believed to be reliable. The company does not warrant its accuracy, completeness and correctness. Use of data and information contained in this report is at your own risk. This document is not, and should not be construed as, an offer to sell or solicitation to buy any commodities. This document may not be reproduced, distributed or published, in whole or in part, by any recipient hereof for any purpose without prior permission from the Company. IASL and its affiliates and/or their officers, directors and employees may have positions in any commodities mentioned in this document (or in any related investment) and may from time to time add to or dispose of any such commodities (or investment). Please see the detailed disclaimer at <http://www.agriwatch.com/disclaimer.php> © 2023 Indian Agribusiness Systems Limited