

Oilseeds Weekly Research Report

Contents

- ❖ Executive Summary
- ❖ Outlook – Cash Market
- ❖ Sowing Status – Kharif Oilseeds 2018-19
- ❖ Weather Forecast and Current Status
- ❖ Soybean – Domestic & International
- ❖ Soy meal- – Domestic & International
- ❖ Technical Analysis - Soybean
- ❖ Rapeseed - Mustard
- ❖ Technical Analysis – RM Seed
- ❖ Annexure – Prices etc.

Executive Summary

Mixed trends are witnessed in soybean complex during this week due to mixed sentiments in the market. Supplies are decreased at major trading center as farmers and traders holding the stocks in expectation of further rise in Soybean prices. RM seed prices showed steady to firm trends at most of the trading centers due to improved demand from local crushers and decreased supplies in the market. NCDEX prices of Soybean and RM seed rose up due to speculation. RM Seed market is mainly being driven by crop arrivals and local crushers & stockiest demand. CBOT prices closed on lower side due to declined weekly export sale.

According to recent Ministry report, India has covered total oil seeds kharif sowing area as on 26th July 2019 about 133.66 lakh Ha. has been reported compared to normal corresponding week (140.92 lakh Ha.) from previous year. Thus 7.26 lakh. Ha less area has been covered compared to normal corresponding week in previous year. Higher area during the week is reported from the state of Maharashtra (3.00 lakh Ha.), Rajasthan (0.42 lakh Ha.), Bihar (0.29 lakh ha), Jharkhand (0.10 lakh ha), Uttarakhand (0.02 lakh Ha). Less area during the week is reported from the state of Madhya Pradesh (4.78 lakh ha), Gujarat (0.62 lakh Ha.) Karnataka (2.77 lakh ha.), Chhattisgarh (0.79 lakh Ha), Telangana (0.68 lakh ha), Odisha (0.20 lakh ha), AP (2.681 lakh. ha.) UP (0.15 lakh ha) etc.

As per market sources, there is chances of increase in area of soybean crop in this season up to 120 lakh hectares compared with 112 lakh hectares last year in case of normal monsoon in Madhya Pradesh and Maharashtra (account up to 80 percent of total Soybean production in the country). As per to the third advanced estimate of Ministry, Soybean production is placed at 137.43 lakh tonnes for 2018/19 which is higher by 25 per cent against previous year production and highest in the last five years record. Soybean acreage may increase or may be at the same in this year as soybean prices performed well. Government estimates Mustard seed output at 87.82 lakh tonnes for 2018/19 higher by 4.2% from 84.3 lakh tonnes in 2017/18. It estimates groundnut crop size at 65.02 lakh tonnes for 2018/19 against 92.53 lakh tonnes. Farmers have started to cover kharif oilseeds sowing area of Groundnut, Soybean, Sesamum and Sunflower with slow pace because of late arrivals of monsoon in last weeks.

CBOT Soybean Aug future contract settled lower due to declined weekly export sales. As per latest US weekly crop condition, soybean crop held steady at 54% rated good to excellent. Eight states indicated that the soybean condition improved last week. Most of the improvements were found in the central and southern Corn Belt while most of the declines were found in the eastern and northern Corn Belt as well as the Delta. However, annual acreage report, farmers planted 80.0 Million acres of soybean compared to the march forecasts 84.6 million acres, however analysts are expected 84.4 million acres of soybean due to delay in corn planting farmers had boosted their soybean cultivation. USDA expects U.S. Soybean yield size for 2019/20 at 3.33 metric tons per hectare lower from 3.47 metric tons per hectares in 2018/19. As a result, it forecasts lower production estimates at 112.95 million metric tons for 2019/20 lower from 123.66 million metric tons in 2018/19. Lower sowing area, decreased global production estimates, may support CBOT prices to rise in coming days.

Oilseeds complex may trade in steady to firm tone due to declined crop condition.

Outlook – Cash Market

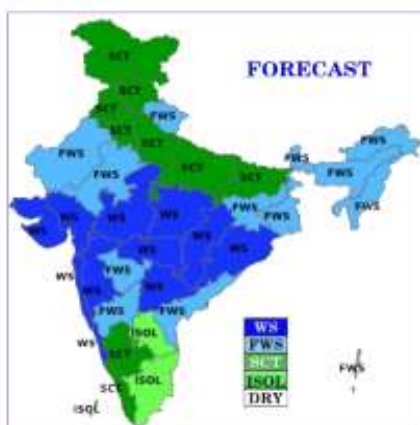
Outlook-Soybean (Spot, Indore): Soybean Indore plant prices showed mixed trends. We expect steady to firm tone in coming days due to declined crop condition. Prices are likely to trade in the range of 3600 to 3700 in next week. The market sentiments are now depending on the surplus bean stocks to be carried over to the next marketing year, kharif sowing area and millers demand.

Outlook –Soy meal (Spot, Indore): Soymeal prices showed weak tone on weak sentiments. Prices may trade in steady to weak tone in coming days on lower demand. Higher availability of Soymeal stock and low export demand put more pressures in soymeal prices.

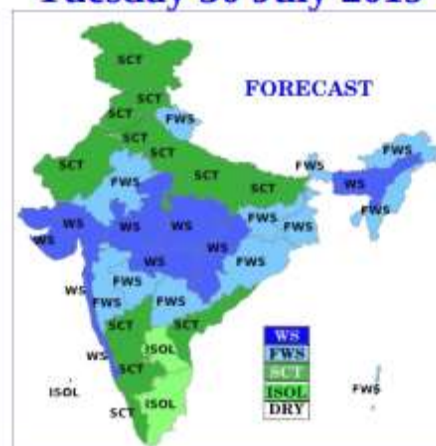
Outlook-Rapeseed-Mustard (Spot, Jaipur basis) Mustard seed prices showed steady to firm tone due to increased demand. Prices are likely to trade in the range of 4070 to 4150 in next week. NCDEX prices rose up due to speculation. RM seed likely to trade on higher side in coming week.

Weekly Weather Forecast

Monday 29 July 2019



Tuesday 30 July 2019



Wednesday 31 July 2019



Thursday 01 August 2019



Under the above scenario, fairly widespread to widespread rainfall with isolated heavy to very heavy falls are likely over central and adjoining west & northwest India and along northern parts of west coast during next 3-4 days. Isolated extremely heavy falls are also likely over Konkan, Rajasthan and Gujarat during next 24 hours.

The cyclonic circulation over northwest Bay of Bengal & neighbourhood extending up to 7.6 km above mean sea level tilting southwestwards with height persists. Under its influence a low-pressure area likely to form during next 2-3 days.

Kharif Oilseed Sowing Status

Kharif Oilseeds Sowing as on 26.07.2019 (In lakh Hectare)						
	Normal Area	Normal area as on date	2019	2018	Change (Y-o-Y)	% change to normal area
Groundnut	42.36	31.02	27.23	29.18	-1.9	64.16
Soybean	111.49	98.65	97.14	101.52	-4.38	87.1
Sunflower	1.91	0.95	0.58	0.72	-0.14	30.4
Sesamum	17.25	9.78	7.70	8.06	-0.36	44.6
Niger	2.51	0.33	0.34	0.41	-0.07	13.17
Castor	9.69	1.51	0.67	1.02	-0.35	6.9
Total Oilseed	185.28	142.24	133.66	140.92	-7.26	72.14

Soybean-Domestic Market

Mixed trends are witnessed in soybean complex during this week due to mixed sentiments in the market. Supplies are decreased at major trading center as farmers and traders holding the stocks in expectation of further rise in Soybean prices. Once farmers will start covering kharif sowing area in a full speed, Soybean prices may come under pressures.

As per IMD, India's monsoon rains were 35% below average in the week ending July 24, after receiving 20% less rainfall in the prior week, raising concerns over the output of summer-sown crops. Overall, India has received 17% less rain than average since the monsoon season began on June 1, but in some states such as Gujarat, the biggest producer of cotton and groundnut, the rainfall deficit is as high as 42%. However, India is likely to receive above average rainfall in the coming two weeks, which will be well distributed across the country.

As per Agriwatch estimates, soybean production for Kharif season 2019/20 is expected to be 99.4 lakh metric tonnes compared to 105.5 lakh metric tonnes in the previous season because late monsoon arrivals may reduce soybean area and yield. Lower soybean production forecast will support Soybean prices to rise in the long run. USDA also expects lower crop size and yield for 2019/20 year.

As per recent forecast of NCML, India may produce oilseeds in the range of 28 to 29.5 million metric tonnes (both Kharif and Rabi season) in 2019/20 in expectation of below normal monsoon. Total oilseeds for 2018/19 was estimated at 31.50 million metric tonnes including 21.25 million metric tonnes of Kharif crop and 10.25 million metric tonne of Rabi crop as per ministry second advanced estimate. It expects Soybean area in the range of 10 to 11million metric tonnes for this year lower by 20 to 27 percent from 13.7 million metric tonnes in 2018/19 estimates in hope of less rainfall. Out of the 50 districts which contribute to around 86 per cent of the total soybean production, 45 districts are in Madhya Pradesh, Rajasthan and Maharashtra, which are vulnerable to below-normal monsoon. Farmers in Maharashtra and Telangana had already shifted its Soybean crop area to Maize and cotton on account of higher profit margin, which may also lower soybean production for 2019/20.

The domestic soybean prices are likely to trade in steady to firm tone in coming days.

International Market

As per latest US weekly crop condition, soybean crop held steady at 54% rated good to excellent. Eight states indicated that the soybean condition improved last week. Most of the improvements were found in the central and southern Corn Belt while most of the declines were found in the eastern and northern Corn Belt as well as the Delta.

As per the sources, Ukraine harvested Oilseed crop up to 2.73 million tonnes as on 23rd July 2019 higher against 2.25 million tonnes compared to last year. Moreover, rapeseed crop could rise to 3.58 million tonnes from 2.84 million tonnes in 2018.

As per USDA, During this week (July 12 to July 18) US Net sales reductions of 78,200 MT of 2018/2019 resulting in increases for unknown destinations (57,700 MT), South Korea (26,000 MT, including 25,000 MT switched from unknown destinations), Indonesia (21,800 MT, including decreases of 2,100 MT), Malaysia (7,200 MT), and Vietnam (2,400 MT), were more than offset by reductions for China (148,400 MT), Taiwan (27,200 MT), and Canada (18,400 MT). For 2019/2020, net sales of 223,700 MT were primarily for Mexico (95,000 MT), Taiwan (87,700 MT), and unknown destinations (30,000 MT), were partially offset by reductions for Canada (1,400 MT). Exports of 637,500 MT were down 30 percent from the previous week and 17 percent from the prior 4-week average. The destinations were primarily to China (381,600 MT), Mexico (105,300 MT), Taiwan (25,300 MT), South Korea (25,000 MT), and Indonesia (22,300 MT).

As per the sources, EU's 2019 rapeseed crop to fall to 17.5 million tonnes from 19.9 million tonnes in 2018. Sharp falls are expected in France, Germany and Romania. EU's rapeseed imports are likely to rise sharply in the coming months. Imports for 2018/19 are estimated at 4.3 million tonnes.

As per NOPA, U.S. soybean crushing likely declined for a third straight month in June by 154 million bushels. Crush forecasts for June ranged from 147.937 million to 164.500 million bushels, with a median estimate of 152.200 million bushels which is less from the May crush of 154.796 million bushels and a crush of 159.228 million bushels in June 2018.

As per WASDE latest report on 11th July 2019, US Soybean production for 2019/20 is projected at 3.845 billion bushels, which is down by 305 million bushels based on lower planted and harvested area in the June 28 Acreage report and on lower projected yields. Harvested area, forecast at 79.3 million acres, which is down by 4.5 million from last month.

As per WASDE latest report on 11th July 2019, Global Oilseed production is estimated at 586.0 million tons, down by 11.7 million tonnes which is mostly on lower soybean production for the United States. Soybean production is also reduced for Canada and Ukraine. Rapeseed production is reduced for the EU, Australia, and Canada. Hot, dry weather during June has reduced yield prospects for the EU. Production is reduced for both Australia and Canada on lower harvested area. Other production changes include lower sunflower seed production for Russia, higher cottonseed production for India, and lower peanut production for the United States. Global oilseed exports for 2019/20 are projected at 175.0 million tons, down slightly from last month. Lower soybean exports for the United States are offset with increases for Brazil, Argentina, and Uruguay. Global oilseed ending stocks for 2019/20 are reduced 10.7 million tons to 119.5 million, mainly on lower soybean stocks for the United States, Argentina, and Brazil.

July 29th, 2019

As per USDA forecast, overall oilseed production of Russia in 2019-20 at 18.8 million tonnes, which will be roughly the same amount produced in 2018-19. Exports of oilseeds in 2019-20 will reach an all-time high of 1.7 million tonnes, 7.3% higher than 2018-19. The major drivers of this growth will be exports of rapeseeds and soybean to China and an active supply of rapeseeds to Belarus that started in 2018-19.

As per USDA forecast, soybean production of Brazil in 2019-20 is projected at 124 million tonnes increased against the previous year 116 million tonnes, as soybean planted area expanded to 37 million hectares and yields return to average due to improved weather. Exports of soybean in 2019-20 is expected to 75 million tonnes up from 69 million tonnes in 2018-19

As per USDA, the Chinese soybean production estimated for 2019-20 is 16.8 million MT up by 5.7% from 2018-19, due to the increased government subsidies, acreage expansion and slightly higher expected yield. However, China imported 42.4 million MT of soybeans during the first 7 months of 2018-19, down by 8.2 million MT compared to same period last year. Imports are estimated to be down from 84 million MT in 2018-19 to 83 million MT in 2019-

Conab expects Brazil Soybean crop size for 2018/19 at 114.84 million tons higher from 114.31 million tons in May forecast and also higher from 119.28 million tons in 2017/18. It forecasts exports volume of Brazil lower at 68 million tons against 83.25 million tons in 2017/18. Conab keeps Soybean's Yield projection higher at 3206 kg/Ha compared to 3193 kg/Ha in May forecast however it is lower from 3394 kg/Ha in 2017/18. In view of Agrural, Brazil may get Soybean crop at 115.5 million tons in 2018/19 higher from its May month forecast i.e. 115.3 million tons.

Soy meal

Weak tone is featured in Soy meal complex on weak demand from the local crushers and exporters in the physical market. Lower overseas demand and ample stocks availability in the market are affecting the sentiments. Weak trends are in International soy meal prices also affecting the sentiments.

During the week (July 12 -July 18) US sold 87,300 MT were up by 34 percent from the previous week and were up noticeably from the prior 4-week average. Increases were primarily for Vietnam (50,000 MT, switched from unknown destinations), Colombia (36,800 MT, including decreases of 11,500 MT), Mexico (25,300 MT, including decreases of 200 MT), Honduras (8,500 MT), and Canada (7,400 MT, including decreases of 2,300 MT). Reductions were reported for unknown destinations (50,000 MT) and El Salvador (1,600 MT). For 2019/2020, net sales of 140,000 MT were primarily for Guatemala (67,800 MT), the Philippines (43,300 MT), unknown destinations (15,000 MT), Costa Rica (11,600 MT), and Canada (2,300 MT). Exports of 127,800 MT were down 34 percent from the previous week and 16 percent from the prior 4-week average. The destinations were primarily to Mexico (45,400 MT), Canada (20,200 MT), Colombia (20,000 MT), Israel (9,400 MT), and Nicaragua (6,200 MT).

Soy meal exports volume of India is recorded at 18,185 tonnes in June 2019 lower against 53,272 tonnes in previous month. Overall Soy meal shipments in financial year (2018-19) stood at 1,358,083 tonnes higher from 1,187,818 tonnes in FY 2017-18. Total shipment of Rapeseed meal in June 2019 declined at 54,247 tons against 72,895 tonnes in May 2019. However, cumulative exports volume of Rapeseed meal is recorded higher at 1,094,015 tonnes during FY 2018-19 against 663,988 tonnes in previous year supported by major buyers like South Korea, Vietnam and Thailand.

As per recent SEA report, India shipped Oil meals lower by 56% to 114,972 tons in June 2019 against 263,163 tons in June 2018 followed by lower demand of Iran because of US sanctions. India could not import crude oil from Iran from May 2 after the U.S sanction waiver expired and U.S. is not willing further to extend it. During April-June

July 29th, 2019

2019, total Oilmeals exports stood at 571,325 tons lower by 24% from 751,158 tons in previous year record in the corresponding period of time. During April- June 2019, Vietnam bought total 88,055 tons of Oilmeals (including 1193 tons of Soybean meal, 57,058 tons of Rapeseed meals and 29,804 tons of De oil Rice Bran Extraction) lower from 105,459 tons in last year. South Korea bought 247,363 tons of Oilmeals (including 7,500 tons Soybean meal, 114,929 tons of rapeseed meal and 124,934 tons of castor seed meal) higher from 87,003 tons in previous year. Thailand bought 68,166 tons of Oilmeals (including 48,415 tons of Rapeseed meal and 15,330 tons of Rice Bran Extractions and 2,481 tons of soybean meal) lower from 92,911 tons in previous year.

As per recent WASDE report, Soybean meal production of India is estimated remain at 7.6 million tons for 2019/20 compared to previous year record. It is higher from 6.16 million tons in 2017/18 season. India may export 1.85 million tons Soymeal in 2019/20 same as in previous year. Domestic consumption of the country may stand at 5.75 million tons higher from 5.60 million tons in 2018/19.

During Indian Soymeal premium quoted higher side by \$128 per ton over Argentinean meal with Indian meal bullishness producing the premium rather than Argentinean meal bearishness. Such premiums may limit bookings of Indian Soymeal for forward as well as spot market.

Technical Analysis:

NCDEX Soybean FUTURE



Soybean Spot, Indore



*Note: Daily Chart

Support & Resistance NCDEX Soybean – Aug Contract

S2	S1	PCP	R1	R2
3470	3530	3616	3720	3750

- Soybean Aug contract rose up on current weekend and likely to find support at 3470 and resistance at 3750.
- On the upside, 3720 shall act as immediate resistance followed by INR 3750.
- On the downside, INR 3530 shall act as immediate support followed by 3470.
- Trade Recommendation (NCDEX-Soybean – Aug) **Buy**

Weekly trade call: **Buy below** 3590- Target – T1-3650; T2- 3690, SL – 3565.

Rapeseed - Mustard Seed

All India weekly RM seed supplies downs at various centers in this week. RM seed prices showed steady to firm trends due to improved demand from local crushers.

RM Seed prices showed mixed trends due to mixed sentiments in the market. Average mustard seed prices can get support at 4075/qtl in Jaipur market. At the end of week, mustard closed lower at 4085 per quintal against 4090 per quintal last week at the benchmark, Jaipur.

As per Mustard Oil Producers Association of India, the estimated mustard output in the country at 8.1million tonnes in 2018-19, up from 7.1million tonnes in the previous year. However, this estimate is lower than the 3rd advanced estimate 8.8million tonnes. Totals mustard arrivals in the month of June 705000 tonnes against 1.15 million tonnes in May month out of which 650000 tonnes of mustard seeds in June has been used for crushing, over 13% lower from the May month

As on 1st July 2019, Nafed, procured total 2779.58 tonnes of Mustard seed of Rabi season at MSP i.e. 4200 per quintals. It has procured total 10.84 lakh tonnes so far from 494049 farmers. Nafed procured total 6.08 lakh tonnes in Rajasthan states, 2.50 lakh tonnes in Haryana, 0.32 lakh tonnes in MP, 0.41 lakh tonnes in Gujarat and 0.00118 lakh tones in UP.

As per third advanced estimates of government, It estimates Mustard seed output at 87.82 lakh tonnes for 2018/19 higher by 4.2% from 84.3 lakh tonnes in 2017/18. It estimates groundnut crop size at 65.02 lakh tonnes for 2018/19 against 92.53 lakh tonnes.

Agriwatch estimated rapeseed crop at 7.1 MMT in MY 2018-19. However, new rapeseed crop for 2019-20 is estimated at 7.9 MMT above last year due to higher rapeseed sown area and yields. This will lead to lower rapeseed prices in future thereby adversely affecting rapeseed oil prices. New rapeseed crop harvest has peaked. SEA projects Mustard seed crop size at 8.5 MT in 2018/19 which is very close to agriculture ministry estimates i.e. 8.32 MT. While, other sources like Central Organization for Oil Industry and Trade keeps its forecast at 8.7 MT for this season. According to NBHC (National Bulk Handling Corporation) Rabi crop recent report, crop size of Mustard seed is likely to go up by 0.30% than last estimate to 8.72 million metric tonne. The figure is also higher by 4.78% over last year record due to favorable weather condition resulting in higher yields in major producing states.

SEA projects Mustard seed crop size at 8.5 MT in 2018/19 which is very close to agriculture ministry estimates i.e. 8.32 MT. While, other sources like Central Organization for Oil Industry and Trade keep its forecast at 8.7 MT for this season. In the second advanced estimates, ministry expects higher Indian Rapeseed & Mustard crop (Rabi) at 83.97 lakh tonnes for 2018/19 season against 75.40 lakh tonnes in 2017/18. Normal rainfall at the maturity stage of crop improved yield of crop. The estimates are higher than 2016/17 crop size i.e. 79.17 lakh tonnes.

MOPA expects mustard crop output at 8.1 million tonnes in 2018/19 which is lower than farm ministry's second advance estimates of 8.4 million tonnes. Farm ministry quoted higher mustard acreage at 6.58 million ha. due to higher minimum support price, better realizations.

Technical Analysis:

RM Seed Futures Aug Contract



RM Seed Spot, Jaipur



Support & Resistance NCDEX RM Seed – Aug contract

S1	S2	PCP	R1	R2
3800	3860	3942	4015	4050

- Mustard Aug Contract depicts weakness and further can get support at INR 3860.
- Prices have tested the lower level of 3918 in this week.
- Trade Recommendation (NCDEX Rapeseed-Mustard – Aug) **Sell**

Weekly trade call: **Sell** above 3940 Target – T1-3900 T2- 3870, SL –3970.

Oilseed Prices at Key Spot Markets:

Commodity / Centre	Prices (Rs/Qtl)				Change
Soybean	26-Jul-19		19-Jul-19		
	Low	High	Low	High	
Indore –Plant	3640	3660	3620	3650	10
Indore–Mandi	3450	3550	3500	3600	-50
Nagpur-Plant	3720	3750	3720	3750	Unch
Nagpur – Mandi	3310	3585	3310	3635	-50
Latur – Mandi	NA	NA	3550	3730	-
Akola – Mandi	3150	3560	3300	3600	-40
Kota-Plant	3570	3650	3600	3650	Unch
Kota – Mandi	3450	3600	3540	3570	30
Bundi-Plant	3500	3570	3570	3640	-70
Bundi-Mandi	3440	3530	3480	3600	-70
Baran-Plant	3450	3470	3560	3600	-130
Baran-Mandi	3400	3425	3520	3550	-125
Bhawani Mandi Jhalawar–Plant	Closed	Closed	Closed	Closed	-
Jhalwar-Mandi	Closed	Closed	Closed	Closed	-
Rapeseed/Mustard					
Jaipur-(Condition)	4100	4105	4100	4105	Unch
Alwar-(Condition)	3925	3975	3875	3925	50
Sri Ganganagar-(Non-Condition)	3650	3800	3600	3750	50
New Delhi–(Condition)	3915	3940	3925	3950	-10
Kota-(Condition)	3680	3750	3520	3640	110
Agra-(Condition)	4095	4119	4048	4071	48
Neewai-(Condition)	3750	3800	3740	3800	Unch
Hapur (UP)-(Condition)	3925	3950	3925	3950	Unch
Groundnut Seed					
Rajkot	950	1044	950	1037	7
Sunflower Seed					
Gulbarga	NA	NA	0	0	-
Latur	NA	NA	0	0	-
Sholapur	NA	NA	0	0	-
Soybean Prices are in INR/qtl. (1 bag=90 kg). Mandi prices – Loose, Mustard Seed Prices are in INR/qt (1 bag=85 kg) C – Condition (42%), *Groundnut seed in Rs/20 kg, Sunflower Seed in Rs/qtl.					

July 29th, 2019

Oilseed Arrivals in Key Centers:

Commodity / Centre	Arrivals in Bags/Qtl		Change
Soybean	26-Jul-19	19-Jul-19	
Madhya Pradesh	65000	110000	-45000
Maharashtra	50000	65000	-15000
Rajasthan	10000	10000	Unch
Bundi (Raj)	65	50	15
Baran (Raj)	500	1200	-700
Jhalawar (Raj)	Closed	Closed	-
Rapeseed/Mustard			
Rajasthan	50000	65000	-15000
Alwar	2000	700	1300
Sri Ganganagar	400	600	-200
Kota	600	1000	-400
Groundnut Seed			
Rajkot (Gujarat)	30	70	-40
Sunflower Seed			
Sholapur (Maharashtra)	NA	0	-

Other Oilseed Prices at Mumbai (INR/100 Kg):

Oilseeds	26-Jul-19	19-Jul-19	Change
Groundnut Kernel	5500	5400	100
Gr. Bolds 60/70	8450	8350	100
Gr. Javas 60/70	10200	10100	100
Gr Javas 70/80	9800	9700	100
Gr.Javas 80/90	9500	9400	100
KardiSeed 2% Exp Qly	5000	5000	Unch
Sesame White 98/2/1 FM	10700	10700	Unch
Whitish 95/5/FFA/1FM	10500	10500	Unch
Brown 48/2 FFA/4 FM	9900	9900	Unch
Brown 48/3 FFA/4 FM	9500	9500	Unch
Brown 48/4 FM/* No FFA Guarantee	9200	9200	Unch
Sunflower Seed	4300	4300	Unch
Niger Seed (4% FM)	5600	5600	Unch

Annexure

India's Total Oilseeds Production Seen at 315 Lakh Tons in 3rd Adv. Est. - GOI (Kharif + Rabi + Summer)

The 3rd Advance Estimates of production of major crops for 2018-19 have been released on 3rd June, 2019 by the Department of Agriculture, Cooperation and Farmers Welfare. The assessment of production of different crops is based on the feedback received from States and validated with information available from other sources. Few the major crops producing states have received less rainfall. As a result, the production of oilseeds crops estimates for 2018-19 has witnessed below than their normal production. Oilseeds production of India is placed lower by 0.4% to 314.21 lakh tonnes against the production of 314.59 lakh tonnes in Final Estimates of 2017-18. However, the estimated figure is high by 17.72 lakh tonnes than five years average oilseeds production.

The estimated production of major Oilseeds during 2018-19 is as under:

Oilseeds – 313.1 Lakh tonnes

- Soybean – 137.43 Lakh Tons
- Groundnut – 65.02 Lakh Tons
- Rapeseed – 87.82 Lakh Tons
- Castorseed – 11.98 Lakh Tons
- Sesame/Sesamum/Gingelly/Til – 7.46 Lakh Tons
- Nigerseed – 0.63 Lakh Tons
- Sunflower – 2 Lakh tons
- Linseed - 1.65 Lakh Tons

India's Kharif Oilseeds Production 2018-19 3rd Advanced Estimates

The 3rd Advance Estimates of production of major crops for 2018-19 have been released on 6th June, 2019 by the Department of Agriculture, Cooperation and Farmers Welfare. The assessment of production of different crops is based on the feedback received from States and validated with information available from other sources.

Kharif Oilseeds Production – 209.93 Lakh tonnes

- Soybean – 137.43 Lakh Tons
- Groundnut – 51.53 Lakh Tons
- Castor seed – 11.98 Lakh Tons
- Sesame/Sesamum/Gingelly/Til – 7.46 Lakh Tons
- Sunflower – 0.90 Lakh ton

MSP for 2019/20 Kharif Oilseeds

The Cabinet Committee on Economic Affairs, chaired by the Prime Minister Shri Narendra Modi, has given its approval for Minimum Support Prices (MSPs) for Kharif Crops of 2019-20 season, the MSPs of all the Kharif oilseeds are raised for this season. The MSP of Yellow Soybean is increased by Rs.311 from Rs.3399/qt in 2018-19 to Rs.3710/qt in 2019-20, Groundnut is increased by Rs.200 from Rs.4890/qt in 2018-19 to Rs.5090/qt in 2019-20, Sunflower is increased by Rs.262 from Rs.5388/qt in 2018-19 to Rs.5650/qt in 2019-20, Sesamum is increased by Rs.236/qt from Rs.6249/qt in 2018-19 to Rs.6485/qt in 2019-20, Niger seed is increased by Rs.63 from Rs.5877/qt in 2018-19 to Rs.5940/qt in 2019-20.

MSP for 2018/19 Rabi Oilseeds

Centre has increased the MSP of Mustard/Rapeseed by INR 200 from last year and kept it at INR 4200 per quintal. Last year the MSP of Mustard/rapeseed was INR 400 per quintal including bonus of INR 100. Safflower MSP has been increased to INR 4945 from INR 4100 per quintal of last year. Last year MSP includes a bonus of INR 100 per quintal.

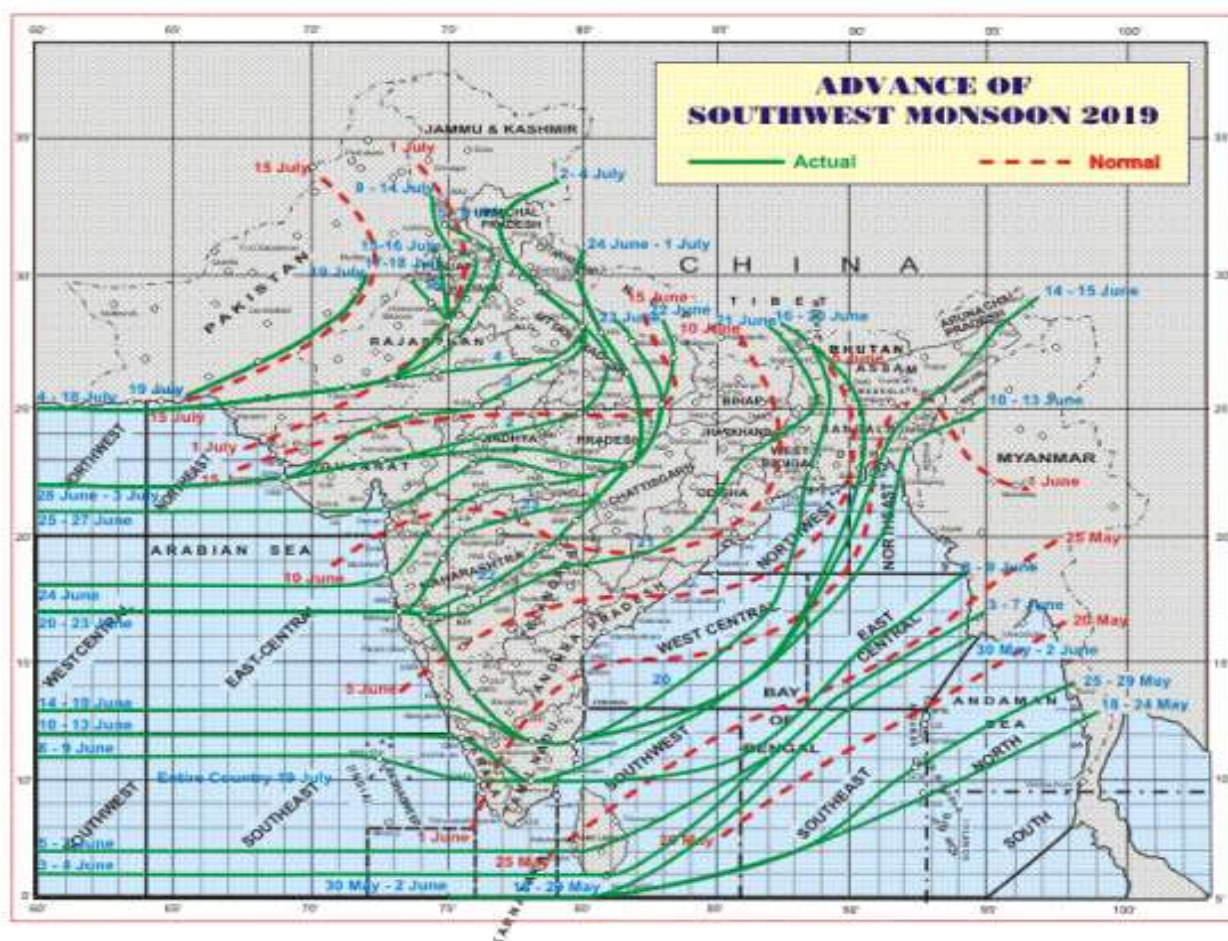
SEA Soybean Production Estimates Kharif 2018-19 As On 18.02.2019

SEA Kharif Estimates of Soybean Production in Lakh Tons			
S.No.	Division/District	2017-18	2018-19
1	Madhya Pradesh	41.25	55
2	Maharashtra	28.6	31
3	Rajasthan	6.7	9
4	Andhra Pradesh & Telangana	1.2	1.3
5	Karnataka	2	2.5
6	Chattisgarh	1	1.3
7	Gujarat	-	-
8	Others	2.25	2.2
	Grand Total	83	102.3

Monsoon 2019-IMD Forecast

Fairly widespread to widespread rainfall with isolated heavy falls likely over central India, northwest India and Northern parts of west coast. Scattered to fairly widespread rainfall likely over the rest of the country except over southeast peninsular India, where rainfall is likely to be isolated

Heavy to very heavy rainfall at a few places with extremely heavy falls very likely at isolated places over Konkan & Goa; Heavy to very heavy rainfall with extremely heavy falls at isolated places over Gujarat Region; Heavy to very heavy rainfall at isolated places over Telangana, Madhya Maharashtra, Saurashtra & Kutch, Chhattisgarh, Vidarbha and Rajasthan and heavy rainfall at isolated places over Coastal Karnataka, Coastal Andhra Pradesh & Yanam, Marathwada, Madhya Pradesh, Odisha and Assam & Meghalaya.



Disclaimer

The information and opinions contained in the document have been compiled from sources believed to be reliable. The company does not warrant its accuracy, completeness and correctness. Use of data and information contained in this report is at your own risk. This document is not, and should not be construed as, an offer to sell or solicitation to buy any commodities. This document may not be reproduced, distributed or published, in whole or in part, by any recipient hereof for any purpose without prior permission from the Company. IASL and its affiliates and/or their officers, directors and employees may have positions in any commodities mentioned in this document (or in any related investment) and may from time to time add to or dispose of any such commodities (or investment). Please see the detailed disclaimer at <http://www.agriwatch.com/Disclaimer.asp>
 © 2017 Indian Agribusiness Systems Pvt Ltd.