

Oilseeds Weekly Research Report

Contents

- ❖ **Executive Summary**
- ❖ **Outlook – Cash Market**
- ❖ **Sowing Status – Kharif Oilseeds 2018-19**
- ❖ **Weather Forecast and Current Status**
- ❖ **Soybean – Domestic & International**
- ❖ **Soy meal- – Domestic & International**
- ❖ **Technical Analysis - Soybean**
- ❖ **Rapeseed - Mustard**
- ❖ **Technical Analysis – RM Seed**
- ❖ **Annexure – Prices etc.**

Executive Summary

Mixed trends are witnessed in Oilseeds complex during the week on mixed sentiments in the market. Supplies are lower at major trading centers on account of rainfall during the week. Soybean price remain closed on higher side in Nagpur mandi amid good demand of local traders. The quality of new Soybean harvested crops are not so good as containing more moisture therefore prices are lower than old crops prices. Traders are buying new crops from farmers and following the process to dry seeds so that they can further mix new seeds with old crops to fulfill plant's demand. Traders are in view that quality of new Soybean crop may decline on account of excess rainfall at maturity stage. RM seed prices showed mixed trend amid mixed sentiments in the market. Nafed has started to dispose Mustard seed mainly in Haryana and Rajasthan markets which may weigh on prices in short term. NCDEX future prices of Soybean declined by the end of the week on profit booking phase of the market. While, RM Seed future prices declined amid selling pressures. On the other hand, CBOT Soybean future closed higher side at the end of week after positive sign of progress in U.S China trade talks and good buying activities of China.

As per source, Soybean crops are already grown for 50 to 75 days and are in pod formation to beginning seed stage. Those early varieties of crops are at maturity stage and farmers have started to harvest now, however quality is low due to continue rainfall at the time of harvesting. Water stagnation in MP and Rajasthan may result 10 to 15 % damages of soybean crop so far. The progress of crops is below normal to normal in India. In 2019, Soybean growers have increased area as compared to previous year record. As per traders, total 10 to 15% soybeans are damaged in MP state majorly in the districts of Ratlam, Mandsaur and Neemuch. As per Skymet, from June 1 to September 28, West Madhya Pradesh is rain surplus by 61%, while East Madhya Pradesh by 22%. New harvested crops are in slow pace and less in demand due to moisture.

The First Advance Estimates of production of major crops for 2019-20 have been released on 23rd Sep, 2019 by the Department of Agriculture, Cooperation and Farmers Welfare. The assessment of production of different crops is based on the feedback received from States and validated with information available from other sources. Few the major crops producing states have received good rainfall. As a result, the production of oilseeds kharif crops estimates for 2019-20 has witnessed higher than their normal production. Oilseeds production of India is placed higher by 11.11 lakh tonnes to 223.89 lakh tonnes against the production of 212.78 lakh tonnes in 4th advanced estimates for 2018-19. The estimated figure is also higher by 11.5 lakh tonnes than five years average oilseeds production.

As per recent released data of Ministry, the total area under Oilseeds is reported lower at 179.48 lakh hectares as on 27th Sep 2019 against 179.28 lakh hectares in the previous year in the corresponding period of time. There is a drop-in sowing of groundnuts to 39.32 lakh hectares against 40.20 lakh hectares last year. Total covering area of Soybean stood at 113.99 lakh hectares against 113.10 lakh hectares last year. Castor has been planted on 9.38 lakh hectares against 8.77 lakh hectares last year. Sunflower has been planted on 1.03 lakh hectares against 1.12 lakh hectares last year. Sesame has been planted on 13.72 lakh hectares against 14.19 lakh hectares last year, Nigerseed has been planted on 2.05 lakh ha against 1.90 lakh ha last year.

Oilseeds complex may trade in lower trend in the coming days.

Outlook – Cash Market

Outlook-Soybean (Spot, Indore): Soybean Indore plant prices closed remain on higher side on good demand. However, prices may decline in expectation of heavy new crop supplies in the coming week. Prices are likely to trade in the range of 3850 to 3950 in next week. The market sentiments are now depending on the surplus bean stocks to be carried over to the next marketing year, kharif harvesting pace, millers demand & weather condition.

Outlook –Soy meal (Spot, Indore): Soymeal prices showed firm trends on firm sentiments. Prices may trade steady to firm tone in the coming days on good South based traders demand. Prices are also being driven global soymeal prices. Exporters are active in the market.

Outlook-Rapeseed-Mustard (Spot, Jaipur basis) Mustard seed prices at Jaipur market traded in steady zone despite less supplies. Prices may go down in coming week on weak demand. Selling activity of Nafed may also weigh on mustard seed prices in coming days. Prices are likely to trade in the range of 4000 to 4150 in next week. RM seed likely to trade on lower side in coming week. NCDEX future prices of RM Seed may decline on selling activities.

Weekly Weather Forecast

Tuesday 01 October 2019



Wednesday 02 October 2019



Thursday 03 October 2019



Friday 04 October 2019



No significant change in maximum temperatures likely over major parts of the country during next 2- 3 days.

During 5th October to 7th October, fairly widespread to widespread rainfall with isolated heavy falls likely over parts of east & adjoining northeast India and south peninsular India.

Scattered to fairly widespread rainfall likely to occur over the rest of the country except over some parts of west India and Islands where isolated rainfall is likely.

Kharif Oilseed Sowing Status

Kharif Oilseeds Sowing as on 27.09.2019 (In lakh Hectare)						
	Normal Area	Normal area as on date	2019	2018	Change (Y-o-Y)	% change of normal area
Groundnut	42.43	40.59	39.32	40.20	-0.9	-1.3
Soybean	111.49	112.42	113.99	113.10	0.9	1.6
Sunflower	1.91	1.53	1.03	1.12	-0.1	-0.5
Sesamum	17.25	15.63	13.72	14.19	-0.5	-1.9
Niger	2.51	2.07	2.05	1.90	0.1	0.0
Castor	9.69	9.37	9.38	8.77	0.60	0.0
Total Oilseed	185.28	181.62	179.48	179.28	0.2	-2.1

Soybean

Domestic Market

Mostly firm trends are witnessed in Soybean complex by the end of the week after good buying activities of Traders. Farmers and traders could not release their stocks in full pace because of continued rainfall. Soybean prices decline in expectation heavy supplies of new crop.

Madhya Pradesh received 38% more rainfall than the average since the start of four-month long monsoon season on June 1. India is likely to receive above-average monsoon rains in 2019 for the first time in six years as seasonal rainfall continues longer than expected. Recent rainfall in MP, resulted more soybean crop damages in most of its major districts. If rain will be continued, harvesting may delay almost 10 days ahead. New crop arrivals have started in MP however quality is not so good as containing more moisture. Farmers are releasing their new harvested crops on priority in fear of losing crop quality due to moisture. As per traders, total 20 to 25% of Soybean crops have damaged in Mandsaur, Neemuch and Ujjain districts. They expect overall 10 to 15% crop damages in MP states so far on account of heavy rainfall.

As per IMD, India is likely to get 20% and 99% above-average rains in the weeks of Sept. 26 and Oct. 3, respectively. Rainfall may extend up to first week of October as well. Excess rainfall will be fruitful for Rabi crop sowing crops like rapeseed, groundnut etc. The IMD defines average, or normal, rainfall as between 96% and 104% of a 50-year average of 89 centimetres for the entire four-month monsoon season beginning June. As per government data, water levels in India's main reservoirs were reported at 85% of their storage capacity as on Sept. 19 higher against 74% in previous year. The average for the past 10 years is 70%.

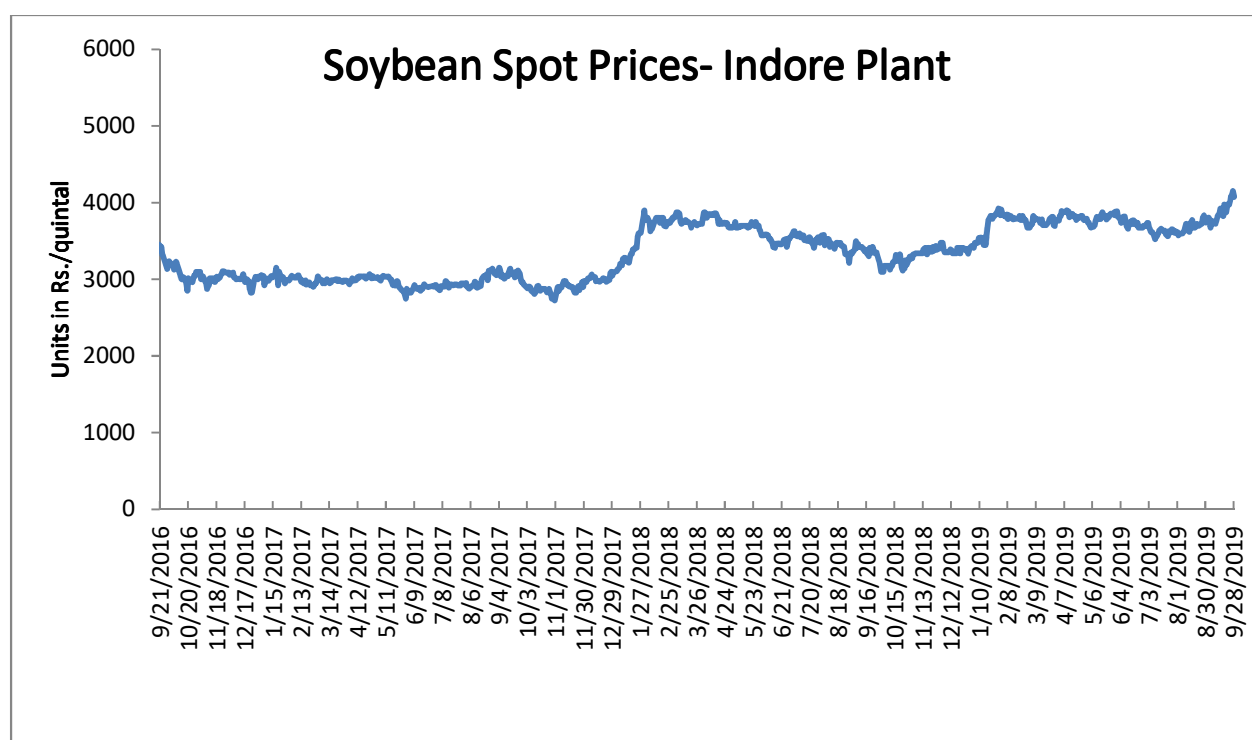
Soybean production will be higher this year and we expect it to be at least around 109 lakh tonnes. Farmers in MP and Rajasthan have planted more area while the area has shrunk in Maharashtra. However, last week, SOPA

maintained that there was no widespread or excessive damage to the crop from excess rains. The harvesting of the early maturing varieties has already started in September and full-scale harvesting will be from October 15.

Announcement of a higher minimum support price (MSP) for MY 2019/20 likely encouraged additional oilseed planting during an extended planting window in anticipation of higher returns, stable yields, and relatively lower crop maintenance compared to cotton. The GOIs MSP announcement claims that farmers receive 1.5 times the production cost of planting a crop.

As per the sources, recovery of monsoon this season in August has pulled down the prices of agricultural commodities during few days on expectations of a recovery in kharif output and favorable climatic condition for the rabi harvest for 2020. Although crop damages have been reported in few areas due to excess rain. However, for Rabi crops, including mustard seed, good rain in September (as forecast by weather agencies), would provide better soil moisture for sowing. Besides, there are huge procured stocks of mustard seed with government, and the prices Mustard will remain under pressure.

The domestic soybean prices are likely to trade in steady to weak tone in coming days.



International Market

CBOT Soybean future prices rose supported by good buying activities of China. USDA reported a private export sale of 257,000 MT for 19/20 deliver to China. That brings the 2-day total to 838,000 MT (30.8 million bushels), with Mondays rumor pegging 600,000 MT in purchases.

During this week (September 13 to 19, 2019), US sold total 1,038,000 MT for 2019/2020, primarily for China (391,400 MT), Indonesia (95,700 MT, including 68,000 MT switched from unknown destinations), the Netherlands (69,800 MT, including 60,000 MT switched from unknown destinations), Japan (66,600 MT, including 45,000 MT switched from unknown destinations and decreases of 800 MT), and Pakistan (66,000 MT), were partially offset by reductions for unknown destinations (32,000 MT) and the Philippines (18,200 MT). Exports of 950,900 MT were primarily to China (207,400 MT), Mexico (104,400 MT), Indonesia (99,300 MT), the Netherlands (69,800 MT), and Taiwan (69,300 MT).

Soybean planting in Brazil is very slow in absence of rain. As per state's Department of Rural Economics, only 3% of the expected area in the southern state has been planted on account of dry weather condition which is lower from 18% in previous year in the corresponding period of time. Parana is expected to sow 5.5mn hectares (13.585mn acres) of soybean in the current 2019-20 season, up by 1pc from a year earlier, Despite the current situation, Parana is likely to get 23% higher soybean output in 2019-20 versus last year, to 19.8mn metric tonnes (t). The expected gain is because a severe drought between December-January - a critical time for crop development - heavily affected production in the prior cycle.

Farmers in Brazil have commenced planting Soybean in Mato Grasso state this week. Total 9.72 million hecaters are expected higher acreage in the 2019/2020 season compared to 9.58 million hectares at this time last year. However, dry weather condition is slowing planting pace.

As per USDA recent released report, U.S. oilseed production for 2019/20 is forecasted lower at 110.2 million tons from last month with lower soybean and cottonseed production partly offset by a higher peanut forecast. U.S may get soybean yield at 47.9 bushels per acres in 2019/20 which is lower than the projection of 48.5 bushels per acres in August however it is above from 47.2 bushels per acres as projected by Reuter analyst poll.

As per USDA forecast, soybean production of Brazil in 2019-20 is projected at 123 million tonnes higher against the previous year 117 million tonnes due to delayed planting process in absence of ample rainfall. Exports of soybean in 2019-20 is expected to 76.50 million tonnes higher from 75.80 million tonnes in 2018-19.

As per Reuter, European Union soybean imports in the 2019/20 season that started on July 1 had reached 3.0 million tonnes by Sept. 22,2019 higher by 4% from last year. EU soymeal imports had noticed higher by 18% to 4.4 million tonnes against previous year. Palm oil imports stood down by 16% to 1.2 million tonnes. As per ministry statement of Argentina, China had permitted Argentina to start exporting soymeal in Chinese markets. The plants approved for export include those owned by Bunge Argentina, LDC Argentina, Cargill, Molinos Río de la Plata, Renova, T6 and COFCO International Argentina.

The U.S. season-average soybean price for 2019/20 is forecast at \$8.50 per bushel, up 10 cents. The soybean meal price is projected at \$305 per short ton, up \$5.00. The soybean oil price forecast is unchanged at 29.5 cents per pound.

Sept 30th, 2019

As per the sources, EU's production down by almost 3 million tonnes and industrial demand remaining robust despite the lower availabilities, EU imports will reach a record level of 6.1 million tonnes this year, with record flows from Ukraine and Canada.

As per the latest update from USDA, China soybean production is estimated at 17.1 MMT on higher-than-expected area. Most industry sources forecast the crop at 17 MMT or above. Encouraged by subsidies favoring soybean production, farmers have increased planted area; the subsidy has been particularly effective in Northeast provinces. Weather has been favorable as slightly higher yields are expected.

As per WASDE report, world oilseed production for 2019/20 is projected at 579.5 million tons, down 1.4 million tons from August and 3.5 percent below 2018/19. Soybean production is projected at 341.4 million tons, down 440,000 tons from August and 5.7 percent less than last year on account of lower projection in the United States, the European Union, and Ukraine and partially offset by larger forecasts for India, Canada, and China. Peanut production is forecast slightly higher, while rapeseed and cottonseed are reduced. Rapeseed production is projected 939,000 tons lower on reduced forecasts for Australia, the European Union, Ukraine and Chile. Soybean imports are forecast at 148.2 million, down 670,000 tons due to less demand of Iran. Brazil is projected to remain the leading soybean exporter in 2019/20 at 76.5 million tons. Global oilseed exports are up 550,000 tons from last month and represent 1.2 percent growth over 2018/19. Global ending stocks are down and 11.3 percent less than 2018/19. Soybean ending stocks are forecast down 2.6 million from August due to declines in the United States, Argentina, China, and the European Union, offset by larger stocks in Brazil, Iran, and India. Trade of soybean meal is higher on larger imports by Iran while global soybean oil is slightly lower side. The U.S. season-average farm price for soybeans is expected higher by 10 cents at \$8.50/bu by USDA.

Soybean imports for 2019/20 (Oct. to Sep.) are forecast to be the lowest in five years; significant declines in swine inventories have lowered feed demand and domestic crush margins. Although FAS Beijing projects demand falling year-over-year, some Chinese sources believe imports will be higher in 2019/20. From October 2018 to July 2019, imports were down over fifteen percent from the previous year, and the quantity of U.S. soybeans was less than a quarter of the previous year level.

As per the sources, China's largest grain, oilseeds and food company, COFCO International plans to increase investment in Brazilian soybean production, which would buy 5% more soybeans each year from Brazil over the next five years and would finance the expansion of more than 60 million acres of soybean production in Brazil. COFCO last year exported from Brazil to China more than 13 million metric tons of grain and soybeans.

As per the sources, Brazil could see record soya harvests in the 2019-20 season dependent on good weather, and is expected to expand the soybean planted area by 2% to 36.8 million hectares in the upcoming season. That could result in production of 125 million to 126 million tonnes of the oilseeds, compared with 116.76 million tonnes during this year's harvest, which was affected by drought. It would also allow Brazil to overtake the United States as the world's top soya producer. Brazil to export 78 million tonnes of soya during the 2019-20 cycle, compared with 71.7 million tonnes in the 2018-19 harvest.

Soy meal

Firm trends are continued in Soymeal complex supported by good demand of South based traders in this week. Rise in CBOT Soymeal prices may lead a support to increase domestic soymeal prices further.

As per recent WASDE report, Soybean meal production of India is estimated lower at 7.76 million tons for 2019/20 compared to previous year record i.e. 7.85 million tons. It is higher from 6.16 million tons in 2017/18 season. India may export 1.90 million tons Soymeal in 2019/20 lower from 2.30 million tons as in previous year. Domestic consumption of the country may stand at 5.80 million tons higher from 5.48 million tons in 2018/19.

During the week (Sep 13 -19, 2019) US sold 43,500 MT for 2018/2019 resulting in increases for Canada (19,000 MT, including decreases of 700 MT), Colombia (13,100 MT, including decreases of 1,000 MT), Ecuador (8,200 MT), the Dominican Republic (7,000 MT, including 6,000 MT switched from unknown destinations and decreases of 400 MT), and Burma (5,800 MT), were partially offset by reductions for Japan (30,100 MT), unknown destinations (2,500 MT), and Guatemala (1,200 MT). For 2019/2020, net sales of 120,800 MT were primarily for Colombia (30,500 MT), the Philippines (30,000 MT), Ecuador (29,000 MT), Mexico (11,800 MT), and the Dominican Republic (10,000 MT). Exports of 197,700 MT were up 1 percent from the previous week, but down 11 percent from the prior 4-week average. The destinations were primarily to Vietnam (50,700 MT), the Dominican Republic (37,500 MT), Colombia (37,300 MT), Mexico (23,400 MT), and Canada (20,900 MT).

As per the Solvent Extractors' Association of India the export of oilmeals during August 2019 is provisionally reported at 98,871 tons compared to 359,752 tons in August, 2018 i.e. down by 73%. The overall export of oilmeals during April-Aug., 2019 is reported at 1,016,682 tons compared to 1,326,626 tons in April-Aug., 2018 i.e. down by 23%. This is mainly due to higher price of domestic produce soybean meal. This make the domestic oilmeal expensive in international market compare to other origins. The export of castor seed meal has increased to 247,820(188,040) tons, mainly exported to South Korea.

During April-August 2019 Vietnam imported 147,869 tons of oilmeals (compared to 265,699 tons); consisting of 2,411 tons of soybean meal, 88,087 tons of rapeseed meal and 53,929 tons of De-oiled Rice Bran Extraction. South Korea imported 398,048 tons of oilmeals (compared to 431,084 tons); consisting 18,367 tons of soybean meal, 184,512 tons of rapeseed meal and 195,169 tons of castor seed meal. Thailand imported 118,178 tons of oilmeals (compared to 135,229 tons) consisting 97,229 tons of rapeseed meal, 17,581 tons of Rice Bran Extractions and 3,368 tons of soybean meal.

The export from Kandla is reported at 399,127 tons (39%), followed by Mundra handled 322,915 tons (32%), and Mumbai including JNPT handled 77,981 tons (8%) and Kolkata handled 78,073 tons (8%) and Others Ports handled 138,586 tons (14%).

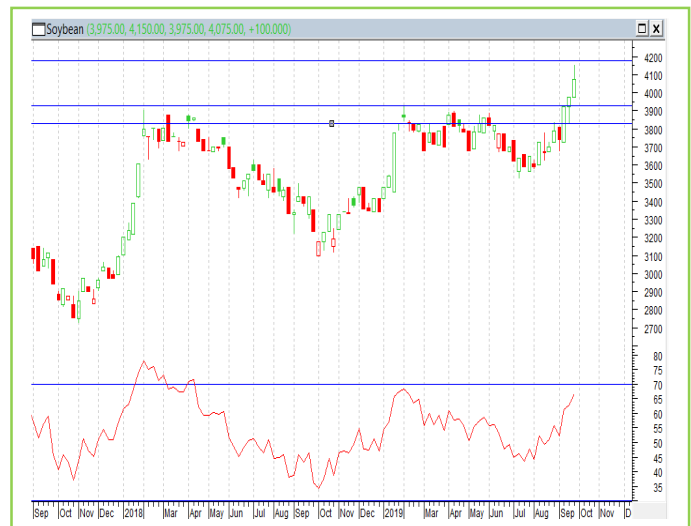
During Indian Soymeal premium quoted higher side by \$153 per ton over Argentinean meal with Indian meal bullishness producing the premium rather than Argentinean meal bearishness. Such premiums may limit bookings of Indian Soymeal for forward as well as spot market.

Technical Analysis:

NCDEX Soybean FUTURE



Soybean Spot, Indore



***Note: Daily Chart**

Support & Resistance NCDEX Soybean – Oct Contract

S2	S1	PCP	R1	R2
3800	3850	3971	4150	4180

- Soybean Oct contract depicts weak trend and likely to find support at 3850 and resistance at 4150.
- On the upside, 4150 shall act as immediate resistance followed by INR 4180.
- On the downside, INR 3850 shall act as immediate support followed by 3800.
- Trade Recommendation (NCDEX-Soybean) -**Sell**

Weekly trade call: **Sell** below-3970 Target – T1-3940; T2- 3880, SL – 4000.

Rapeseed - Mustard Seed

RM seed prices showed mixed trend amid mixed sentiments in the market. At the end of week, mustard closed remain steady at 4195 per quintal like in last week at the benchmark, Jaipur. Nafed has started to sale mustard seed in Rajasthan and Haryana markets which may put pressures on RM seed prices in short run.

As on 26th Sept 2019, Nafed sold total of 25829 MT of R-19 Mustard seed holdings in Haryana and Rajasthan markets. It disposed total 10012.65 MT of Mustard R-19 and holds remaining balance at 1.63 lakh tonnes till date.

As per Mustard Oil Producers Association of India mills crushed 575,000 tn mustard seed in August, up 15% on year, around 10% higher than 525,000 tn mustard crushed in July. A rise in demand for mustard meal from exporters and a pick-up in purchases by oil millers led to higher crushing. Farmers brought 515,000 tn mustard to markets in August, lower than 685,000 tn in the year-ago period. In Rajasthan, the top producer, total supply of mustard seed was 190,000 tn in August, in Uttar Pradesh 85,000 tn, and in Madhya Pradesh 60,000 tn. Stock with farmers, processors, stockists and state-run agencies were at 3.8 mln tn in August, compared with 2.6 mln tn in the yearago period. The association has estimated mustard output in the country at 8.1 mln tn in 2018-19, up from 7.1 mln tn in the previous year. However, this is lower than 9.3 mln tn, which is what the farm ministry forecast in its fourth advance estimate.

Rapeseed meal exports grew this year due to improved demand from South Korea, Thailand, and Vietnam. Post expects that by September 2019, India will be able to sell a little less than 1 MMT. Currently, it is quoted at \$220/MT (July, FOB Indian port) and is very competitive compared to \$225/MT (July, FOB Hamburg) quoted by international suppliers.

As per Fourth advanced estimates of government, it estimates Mustard seed output at 9.39 lakh tonnes for 2018/19 higher by 9.09 lakh tonnes from 84.3 lakh tonnes in 2017/18. It estimates groundnut crop size at 66.95 lakh tonnes for 2018/19 against 92.53 lakh tonnes.

Agriwatch estimated rapeseed crop at 7.1 MMT in MY 2018-19. However, new rapeseed crop for 2019-20 is estimated at 7.9 MMT above last year due to higher rapeseed sown area and yields. This will lead to lower rapeseed prices in future thereby adversely affecting rapeseed oil prices. New rapeseed crop harvest has peaked. SEA projects Mustard seed crop size at 8.5 MT in 2018/19 which is very close to agriculture ministry estimates i.e. 8.32 MT. While, other sources like Central Organization for Oil Industry and Trade keeps its forecast at 8.7 MT for this season. According to NBHC (National Bulk Handling Corporation) Rabi crop recent report, crop size of Mustard seed is likely to go up by 0.30% than last estimate to 8.72 million metric tonne. The figure is also higher by 4.78% over last year record due to favorable weather condition resulting in higher yields in major producing states.

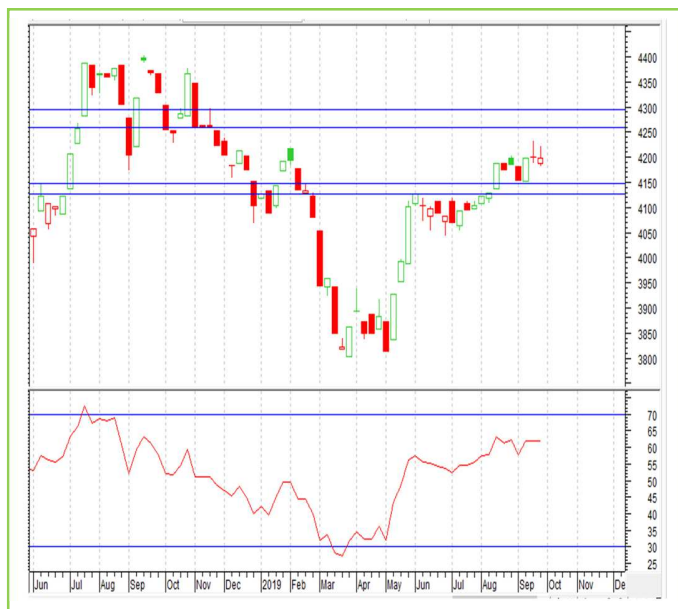
SEA projects Mustard seed crop size at 8.5 MT in 2018/19 which is very close to agriculture ministry estimates i.e. 8.32 MT. While, other sources like Central Organization for Oil Industry and Trade keep its forecast at 8.7 MT for this season. In the second advanced estimates, ministry expects higher Indian Rapeseed & Mustard crop (Rabi) at 83.97 lakh tonnes for 2018/19 season against 75.40 lakh tonnes in 2017/18. Normal rainfall at the maturity stage of crop improved yield of crop. The estimates are higher than 2016/17 crop size i.e. 79.17 lakh tonnes.

Technical Analysis:

RM Seed Futures Contract



RM Seed Spot, Jaipur



Support & Resistance NCDEX RM Seed – Oct contract

S1	S2	PCP	R1	R2
3800	3850	3979	4050	4090

- Mustard Oct Contract depicts Weakness and further can get support at INR 3850
- Prices have tested the lower level of 3921 in this week.
- Trade Recommendation (NCDEX Rapeseed-Mustard) - **Sell**

Weekly trade call: **Sell** Above – 3979 Target – T1-3930 T2- 3880, SL –4000.

Oilseed Prices at Key Spot Markets:

Commodity / Centre	Prices (Rs/Qtl)				Change
Soybean	28-Sep-19		21-Sep-19		
	Low	High	Low	High	
Indore –Plant	4050	4100	3950	4000	100
Indore–Mandi	Closed	Closed	3700	3850	NA
Nagpur-Plant	4060	4100	3970	4000	100
Nagpur – Mandi	3625	3850	3650	3850	Unch
Latur – Mandi	Closed	Closed	3850	3880	NA
Akola – Mandi	Closed	Closed	3400	3800	NA
Kota-Plant	4250	4300	3950	4000	300
Kota – Mandi	4200	4250	3800	3850	400
Bundi-Plant	4200	4250	4000	4025	225
Bundi-Mandi	4100	4200	3850	3900	300
Baran-Plant	4200	4250	3950	4000	250
Baran-Mandi	4100	4125	3900	3950	175
Bhawani Mandi Jhalawar–Plant	4250	4300	3950	4000	300
Jhalwar-Mandi	Closed	Closed	3900	3950	NA
Rapeseed/Mustard					
Jaipur-(Condition)	4195	4200	4195	4200	Unch
Alwar-(Condition)	4000	4050	3900	3950	100
Sri Ganganagar-(Non-Condition)	3750	3850	3750	3800	50
New Delhi–(Condition)	3980	4000	3950	3960	40
Kota-(Condition)	3700	3750	3650	3700	50
Agra-(Condition)	4167	4214	3762	4190	24
Neewai-(Condition)	3850	3880	3850	3900	-20
Hapur (UP)-(Condition)	3900	3950	3950	3975	-25
Groundnut Seed					
Rajkot	750	1025	775	775	250
Sunflower Seed					
Gulbarga	Closed	Closed	3050	3475	Closed
Latur	NA	NA	NA	NA	NA
Sholapur	NA	NA	NA	NA	NA
Soybean Prices are in INR/qtl. (1 bag=90 kg). Mandi prices – Loose, Mustard Seed Prices are in INR/qt (1 bag=85 kg) C – Condition (42%), *Groundnut seed in Rs/20 kg, Sunflower Seed in Rs/qtl.					

Oilseed Arrivals in Key Centers:

Commodity / Centre	Arrivals in Bags/Qtl		Change
Soybean	28-Sep-19	21-Sep-19	
Madhya Pradesh	Closed	35000	NA
Maharashtra	20000	30000	-10000
Rajasthan	5000	5000	Unch
Bundi (Raj)	15	15	Unch
Baran (Raj)	100	1000	-900
Jhalawar (Raj)	Closed	750	NA
Rapeseed/Mustard			
Rajasthan	35000	55000	-20000
Alwar	1500	1500	Unch
Sri Ganganagar	500	400	100
Kota	400	500	-100
Groundnut Seed			
Rajkot (Gujarat)	210	210	Unch
Sunflower Seed			
Sholapur (Maharashtra)	NA	NA	NA

Other Oilseed Prices at Mumbai (INR/100 Kg):

Oilseeds	28-Sep-19	21-Sep-19	Change
Groundnut Kernel	5300	5300	Unch
Gr. Bolds 60/70	8950	8750	200
Gr. Javas 60/70	10900	10700	200
Gr Javas 70/80	10500	10300	200
Gr.Javas 80/90	10200	10000	200
KardiSeed 2% Exp Qly	5000	5000	Unch
Sesame White 98/2/1 FM	10000	10200	Unch
Whitish 95/5/FFA/1FM	9800	10000	Unch
Brown 48/2 FFA/4 FM	9200	9400	Unch
Brown 48/3 FFA/4 FM	8900	9100	Unch
Brown 48/4 FM/* No FFA Guarantee	8600	8800	Unch
Sunflower Seed	3600	3800	Unch
Niger Seed (4% FM)	5600	5600	Unch

Annexure

India's Total Oilseeds Production Seen at 223.89 Lakh Tons in 1st Adv. Est. - GOI (Kharif)

The first Advance Estimates of production of major crops for 2019-20 have been released on 23rd Sep, 2019 by the Department of Agriculture, Cooperation and Farmers Welfare. The assessment of production of different crops is based on the feedback received from States and validated with information available from other sources. Few the major crops producing states have received good rainfall. As a result, the production of oilseeds kharif crops estimates for 2019-20 has witnessed higher than their normal production. Oilseeds production of India is placed higher by 11.11 lakh tonnes to 223.89 lakh tonnes against the production of 212.78 lakh tonnes in 4th advanced estimates for 2018-19. The estimated figure is also higher by 11.5 lakh tonnes than five years average oilseeds production.

The estimated production of major Oilseeds during 2019-20 is as under:

Oilseeds – 223.89 Lakh tonnes

- Soybean – 135.05 Lakh Tons
- Groundnut – 63.11 Lakh Tons
- Castorseed – 17.37 Lakh Tons
- Sesame/Sesamum/Gingelly/Til – 6.86 Lakh Tons
- Nigerseed – 0.83 Lakh Tons
- Sunflower – 0.67 Lakh tons

MSP for 2019/20 Kharif Oilseeds:

The Cabinet Committee on Economic Affairs, chaired by the Prime Minister Shri Narendra Modi, has given its approval for Minimum Support Prices (MSPs) for Kharif Crops of 2019-20 season, the MSPs of all the Kharif oilseeds are raised for this season. The MSP of Yellow Soybean is increased by Rs.311 from Rs.3399/qt in 2018-19 to Rs.3710/qt in 2019-20, Groundnut is increased by Rs.200 from Rs.4890/qt in 2018-19 to Rs.5090/qt in 2019-20, Sunflower is increased by Rs.262 from Rs.5388/qt in 2018-19 to Rs.5650/qt in 2019-20, Sesamum is increased by Rs.236/qt from Rs.6249/qt in 2018-19 to Rs.6485/qt in 2019-20, Niger seed is increased by Rs.63 from Rs.5877/qt in 2018-19 to Rs.5940/qt in 2019-20.

MSP for 2018/19 Rabi Oilseeds

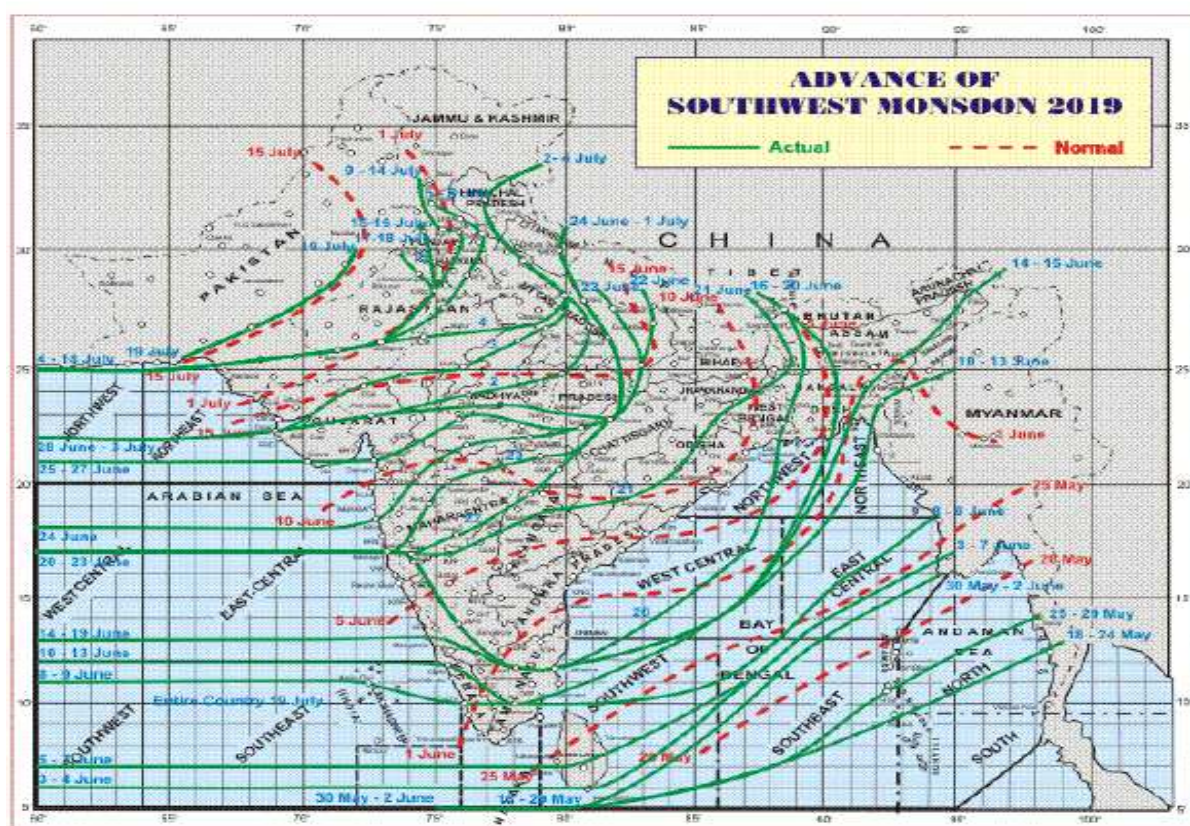
Centre has increased the MSP of Mustard/Rapeseed by INR 200 from last year and kept it at INR 4200 per quintal. Last year the MSP of Mustard/rapeseed was INR 400 per quintal including bonus of INR 100. Safflower MSP has been increased to INR 4945 from INR 4100 per quintal of last year. Last year MSP includes a bonus of INR 100 per quintal.

SEA Soybean Production Estimates Kharif 2018-19 As On 04.04.2019

SEA Kharif Estimates of Soybean Production in Lakh Tons			
S.No.	Division/District	2017-18	2018-19
1	Madhya Pradesh	41.25	55
2	Maharashtra	28.6	31
3	Rajasthan	6.7	9
4	Andhra Pradesh & Telangana	1.2	1.3
5	Karnataka	2	2.5
6	Chattisgarh	1	1.3
7	Gujarat	-	-
8	Others	2.25	2.2
	Grand Total	83	102.3

Monsoon 2019-IMD Forecast:

The Depression over Kutch and neighbourhood moved east-northeastwards with a speed of 5 kmph during the past 6 hours and lay centered at 0530 hours IST of today, the 30th September, 2019 near latitude 23.2°N and longitude 70.5°E, about 40 km east-northeast of Kandla (Gujarat). It is very likely to move east -northeastwards during next 24 hours as a depression and weakened gradually thereafter. Under its influence, Widespread rainfall with isolated heavy to very heavy with extremely falls over Gujarat state on 30th September. Rainfall intensity & distribution very likely to reduce from 1st October over Gujarat state.



Disclaimer

The information and opinions contained in the document have been compiled from sources believed to be reliable. The company does not warrant its accuracy, completeness and correctness. Use of data and information contained in this report is at your own risk. This document is not, and should not be construed as, an offer to sell or solicitation to buy any commodities. This document may not be reproduced, distributed or published, in whole or in part, by any recipient hereof for any purpose without prior permission from the Company. IASL and its affiliates and/or their officers, directors and employees may have positions in any commodities mentioned in this document (or in any related investment) and may from time to time add to or dispose of any such commodities (or investment). Please see the detailed disclaimer at <http://www.agriwatch.com/Disclaimer.asp>
© 2017 Indian Agribusiness Systems Pvt Ltd.