

Oilseeds Weekly Research Report

Contents

- ❖ **Executive Summary**
- ❖ **Outlook – Cash Market**
- ❖ **Sowing Status – Kharif Oilseeds 2019-20**
- ❖ **Weather Forecast and Current Status**
- ❖ **Soybean – Domestic & International**
- ❖ **Soy meal- – Domestic & International**
- ❖ **Technical Analysis - Soybean**
- ❖ **Rapeseed - Mustard**
- ❖ **Technical Analysis – RM Seed**
- ❖ **Annexure – Prices etc.**

Executive Summary

Despite Indore market, Soybean prices settled lower side at most of the trading centers after heavy pace of arrivals. Soybean Prices in Indore market increased after lower output estimates by different sources. While, Mustard seed prices closed mostly on higher side due to less supplies during this week. Planters and stockiest are equally active in Soybean markets. The quality of new Soybean harvested crops are reporting in good condition and ruling lower prices. RM seed prices are getting support after good crushers demand ahead of Diwali festival. NCDEX future prices of Soybean closed down by the end of the week on short positions in the market. While, RM Seed future prices increased amid buying interests. CBOT prices declined on lower US soybean sales report of this week and improved weather condition in U.S.

As per trade body, India may grow 18% lower Soybean crop to 9 million tonnes in 2019 due to excess rainfall at the time of maturity stage. Madhya Pradesh received 44% above average rainfall which resulted water logging and badly affected soybean matured crops. As per SOPA survey, Soybean crops have damaged in Rajasthan and Maharashtra states as well.

As per recent updates of SOPA, India may harvest 17.7% lower Soybean crop to 89.9 lakh tonnes in 2019 against 109.3 lakh tonnes in 2018 on account of heavy rainfall at maturity period of time. The major growing Soybean states like Gujarat, Karnataka, Madhya Pradesh may harvest lower Soya crop by 30% to 0.86 lakh tonnes, 7.1% to 2.69 lakh tonnes, 31.1% to 40.10 lakh tonnes respectively against last year record. However, Farmer may get 5.7% higher Soybean to 36.29 lakh tonnes in Maharashtra in the current season.

As per the Mustard Oil Producers Association of India data, India crushed 13% lower mustard seed to 500,000 tonnes in September 2019 compared to last month record on account of lack luster demand of mustard meal exporters and less arrivals in physical markets. While, it is unchanged from last year record during the same month. In September 2019, total supply of mustard seed was 150,000 tonnes in Rajasthan, 85,000 tonnes in Uttar Pradesh 85,000 and 45,000 tonnes in Madhya Pradesh. Total available stocks with processors, stockiest and state-run agencies stood at 1.6 million tons in September 2019. It pegged total mustard crop output at 8.1 million tonnes in 2018-19 season which is higher from 7.1 million tonnes in last season. The estimated figure is lower than the farm ministry fourth advance estimate i.e. 9.3 million tonnes.

The First Advance Estimates of production of major crops for 2019-20 have been released on 23rd Sep, 2019 by the Department of Agriculture, Cooperation and Farmers Welfare. The assessment of production of different crops is based on the feedback received from States and validated with information available from other sources. Few the major crops producing states have received good rainfall. As a result, the production of oilseeds kharif crops estimates for 2019-20 has witnessed higher than their normal production. Oilseeds production of India is placed higher by 11.11 lakh tonnes to 223.89 lakh tonnes against the production of 212.78 lakh tonnes in 4th advanced estimates for 2018-19. The estimated figure is also higher by 11.5 lakh tonnes than five years average oilseeds production.

Soybean complex may trade in lower trend in the coming days. While RM Seed may increase amid good demand on Festive season.

Outlook – Cash Market

Outlook-Soybean (Spot, Indore): Soybean Indore plant prices firmed up on higher side due to heavy supplies. Prices may decline in expectation of heavy new crop supplies in coming week. Prices are likely to trade in the range of 3600 to 3750 in next week. The market sentiments are now depending on the surplus bean stocks to be carried over to the next marketing year, kharif harvesting pace, millers demand & weather condition.

Outlook –Soy meal (Spot, Indore): Soy meal prices may decline on dull demand. Prices may trade steady to weak tone in the coming days on weak demand. Prices are also being driven by domestic soybean prices and may trade between Rs.29500 to 31000/MT in Indore market. Exporters are less active in the market.

Outlook-Rapeseed-Mustard (Spot, Jaipur basis) Mustard seed prices at Jaipur market firmed up on good local crushers demand on festive season. Prices may go up in coming week on good local demand. Prices are likely to trade in the range of 4280 to 4400 in next week. RM seed likely to trade on higher side in coming week. NCDEX future prices of RM Seed may increase on buying activities.

Weekly Weather Forecast

Sunday 20 October 2019



Monday 21 October 2019



Tuesday 22 October 2019



Wednesday 23 October 2019



No significant change in minimum temperatures likely over northwest India during next 2 days and fall by 2-3°C thereafter.

Fairly widespread to widespread rainfall with isolated heavy falls likely over south India; scattered to fairly widespread rainfall over western Himalayan region and isolated to scattered rainfall over east & northeast India during 24 to 26th October 2019.

Kharif Oilseed Sowing Status

Kharif Oilseeds Sowing as on 04.10.2019 (In lakh Hectare)						
	Normal Area	Normal area as on date	2019	2018	Change (Y-o-Y)	% change of normal area
Groundnut	42.43	40.75	39.40	40.49	-1.09	-1.3
Soybean	111.49	112.42	114.24	113.10	1.1	1.8
Sunflower	1.91	1.54	1.12	1.17	0.0	-0.4
Sesamum	17.25	15.77	13.79	14.47	-2.0	-0.7
Niger	2.51	2.13	2.31	2.04	0.3	0.2
Castor	9.69	9.47	9.55	8.89	0.7	0.1
Total Oilseed	185.28	182.09	180.41	180.16	0.3	-1.7

Soybean

Domestic Market

Despite Indore market, weak tones are featured in most of Soybean complex by the end of the week on good supplies. Arrivals are likely to increase further in market amid good speed of harvesting. Soybean prices may decline in expectation of heavy supplies of new crops.

As per source, Farmers are harvesting Soybean crop of this season in full speed supported by sunny weather condition. Harvested crops are in good condition. However, water stagnation in MP and Rajasthan may result 10 to 15 % damages of soybean crop of this season. In 2019, Soybean growers have increased area as compared to previous year record. As per traders, total 20 to 25% soybeans are damaged in MP state majorly in the districts of Ratlam, Mandsaur and Neemuch. Madhya Pradesh received 38% more rainfall than the average since the start of four-month long monsoon season on June 1. Traders expect Soybean production in India at 85 lakh tonnes for 2019/20 due to heavy crop loss in MP& Rajasthan.

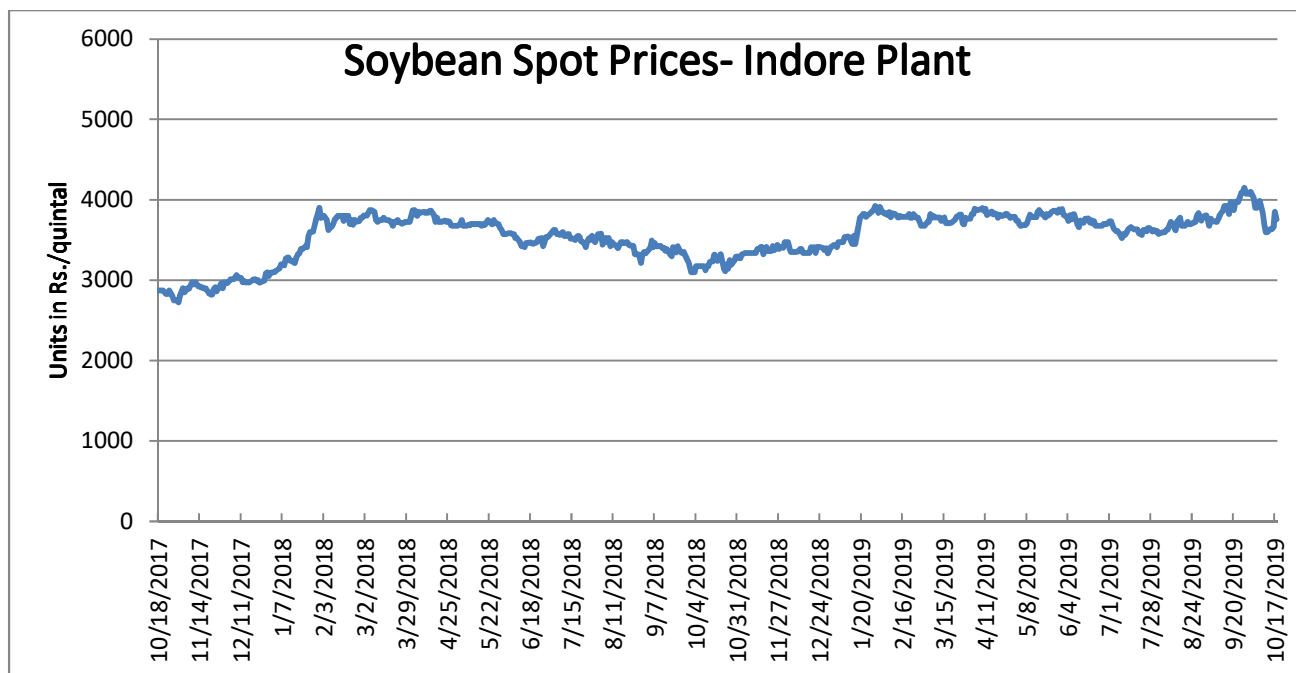
As per ministry report, All India sowing of soybean stood at 114.24 lakh hectares compared to 113.10 lakh hectares as on 04.10.2019. Sowing of soybean is higher in Madhya Pradesh at 55.16 lakh tonnes against 53.18 lakh tonnes in last year and Rajasthan at 10.61 lakh tonnes compared to 10.46 lakh tonnes in previous year.

Announcement of a higher minimum support price (MSP) for MY 2019/20 likely encouraged additional oilseed planting during an extended planting window in anticipation of higher returns, stable yields, and relatively lower crop maintenance compared to cotton. The GOIs MSP announcement claims that farmers receive 1.5 times the production cost of planting a crop.

As per the sources, recovery of monsoon this season in August has pulled down the prices of agricultural commodities during few days on expectations of a recovery in kharif output and favorable climatic condition for the Rabi harvest for 2020. Although crop damages have been reported in few areas due to excess rain. However, for Rabi crops, including mustard seed, good rain in September (as forecast by weather agencies), would provide

better soil moisture for sowing. Besides, there are huge procured stocks of mustard seed with government, and the prices Mustard will remain under pressure.

The domestic soybean prices are likely to trade in steady to weak tone in coming days.



International Market

CBOT Soybean future prices declined after lower U.S soybean exports sales data of this week. China bought more Brazilian Soybean seed during this week due to less price quote against U.S. Soybean.

As per Reuter, China imported 13.5% lower Soybean to 8.2 million tonnes in September 2019 due to lower demand of Soymeal after an epidemic of African swine fever. China bought 9.48 million tonnes in last month. It is slightly lower from 8.01 million tonnes in September 2018.

As per Conab, Brazil may harvest higher Soybean crop by 4.7% to 120.39 Million tonnes in 2019/20 against 115.03 million tonnes in last year. Soybean area in Brazil is likely to stand higher by 1.9% to 36.571 Million Ha. in 2019/20 against 35.874 Million Ha. in 2018/19 season. Brazil may export total 72 Million tonnes in 2019/20 higher from 70 Million tonnes in 2018/2019 however the projected figure is lower from 83.257 million tonnes in 2017/2018. The state of Mato Grosso will increase its soybean acreage by 2.6% to 9.95 million hectares (27.2% of the total) followed by Rio Grande do Sul which will increase 1.0% to 5.83 million hectares (15.9% of the total), Parana will increase 0.9% to 5.48 million hectares (14.9% of the total), Goias will increase 2.0% to 3.54 million hectares (9.6% of the total), and Mato Grosso do Sul will increase 3.4% to 2.95 million hectares (8.0% of the total).

As per sources, Ukraine may export lower soybean by 19.8% to 2 million tonnes in 2019/20 against previous year record. While, it may export higher sunoil by 0.8% to 6.1 million tonnes in 2019/20 from last year record. The country may export 16.7% higher Rapeseed to 2.86 million tonnes in 2019/20 against 2018/19 season.

During (Oct 4-10,2019) U.S. sold total 1,601,000 metric tons for 2019/2020 which were down 24 percent from the previous week and 8 percent from the prior 4-week average. Increases primarily for China (850,500 MT, including 63,000 MT switched from unknown destinations and decreases of 3,000 MT), Egypt (160,200 MT, including 169,500 MT switched from unknown destinations and decreases of 13,700 MT), unknown destinations (137,100 MT), Mexico (102,000 MT, including decreases of 2,100 MT), and Thailand (84,700 MT, including 66,000 MT switched from unknown destinations), were partially offset by reductions for the United Kingdom (2,900 MT) and Barbados (700). Exports of 956,100 MT were down 8 percent from the previous week, but up 6 percent from the prior 4-week average. The destinations were primarily to Egypt (210,200 MT), Pakistan (139,100 MT), China (136,000 MT), Mexico (96,000 MT), and Thailand (85,400 MT).

As per government report, Brazil shipped total 4,447,700 tonnes in September 2019 lower from 5,321,200 tonnes in August 2019.

China has opened soy meal market for imports from Argentina in an effort to improve supply of soy meal in the country. Supplies of Argentina meal will start from the harvest of its crop in 2020.

As per sources, European Union bought total 3.4 million tonnes of Soybean till Oct 6,2019 (season started on July 1) which is 3% lower than the volume as shipped on September 30 last year. EU soy meal imports had reached higher by 19% to 5.3 million tonnes, the year-earlier period, while palm oil imports stood at 1.3 million tonnes, down 16%.

As per USDA recent released report, U.S. oilseed production for 2019/20 is forecasted lower by 2.3 million tons at 107.9 million tons from last month with lower soybean, peanuts and cottonseed production partly offset by a higher canola and sunflower seed. U.S. Soybean production is forecast at 3.6 billion bushels, down 83 million, mainly on lower yields. U.S may get soybean yield at 46.9 bushels per acres in 2019/20 which is lower than the projection of September month however it is also lower from 47.2 bushels per acres as projected by Reuter analyst poll. Harvested area is reduced slightly to 75.6 million acres. Soybean supplies for 2019/20 are forecast at 4.5 billion bushels down 175 million on lower production and beginning stocks. With a small increase in soybean crush, ending stocks are projected at 460 million bushels, down 180 million.

As per USDA, the U.S. season-average soybean price for 2019/20 is forecast at \$9.00 per bushel, up 50 cents reflecting smaller supplies. The soybean meal price is forecast at \$325.00 per short ton, up \$20.00. The soybean oil price forecast is raised 0.5 cents to 30.0 cents per pound.

As per USDA forecast, soybean production of Brazil in 2019-20 is projected at 123 million tonnes higher against the previous year 117 million tonnes due to supportive weather condition. Exports of soybean in 2019-20 is expected to 76.50 million tonnes higher from 75.80 million tonnes in 2018-19.

As per the latest update from USDA, China soybean production is estimated at 17.1 MMT on higher-than-expected area. Most industry sources forecast the crop at 17 MMT or above. Encouraged by subsidies favoring soybean production, farmers have increased planted area; the subsidy has been particularly effective in Northeast provinces. Weather has been favorable as slightly higher yields are expected.

As per WASDE report, world oilseed production for 2019/20 is projected at 574.8 million tons, down 4.6 million tons from September on lower soybean, sunflower seed, rapeseed, and peanut production. Soybean production is projected at 339 million tons, down by 2.4 million tons to a 4-year low, mainly reflecting lower production for the United States. Global rapeseed production is forecast lower on reductions for Canada, Australia, the EU, and the United States. Canadian rapeseed production is reduced on lower yield prospects resulting from an unseasonably heavy snow and a season-ending freeze. Other production changes include lower sunflower seed production for Ukraine, lower cottonseed production for Pakistan and Brazil, and higher cottonseed production for India. With lower global oilseed supplies only partly offset by reduced crush, global oilseed stocks are projected at 109.8 million tons, down 4.6 million. Soybeans account for most of the change with lower stocks in the United States only partly offset by increases for Argentina and Brazil.

Soybean imports for 2019/20 (Oct. to Sep.) are forecast to be the lowest in five years; significant declines in swine inventories have lowered feed demand and domestic crush margins. Although FAS Beijing projects demand falling year-over-year, some Chinese sources believe imports will be higher in 2019/20. From October 2018 to July 2019, imports were down over fifteen percent from the previous year, and the quantity of U.S. soybeans was less than a quarter of the previous year level.

As per the sources, China's largest grain, oilseeds and food company, COFCO International plans to increase investment in Brazilian soybean production, which would buy 5% more soybeans each year from Brazil over the next five years and would finance the expansion of more than 60 million acres of soybean production in Brazil. COFCO last year exported from Brazil to China more than 13 million metric tons of grain and soybeans.

Soy meal

Soymeal prices declined on lackluster demand of south based traders during this week. However, Soymeal prices rose only in Indore market supported by higher soybean prices there. Prices may fall in upcoming days due to weak trend in soybean domestic markets.

As per NOPA recent data, NOPA members have crushed total 152.56 million bushels of Soybeans in September 2019 which is lower than 168.08 million bushels in August 2019. It is also lower from 160.77 million bushels in September 2018. Soybean oil stocks increased to 1.442 billion pounds at the end of September lower against 1.401 billion pounds at the end of August 2019 and 1.53 billion pounds at the end of September 2018. Soymeal exports has been reported up in September 2019 to 844,584 tons from 699,212 tons in August 2019 and 785,267 tons exported in August 2018.

During the week (Oct 4 -10, 2019) US sold Soymeal and cake at 152,900 MT for 2019/20 marketing year primarily for Mexico (54,500 MT), Colombia (27,400 MT, including decreases of 3,700 MT), Honduras (22,400 MT), Canada (19,400 MT), and Guatemala (16,000 MT, including 9,700 MT switched from El Salvador), were partially offset by reductions for unknown destinations (22,500 MT), El Salvador (15,300 MT), and Other Pacific Islands (1,000 MT). Exports of 301,900 MT were primarily to the Philippines (126,300 MT), Japan (28,800 MT), Canada (26,000 MT), Colombia (20,900 MT), and Honduras (20,300 MT).

As per recent SEA report, India shipped Oilmeals lower by 39% to 105,232 tons in September 2019 against 172,423 tons in September 2018. The overall export of oilmeals during April-Sep. 2019 is reported at 1251527 tons compared to 1499049 tons in April-Sep.2018 i.e. down by 17%. This is mainly due to higher price of domestic produce soybean meal. The export of castor seed meal has increased to 301,666(210,371) tons, mainly exported to South Korea.

During April-September 2019, Vietnam imported 170,705 tons of oilmeals (compared to 293,001 tons); consisting of 3070 tons of soybean meal, 107,183 tons of rapeseed meal and 59,933 tons of De-oiled Rice Bran Extraction. South Korea imported 505,290 tons of oilmeals (compared to 463,145 tons); consisting 23,288 tons of soybean meal, 237,930 tons of rapeseed meal and 244,072 tons of castor seed meal. Thailand imported 125,472 tons of oilmeals (compared to 187,159 tons) consisting 106,342 tons of rapeseed meal, 17,581 tons of Rice Bran Extractions and 1549 tons of soybean meal.

The export from Kandla is reported at 483770 tons lower (39%), followed by Mundra handled 385699 tons (31%), and Mumbai including JNPT handled 88895 tons (7%) and Kolkata handled 85313 tons (7%) and Others Ports handled 207850 tons (17%).

As per recent WASDE report, Soybean meal production of India is estimated remain lower at 7.76 million tons for 2019/20 compared to previous year record i.e. 7.85 million tons. It is higher from 6.16 million tons in 2017/18 season. India may export 1.90 million tons Soymeal in 2019/20 lower from 2.35 million tons as in previous year. Domestic consumption of the country may stand at 5.80 million tons higher from 5.48 million tons in 2018/19.

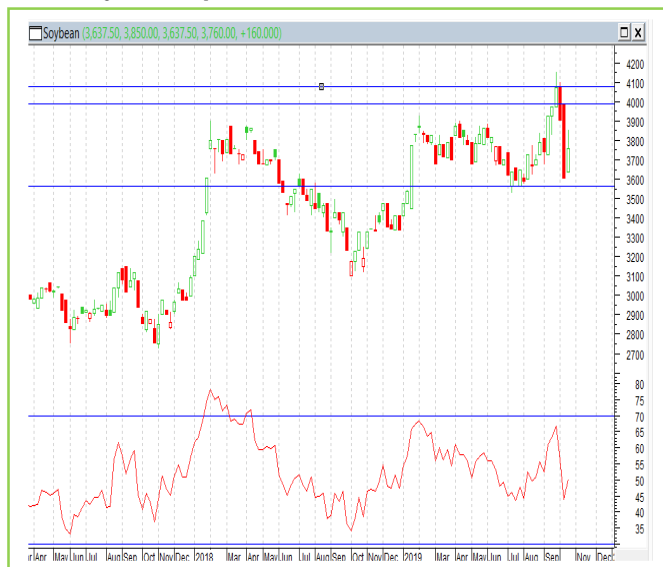
During Indian Soymeal premium quoted higher side by \$132 per ton over Argentinean meal with Indian meal bullishness producing the premium rather than Argentinean meal bearishness. Such premiums may limit bookings of Indian Soymeal for forward as well as spot market.

Technical Analysis:

NCDEX Soybean FUTURE



Soybean Spot, Indore



Note: Daily Chart

Support & Resistance NCDEX Soybean – Nov. Contract

S2	S1	PCP	R1	R2
3520	3580	3737	3850	3900

- Soybean Nov. contract depicts firm trend and likely to find support at 3600 and resistance at 3850.
- On the upside, 3850 shall act as immediate resistance followed by INR 3900.
- On the downside, INR 3600 shall act as immediate support followed by 3550.
- Trade Recommendation (NCDEX-Soybean) - **Sell**

Weekly trade call: **Sell** Above-3750 Target – T1-3650; T2- 3590, SL – 3790

Rapeseed - Mustard Seed

RM seed prices showed firm tone on good local crushers demand due to Festive season. At the end of week, mustard closed higher at 4315 per quintal as compared to 4275 per quintal in last week at the benchmark, Jaipur.

As on 16th Oct 2019, Nafed sold total of 7920 MT of R-19 Mustard seed holdings in Rajasthan, Madhya & Haryana markets. It disposed total 87419 MT of Mustard R-19 so far and holds remaining balance at 1001488.76 MT so far.

As per the Mustard Oil Producers Association of India data, India crushed 13% lower mustard seed to 500,000 tonnes in September 2019 compared to last month record on account of lack luster demand of mustard meal exporters and less arrivals in physical markets. While, it is unchanged from last year record during the same month. In September 2019, total supply of mustard seed was 150,000 tonnes in Rajasthan, 85,000 tonnes in Uttar Pradesh 85,000 and 45,000 tonnes in Madhya Pradesh. Total available stocks with processors, stockiest and state-run agencies stood at 1.6 million tons in September 2019. It pegged total mustard crop output at 8.1 million tonnes in 2018-19 season which is higher from 7.1 million tonnes in last season. The estimated figure is lower than the farm ministry fourth advance estimate i.e. 9.3 million tonnes.

Rapeseed meal exports grew this year due to improved demand from South Korea, Thailand, and Vietnam. Post expects that by September 2019, India will be able to sell a little less than 1 MMT. Currently, it is quoted at \$220/MT (July, FOB Indian port) and is very competitive compared to \$225/MT (July, FOB Hamburg) quoted by international suppliers.

As per Fourth advanced estimates of government, it estimates Mustard seed output at 9.39 lakh tonnes for 2018/19 higher by 9.09 lakh tonnes from 84.3 lakh tonnes in 2017/18. It estimates groundnut crop size at 66.95 lakh tonnes for 2018/19 against 92.53 lakh tonnes.

Agriwatch estimated rapeseed crop at 7.1 MMT in MY 2018-19. However, new rapeseed crop for 2019-20 is estimated at 7.9 MMT above last year due to higher rapeseed sown area and yields. This will lead to lower rapeseed prices in future thereby adversely affecting rapeseed oil prices. New rapeseed crop harvest has peaked. SEA projects Mustard seed crop size at 8.5 MT in 2018/19 which is very close to agriculture ministry estimates i.e. 8.32 MT. While, other sources like Central Organization for Oil Industry and Trade keeps its forecast at 8.7 MT for this season. According to NBHC (National Bulk Handling Corporation) Rabi crop recent report, crop size of Mustard seed is likely to go up by 0.30% than last estimate to 8.72 million metric tonne. The figure is also higher by 4.78% over last year record due to favorable weather condition resulting in higher yields in major producing states.

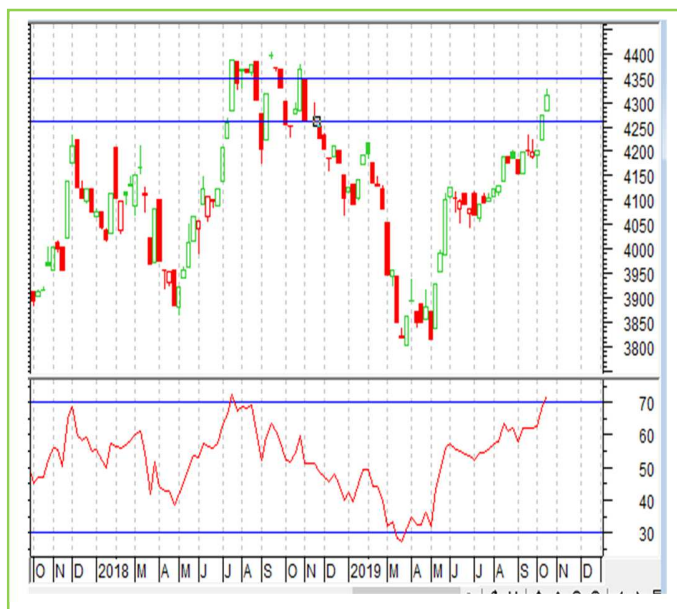
SEA projects Mustard seed crop size at 8.5 MT in 2018/19 which is very close to agriculture ministry estimates i.e. 8.32 MT. While, other sources like Central Organization for Oil Industry and Trade keep its forecast at 8.7 MT for this season. In the second advanced estimates, ministry expects higher Indian Rapeseed & Mustard crop (Rabi) at 83.97 lakh tonnes for 2018/19 season against 75.40 lakh tonnes in 2017/18. Normal rainfall at the maturity stage of crop improved yield of crop. The estimates are higher than 2016/17 crop size i.e. 79.17 lakh tonnes.

Technical Analysis:

RM Seed Futures Contract



RM Seed Spot, Jaipur



Support & Resistance NCDEX RM Seed – Nov. contract

S1	S2	PCP	R1	R2
3950	4050	4143	4250	4300

- Mustard Nov. contract depicts weakness and further can get support at INR 4050
- Prices have tested the lower level of 4121 in this week.
- Trade Recommendation (NCDEX Rapeseed-Mustard) - **Buy**

Weekly trade call: **Buy** below – 4120 Target – T1-4180 T2- 4230, SL –4100

Oilseed Prices at Key Spot Markets:

Commodity / Centre	Prices (Rs/Qtl)				Change
Soybean	18-Oct-19		11-Oct-19		
	Low	High	Low	High	
Indore –Plant	3700	3820	3550	3650	170
Indore–Mandi	3000	3700	3200	3500	200
Nagpur-Plant	3675	3775	3750	3800	-25
Nagpur – Mandi	3000	3600	2810	3560	40
Latur – Mandi	2950	3770	NA	NA	NA
Akola – Mandi	2900	3585	2850	3850	-265
Kota-Plant	3650	3700	3775	3825	-125
Kota – Mandi	3000	3600	3500	3550	50
Bundi-Plant	3650	3700	3650	3750	-50
Bundi-Mandi	3400	3500	3450	3550	-50
Baran-Plant	3700	3750	3775	3820	-70
Baran-Mandi	3500	3600	3600	3650	-50
Bhawani Mandi Jhalawar–Plant	3700	3750	3850	3950	-200
Jhalwar-Mandi	3600	3700	3750	3800	-100
Rapeseed/Mustard					
Jaipur-(Condition)	4310	4315	4270	4275	40
Alwar-(Condition)	4000	4100	4025	4050	50
Sri Ganganagar-(Non-Condition)	3900	4000	3850	3900	100
New Delhi–(Condition)	4100	4115	4065	4075	40
Kota-(Condition)	3800	3900	3850	3950	-50
Agra-(Condition)	4238	4286	4143	4238	48
Neewai-(Condition)	4000	4030	3915	3975	55
Hapur (UP)-(Condition)	3950	4000	3950	4000	Unch
Groundnut Seed					
Rajkot	800	1075	800	1050	25
Sunflower Seed					
Gulbarga	NA	NA	3300	3600	NA
Latur	NA	NA	NA	NA	NA
Sholapur	3900	3950	3850	3900	50
Soybean Prices are in INR/qtl. (1 bag=90 kg). Mandi prices – Loose, Mustard Seed Prices are in INR/qt (1 bag=85 kg) C – Condition (42%), *Groundnut seed in Rs/20 kg, Sunflower Seed in Rs/qtl.					

Oilseed Arrivals in Key Centers:

Commodity / Centre	Arrivals in Bags/Qtl		Change
Soybean	18-Oct-19	11-Oct-19	
Madhya Pradesh	250000	225000	25000
Maharashtra	175000	90000	85000
Rajasthan	60000	15000	45000
Bundi (Raj)	1000	62	938
Baran (Raj)	7000	1000	6000
Jhalawar (Raj)	2200	700	1500
Rapeseed/Mustard			
Rajasthan	55000	60000	-5000
Alwar	1500	2000	-500
Sri Ganganagar	400	600	-200
Kota	800	800	Unch
Groundnut Seed			
Rajkot (Gujarat)	NA	2160	NA
Sunflower Seed			
Sholapur (Maharashtra)	1500	2000	-500

Other Oilseed Prices at Mumbai (INR/100 Kg):

Oilseeds	18-Oct-19	11-Oct-19	Change
Groundnut Kernel	5200	5150	50
Gr. Bolds 60/70	8350	8750	-400
Gr. Javas 60/70	10200	10700	-500
Gr Javas 70/80	9800	10300	-500
Gr.Javas 80/90	9500	10000	-500
KardiSeed 2% Exp Qly	5200	5200	Unch
Sesame White 98/2/1 FM	10500	10500	Unch
Whitish 95/5/FFA/1FM	10300	10300	Unch
Brown 48/2 FFA/4 FM	9500	9500	Unch
Brown 48/3 FFA/4 FM	9300	9300	Unch
Brown 48/4 FM/* No FFA Guarantee	9000	9000	Unch
Sunflower Seed	3600	3600	Unch
Niger Seed (4% FM)	5500	5500	Unch

Annexure

India's Total Oilseeds Production Seen at 223.89 Lakh Tons in 1st Adv. Est. - GOI (Kharif)

The first Advance Estimates of production of major crops for 2019-20 have been released on 23rd Sep, 2019 by the Department of Agriculture, Cooperation and Farmers Welfare. The assessment of production of different crops is based on the feedback received from States and validated with information available from other sources. Few the major crops producing states have received good rainfall. As a result, the production of oilseeds kharif crops estimates for 2019-20 has witnessed higher than their normal production. Oilseeds production of India is placed higher by 11.11 lakh tonnes to 223.89 lakh tonnes against the production of 212.78 lakh tonnes in 4th advanced estimates for 2018-19. The estimated figure is also higher by 11.5 lakh tonnes than five years average oilseeds production.

The estimated production of major Oilseeds during 2019-20 is as under:

Oilseeds – 223.89 Lakh tonnes

- Soybean – 135.05 Lakh Tons
- Groundnut – 63.11 Lakh Tons
- Castorseed – 17.37 Lakh Tons
- Sesame/Sesamum/Gingelly/Til – 6.86 Lakh Tons
- Nigerseed – 0.83 Lakh Tons
- Sunflower – 0.67 Lakh tons

MSP for 2019/20 Kharif Oilseeds:

The Cabinet Committee on Economic Affairs, chaired by the Prime Minister Shri Narendra Modi, has given its approval for Minimum Support Prices (MSPs) for Kharif Crops of 2019-20 season, the MSPs of all the Kharif oilseeds are raised for this season. The MSP of Yellow Soybean is increased by Rs.311 from Rs.3399/qt in 2018-19 to Rs.3710/qt in 2019-20, Groundnut is increased by Rs.200 from Rs.4890/qt in 2018-19 to Rs.5090/qt in 2019-20, Sunflower is increased by Rs.262 from Rs.5388/qt in 2018-19 to Rs.5650/qt in 2019-20, Sesamum is increased by Rs.236/qt from Rs.6249/qt in 2018-19 to Rs.6485/qt in 2019-20, Niger seed is increased by Rs.63 from Rs.5877/qt in 2018-19 to Rs.5940/qt in 2019-20.

MSP for 2018/19 Rabi Oilseeds

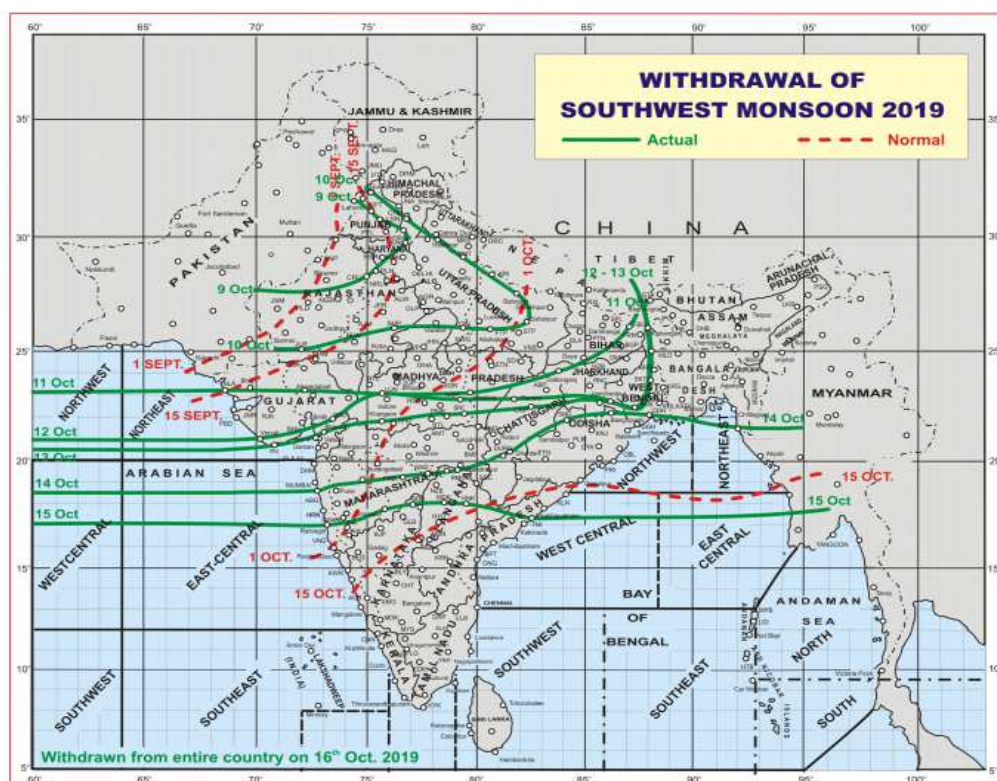
Centre has increased the MSP of Mustard/Rapeseed by INR 200 from last year and kept it at INR 4200 per quintal. Last year the MSP of Mustard/rapeseed was INR 400 per quintal including bonus of INR 100. Safflower MSP has been increased to INR 4945 from INR 4100 per quintal of last year. Last year MSP includes a bonus of INR 100 per quintal.

SOPA Soybean Production Estimates Kharif 2019-20 As On 10.10.2019

SOPA Soybean Estimates Kharif						
	2018-19			2019-20		
State	Area	Yield	Production	Area	Yield	Production
Gujarat	1.32	925	1.241	1.003	858	0.861
Maharashtra	36.39	944	34.34	37.363	971	36.295
Karnataka	3.19	911	2.90	3.302	816	2.694
Madhya Pradesh	54.1	1075	58.18	51.952	772	40.107
Chhattisgarh	1.281	865	1.108	0.742	726	0.539
Telangana	1.791	877	1.571	1.783	846	1.508
Rajasthan	9.212	971	8.945	9.627	681	6.56
Others	1.09	955	1.041	1.841	748	1.377
Total	108.4	940.4	109.3	107.6	802.3	89.9

Monsoon 2019-IMD Forecast:

Fairly widespread to widespread rainfall with isolated heavy falls and thunderstorm accompanied with lightning likely over entire south India except over South Interior Karnataka and Tamilnadu where isolated heavy to very heavy falls are likely during next 5 days. Fairly widespread to widespread rainfall with isolated heavy falls and thunderstorm accompanied with lightning likely over Madhya Maharashtra, Marathwada and Konkan & Goa during next 2-3 days.



Disclaimer

The information and opinions contained in the document have been compiled from sources believed to be reliable. The company does not warrant its accuracy, completeness and correctness. Use of data and information contained in this report is at your own risk. This document is not, and should not be construed as, an offer to sell or solicitation to buy any commodities. This document may not be reproduced, distributed or published, in whole or in part, by any recipient hereof for any purpose without prior permission from the Company. IASL and its affiliates and/or their officers, directors and employees may have positions in any commodities mentioned in this document (or in any related investment) and may from time to time add to or dispose of any such commodities (or investment). Please see the detailed disclaimer at <http://www.agriwatch.com/Disclaimer.asp>
© 2017 Indian Agribusiness Systems Pvt Ltd.