

Oilseeds Weekly Research Report

Contents

- ❖ Executive Summary
- ❖ Outlook – Cash Market
- ❖ AW Oilseeds Index
- ❖ International Highlights
- ❖ Planted Area
- ❖ Soybean – Domestic & International
- ❖ Soy meal
- ❖ Technical Analysis - Soybean
- ❖ Rapeseed - Mustard
- ❖ RM Seed Supply, Rajasthan
- ❖ Technical Analysis – RM Seed
- ❖ Annexure – Prices etc.

Executive Summary

The domestic soybean and soymeal skyrocketed mainly on firm global cues, strong soymeal export sale. The prices of oils and fats are unbelievably so high that the market participants are marking it to be unrealistic and they are in the view that unecessary speculation has jacked up the prices in recent weeks.

Indian Meteorological Department in its 1st long range forecast for 2021 Southwest monsoon season has predicted India's Southwest monsoon seasonal (June to September) rainfall over the country as a whole is most likely to be normal (96 to 104 % of Long Period Average (LPA)).

If realized the upcoming kharif oilseeds' production will be normal.

The soybean plant delivery price at Nagpur is quoted up by +15% at Rs. 7,740/qtl compared to Rs. 6,730/qtl last week.

Besides, the rapeseed-mustard and rapeseed oilcake extended the rally on good demad for the seed from oilseeds' and improved overseas rapeseed oilmeal demand. As expected the newly harvested rapeseed-mustard arrivals are gradually easing in the market.

However, the groundnut seed rebound, as expected, but it is still under the rabi supply pressure, with harvesting in full swing in South India. Persistent overseas demand in the groundnut seed and groundnut oil, mainly from China wil lend support to the market. The

The rapeseed-mustard prices improved by +11% while rapeseed oilcake increased by +14%, soybean surged by +15% and soymeal posted gains by +9% while groundnut seed posted gains by +2%, all compared to the previous week's level.

We feel the soy and rapeseed-mustard complex to remain bullish on strong overseas soymeal and rapeseed meal demand and overall strong international soy complex.

Bullish global soybean outlook will continue to support the soy prices at higher level in medium-term. Besides, groundnut prices will also feature range-bound movement with firm bias in coming days, on bullish outlook following good overseas demand for Indian seed.

Outlook – Cash Market

Outlook - Soybean (Spot, Nagpur): The soybean prices will feature range-bound movement with firm bias on strong soymeal export sales in recent months, and spillover support from the international soybean market. The prices (Nagpur, Plant basis) are expected to feature range bound movement in the price band of 8,200 – 8,600 level.

Outlook – Soy meal: Soymeal prices are likely to feature gains on strong soymeal export sales and strength in CBOT soy complex. The soymeal exports continued to be strong since the commencement of marketing season. Soy meal, Indore is expected to be in the range of 65,000 – 70,000/MT levels during the week.

Outlook - Rapeseed-Mustard (Spot, Jaipur basis): Rapeseed-mustard is expected to feature range-bound movement on firm-bias with good buying support from the millers. However, new crop arrival pressure on harvesting will limit the upside. The seed prices are likely to witness the price levels between 7,575 – 7,800/Qtl; levels during the week.

International Highlights

- ❖ CBOT July soybean futures closed 1 3/4 cents up at \$ 15.16. New crop November soybean futures closed 3 1/4 cents up at \$ 13.41 1/2, on Friday.
- ❖ According to the data released by NOPA, US crushed 178 million bushels of soybeans in March 21, second consecutive month of reduction also slightly less than expected. The soybean processing was down from 181.4 million bushels in March 2020 but up from 155.2 million bushels in March 2020.
- ❖ In the April'21 report, the USDA has kept US 2020/21 soybean estimates unchanged at 112.5 million tonnes compared to previous month. It has raised the Brazil's soybean production to 136 million tonnes from 134 million tonnes last month.
- ❖ Further, India's and Argentine production estimates is kept unchanged at 10.7 million tonnes and 47.5 million tonnes respectively, from previous month.
- ❖ The global 2020/21 soybean production estimate too increased to 363.18 million tonnes vs 361.82 million tonnes in the previous month report by USDA. World 2020/21 soybean production is estimated slightly down at 253.3 million tonnes vs 254.14 million tonnes in its previous estimate.
- ❖ In the prospective planting report, released on March 31, by the National Agricultural Statistics Service (NASS), Agricultural Statistics Board, (USDA), the soybean planted area for 2021 is estimated at 87.6 million acres, up 5 percent from last year (83.084 million acres). Compared with last year, planted acreage is up or unchanged in 23 of the 29 estimating States.
- ❖ CONAB has raised Brazil's 2020/21 soybean crop estimate to 135.54 million tonnes vs 135.131 million tonnes in March forecast and 124.845 million tonnes in 2019/20.
- ❖ Brazil's soybean exports is estimated to reach to 16.1 million tonnes in March vs 16.4 million tonnes forecast in previous week – ANEC
- ❖ Buenos Aires Grain Exchange has lowered the Argentine 2020/21 soybean crop harvest estimate to 44 million tonnes vs 46 million tonnes in its previous estimate.
- ❖ The Rosario exchange has slashed its Argentina's 2020/21 soy harvest forecast to 45 million tonnes from a previous 49 million tonnes, on high temperatures and scant rainfall during crop development phase.

Soybean

Soybean skyrocketed during the week on spillover support from the firm CBOT soy complex and strong soymeal export sales.

CBOT July soybean futures closed 1 3/4 cents up at \$ 15.16. New crop November soybean futures closed 3 1/4 cents up at \$ 13.41 1/2, on Friday.

Overall, CBOT soy complex is strong and the prices are near seven-year high despite record soybean production, persistent strong demand, mainly from China remained supportive for the international soy market.

Private exporters have reported export sales of 4.9 million bushels of soybeans for delivery to China during the 2021/2022 marketing year, last week.

Strong Chinese demand lower than expected US soybean planting intentions of 87.6 million acres, thought it is 5% higher compared to the previous year, and lower US soybean inventory number of 1.56 billion bushels in March 01 which 31% lower compared to same period last year kept the international soybean market strong.

In the April'21 report, the USDA has kept US 2020/21 soybean estimates unchanged at 112.5 million tonnes compared to previous month. It has raised the Brazil's soybean production to 136 million tonnes from 134 million tonnes last month.

Further, India's and Argentine production estimates is kept unchanged at 10.7 million tonnes and 47.5 million tonnes respectively, from previous month.

The global 2020/21 soybean production estimate too increased to 363.18 million tonnes vs 361.82 million tonnes in the previous month report by USDA. World 2020/21 soybean production is estimated slightly down at 253.3 million tonnes vs 254.14 million tonnes in its previous estimate.

U.S. ending stocks were 120 million bushels vs. the March estimate of 120 million bushels. The trade expected the USDA to print 119 million bushels today

For soybeans, the world ending stocks are estimated at 86.9 mmt. vs. the trade's expectation of 83.52 mmt. and the USDA's December estimate of 83.74 mmt.

In the prospective planting report by the National Agricultural Statistics Service (NASS), Agricultural Statistics Board, (USDA), the soybean planted area for 2021 is estimated at 87.6 million acres, up 5 percent from last year (83.084 million acres). Compared with last year, planted acreage is up or unchanged in 23 of the 29 estimating States.

CONAB has once again raised Brazil's 2020/21 soybean crop estimate to 135.54 million tonnes vs 135.131 million tonnes in March forecast and 124.845 million tonnes in 2019/20.

The soybean harvesting is underway in Brazil and it is in full-swing while the soybean crop is in the maturity stage in Argentina.

Buenos Aires Grain Exchange and Rosario exchange has slashed the Argentine 2020/21 soybean crop harvest estimate to 44 million tonnes vs 46 million tonnes and to 45 million tonnes from 49 million tonnes respectively, reduction citing persistent high temperatures and scant rainfall during the crop development phase.

Further, In the USDA's Foreign Agriculture Service post in Beijing China's soybean imports are forecast to reach a record 100 million tonnes in the marketing year 2021/22 and estimated 99 million tonnes in 2020/21 to meet the feed demand from the livestock and poultry sectors.

The USDA attache has projected country's MY 2021/22 soybean production forecast at 18.6 million tonnes down from 19.6 million tonnes projected in USDA's last WASDE report.

AgResource raised Brazil's 2020/21 soybean harvest to 129.98 million tonnes from 128 million tonnes previously projected.

Indian Meteorological Department in its 1st long range forecast for 2021 Southwest monsoon season has predicted India's Southwest monsoon seasonal (June to September) rainfall over the country as a whole is most likely to be normal (96 to 104 % of Long Period Average (LPA)).

Quantitatively, the monsoon seasonal (June to September) rainfall is likely to be 98% of the Long Period Average (LPA) with a model error of $\pm 5\%$. The LPA of the season rainfall over the country as a whole for the period 1961-2010 is 88 cm. If it realizes the kharif oilseeds' crop production, including soybean, will be within normal.

SEA has urged SEBI for the intervention on NCDEX soy futures on dramatic rise in the soybean prices in recent days.

India's soymeal shipments improved by +115% to 14,18,454 metric tonnes in aggregate, during the last ten months (Apr.-Feb.) of financial year 2020-21 compared to 66,0065 metric tonnes during the corresponding period last year.

Agriwatch has estimated its India's 2020/21 soybean output estimate to 10.7 million tonnes, up 22% from 8.74 million tonnes in 2019/20. USDA has pegged it at 11.2 million tonnes,

SOPA has pegged India's 2020/21 soybean estimate at 10.45 million tonnes against 9.31 million tonnes estimated for 2019. The yield is estimated at 883 kg/ha vs 865 kg/ha for the same period.

We expect India's soymeal exports to remain strong by 90-100% year-on-year for coming months, after fall in the soybean crushing in Argentina and Brazil as their stocks dried up.

India had imported 52,40,326 metric tonnes of edible oils in during Nov.'20 – Mar.'21 to meet the supply gap, down -3%, compared to 53,96,365 metric tonnes in during the same period last year.

Further, during March 2021, India's degummed soyoil imports fell by -3% to 2,84,200 metric tonnes compared to 2,92,996 metric tonnes same period last year. However, during Nov.'20 - Mar.'21 imports in the same is up by 2% at 1,23,2433 metric tonnes during the same period last year.

Decline in edible oil imports could lent the support of the edible oils at the higher levels in medium-term.

The domestic soybean crushing is heading at a steady pace on good overseas soymeal export demand. currently, the daily arrivals in Maharashtra is reported around 20,000 - 28,000 bags vs 20,000 - 70,000 bags last week, and in Rajasthan 15,000 - 18,000 vs 7,000 - 10,000 bags previous week.

The average weekly soybean plant delivery prices at Nagpur cash market improved by +15% to Rs. 7740 a quintal (Rs 7,500 – 8,300/Qtl) from Rs. 6,730 a quintal (6,550 – 7,300/Qtl) a week ago.

The arrivals of bean fell to 1,18,000 bags in the cash market yards of Maharashtra during the week against 2,50,000 bags a week ago.

The major buyers are as follows: Agrawal, Neemuch, Shanti Overseas, Living Food, Goyal Protein, Bansal-Bhopal, Vippy-Dewas, ABIS, Sneha, Ruchi Soya, Shalimar Katol, Vippy Dewas, Dhanuka Neemuch, Avi Agri Ujjain, M.S. Neemuch, RH Seoni, Prakash, Kriti Dewas, Mahakali, Prestige Dewas, Itarsi Oil, Sanwaria Itarsi, MS Solvex Neemuch, MS Soya Pachore, during the week.

The domestic soybean prices are likely to feature range-bound movement with firm bias on improved soymeal export sales from India and firm global cues.

International:

In the virtual Price Outlook Conference (POC) organized by Bursa Malaysia Thomas Mielke is in view that, after establishing new multi-year highs, the global edible oil prices are likely to be close to their peak, as the bullish fundamentals should be largely discounted.

He added that the prices are set to start weakening in the Apr/June quarter followed by further setback in July/Dec, attributed to increasing South East Asian palm oil and South American soybean production as well as prospective sharp increase in oilseeds plantings in the Northern Hemisphere.

Further, the world soybean supplies will increase in April thru December with South American crop harvest in full swing and US soybean supplies later. We may further see competition in soybean prices between South America and US.

According to China's custom data, China's total soybean imports in 2020 stood around 101-105 million tonnes, compared to last year's 88.6 million tonnes.

USDA attache has projected China's 2020/21 soybean imports at 95 million tonnes which is lower than 98.5 million tonnes imported in 2019/20 by the country. The reason cited is the higher beginning stocks in the new marketing season following a buying spree in 2019/20.

Revised March'21: Brazil's 2020/21 soybean output is forecast up by around 5-6% between 127.3 million tonnes to 133.5 million tonnes by various agribusiness consultancies like Agroconsult (132.4 Mn T), Rabobank (127.3 Mn T), Abiove (131.5 Mn T), Datagro (131.69 Mn T), Celeres (131.4 Mn T), AgRural (131.3 Mn T), and Conab (135.54 Mn T) and USDA has pegged it at 136 Mn T currently.

These agencies have pegged the Brazil's 2020/21 planted area to 37.9 - 38.2 million hectares which is up 1.3 – 2.5 million hectares estimated by these agencies for 2019/20.

China's domestic soybean production is seen at 19.6 million tonnes in 2020/21, up 8% from the previous year (18.1 million tonnes), according to forecasts of the USDA. The country's soybean crushing volumes were pegged at 98 million tonnes this year.

The strong Chinese demand will continue to lend support to the international soy prices during the season.

Tight global soybean supply scenario and strong Chinese soybean demand and lower than expected global soybean production and inventories to keep the soybean prices strong in the medium-term.

Soymeal

The domestic soymeal extended gains by +9% in sync with rally in the soybean. Strong international benchmark CBOT soy complex and good soymeal export sales continued to lend support to the soymeal prices.

However, the industry market participants are in view that there is an unnatural price run due to technical reasons and alleged price rigging by speculators leading to the disparity in crushing.

Solvent Extractors' Association of India has urged SEBI for the intervention on NCDEX soy futures to maintain orderly development in soybean contract. The association believes that the market is widely dominated by the speculators and it's heading upwards everyday.

In the letter to SEBI on Friday, Atul Chaturvedi, President of SEA of India, said both soy crushing and poultry industry is negatively hit in the process.

July soymeal futures settled \$ 0.50 up at \$ 425.8 per short ton but the prices are up from recent years on better demand, Friday.

Besides, prices of soymeal edged-up by 3% in the Dalian Commodity Exchange, towards the end of last week when compared with the prices early during the week. The meal prices were stronger than the soyoil in the exchange. The recent African Swine Flu outbreaks in China were more isolated than in 2018-19 following strict containment efforts by the local administration.

World 2020/21 soymeal production is estimated slightly down at 253.3 million tonnes vs 254.14 million tonnes in its previous estimate by USDA, in its April report.

Higher 2021/22 US soybean planting estimates in the prospective planting report on March 31 indicates higher availability of the bean and subsequently meal if the crop yield stands at normal.

Robust Chinese soy demand, lower than expected soybean production estimates in US and Argentina will remain bullish for soymeal for some more time.

The gains in local soymeal will be supported by the strong and continued overseas soymeal demand of Indian origin.

India's February 2021 soymeal exports improved by +404% to 24,7085 metric tonnes compared to 48,990 metric tonnes in the same period last year. Further, the soymeal shipments improved by +115% to 14,18,454 metric tonnes in aggregate, during the last ten months (Apr.-Feb.) of financial year 2020-21 compared to 66,0065 metric tonnes during the corresponding period last year.

India's export of oilmeals for the month of February 2021 is reported at 39,33,09 metric tonnes compared to 12,8761 metric tonnes in February 2020 i.e. up by +205%.

The overall export of oilmeals during April to February 2021 is also reported up by +49% at 33,58,649 metric tonnes compared to 22,56,641 metric tonnes during the same period last year.

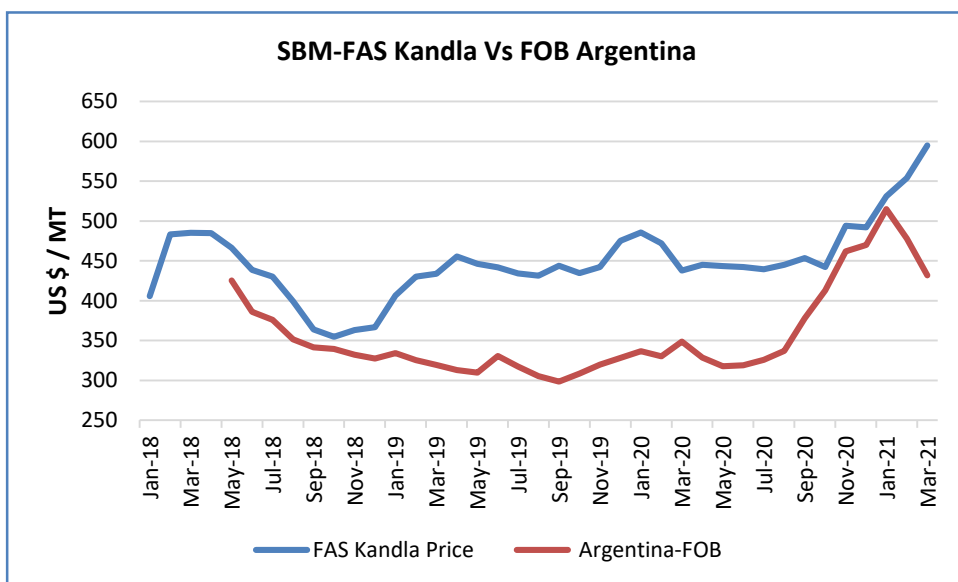
Of the total soymeal exports of 66,00,65 metric tonnes in February 2021, US, Germany and Indonesia remained to top buyers with imports figures touching 2,14,889 metric tonnes, 14,2098 metric tonnes and 12,22,24 tonnes respectively.

India's exports for rapeseed meal during April-February 2021 was up +18% at 10,28,745 metric tonnes compared to 87,2077 metric tonnes during the same period previous marketing season.

The export of rapeseed meal in February'21 is reported at 37,790 metric tonnes against last year 32,880 metric tonnes during the same period i.e. up by +15%, and ricebran extraction exports is reported at 8,55,23 metric tonnes against last year 25,836 metric tonnes i.e. +231% higher compared to the same period last year.

However, the domestic demand has considerably recovering but still below pre-COVID levels. Poultry industry contributes more than 60% of the total domestic soymeal demand.

The international soymeal prices are getting competitive after rains in South America, improving the soybean crop prospect. The soymeal export price spread of India vs Argentina (FAS Kandla and FOB Argentina) have once again widened to US \$ 163/MT in March'21 vs US \$ 76/MT in February'21, creating incompetitiveness for Indian soymeal..



The domestic weekly average soymeal prices at Indore improved to Rs 61,840/MT and was quoted between Rs 60,200 – 64,000/MT compared to the weekly average of Rs 56,833/MT and was traded between the price ranges of Rs 54,000 – 58,000/MT previous week.

At Latur the weekly average soymeal prices improved to Rs 67,800/MT compared to Rs. 60,833/MT a week ago and in Nanded too it was quoted higher at Rs. 66,500/MT compared to Rs. 59,950/MT a week ago. Besides, in Kota the meal improved to Rs. 63,580/MT compared to Rs. 58,483/MT previous week.

India's Y-o-Y soy meal prices, Indore, are currently higher. Soy meal Indore was quoted higher between Rs 60,200 – 64,400/MT during the week compared to Rs 32,000– 34,000/MT during the corresponding period last year.

The soy meal prices (Indore) are likely to feature range-bound movement between Rs. 66,000 – 70,000/MT on strong overseas soymeal demand.

Previous updates:

The international soy market is strong on bullish global supply scenario due forecast to lower than expected soybean production and likely fall in the US soy inventories in August 2021 followed by the Chinese buying spree.

SOPA has sought a stimulus package from the Centre to support the soybean industry, which has been hit by the lockdown and the collapse of poultry sector. It has asked the Center to increase the import duty in edible oils.

Besides, the SOPA members have addressed to Ministry of Agriculture and Farmers Welfare have demanded exemption of GST on soybean and soymeal, the same time.

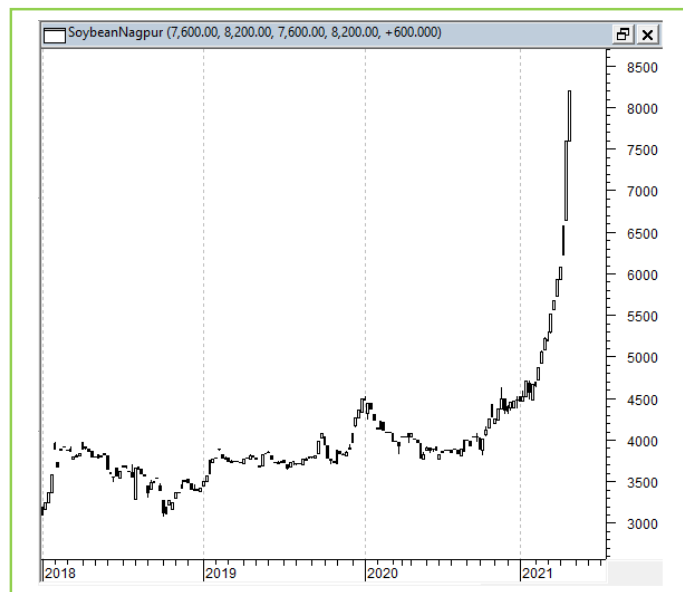
The poultry sector consumes 60% of the soymeal in India and there are no takers for it leading around half of the processing units being shut.

Technical Analysis:

NCDEX Soybean Futures



Soybean Spot, Nagpur



*Note: Daily Chart

Support & Resistance NCDEX Soybean – May contract

S1	S2	PCP	R1	R2
6800	6700	7271	7900	8000

- Soybean couldn't sustain at the higher levels, after the prices jumped to the overbought levels in previous weeks.
- Prices closed above 18-day EMA.
- RSI and stochastic are heading upwards in the neutral zone.
- MACD is rising in the positive territory.
- The prices are expected to feature gains the coming week.
- Trade Recommendation (NCDEX Soybean – May) Week: **SELL** Below 7275. Levels: T1 – 7175; T2- 7075, SL – 7335.

Rapeseed - Mustard Seed

Rapeseed-mustard extended the rally on continued crushers' demand following good mustard oil demand at retail.

In Jaipur, RM seed prices witnessed gains by +11% to the weekly average price of Rs 7,298 a quintal from Rs 6,585 a quintal previous month.

Like in case of soybean, the rapeseed-mustard prices too have rallied to the levels which market participants strongly feel are unrealistic and not commensurating demand and supply. The substantial rise in the seed prices is gradually leading the crush margin to deeper in negative zone. Hence, the prices of the seed is expected to ease in coming days.

The all India rapeseed-mustard arrivals are easing week-on-week and were reported at 18.50 lakh bags during the week compared to around 34.35 lakh bags, previous week.

The crushing of the seed is at a good pace on better mustard oil demand including demand for Public Distribution System in recent past.

NAFED has commenced procuring the rapeseed-mustard and has procured 0.03 MT of rapeseed-mustard valued Rs 0.014 Lakh from Madhya Pradesh at MSP (Rs 4650/qtl) under PSS. However, the procurement couldn't pick-up the pace due to COVID lockdown restrictions.

AW has revised India's 2021/22 rapeseed-mustard production up to 8.54 million tonnes from 8.0 million tonnes estimated in its previous forecast and it is up 18% from 7.21 million tonnes estimated last season.

Further, the rapeseed oilcake surged by +8% to the weekly average price of Rs. 2,708/qtl compared to the the weekly average price of Rs. 2,502/qtl previous week.

India has not imported any rape oil (canola) in March too as in last several months. India is unlikely to import the rape oil in coming months too. Lower imports in rape oil (canola) will lend support to the local rapeseed-mustard prices at the higher levels.

However, India's rapeseed meal exports in February'21 is reported at 37,790 metric tonnes against last year 32,880 metric tonnes during the same period i.e. up by +15%. We expect March export figures to be higher by +20%.

Besides, India's exports for rapeseed meal during April-February 2021 was up +18% at 10,28,745 metric tonnes compared to 87,2077 metric tonnes during the same period previous marketing season.

At NCDEX futures, the May contract of rapeseed-mustard ended substantially up at 7,110/Qtl compared to 6,987/Qtl previous month.

Previous Updates

The Solvent Extractors' Association (SEA) of India has urged the government to include rational provision in ASEAN agreement to restrict or regulate the imposition of export duty by the palm oil exporting countries. SEA feels that this will ensure a level-playing field for both the countries that export and import palm oil.

In a letter to its members, Atul Chaturvedi, President of SEA, said that there is always a bound rate for imposing highest export duty on palm oil and products imported by India under ASEAN agreement and Comprehensive Economic Cooperation Agreement with Malaysia.

He said the palm oil exporting countries seem to be free to impose export duty and levy as agreements overlook this issue. Indonesia has imposed US \$33 as export duty plus \$180 as a biodiesel levy making crude palm oil (CPO) expensive. Following this, India is compelled to pay high price for the same.

To support their local industry, that country has kept export duty and levy low on finished goods such as RBD palmolein.

Higher palm oil imports by India has always hit the domestic mustard oil demand and the rapeseed-mustard crush margins.

The Food Safety and Standards Authority of India (FSSAI) has withdrawn the order prohibiting blending of mustard oil.

The food regulator had until now allowed 20% blending in mustard oil under the standards for blended edible oil under FSS (Food Product Standards and Food Additives) Regulations. The decision to withdraw the September'20 order was taken after stakeholders made a representation to the authority.

Director, Indian Council of Agricultural Research – Directorate of Rapeseed Mustard Research, expects productivity of the rapeseed-mustard to improve in 2020-21 from last year's level of 1.42-1.48 tonnes per ha, on adequate soil moisture and better package of practices.

The MSP for rapeseed-mustard has been increased in line with the recommendations of Swaminathan Commission to Rs. 4,650 per quintal for marketing season 2021-22 from Rs. 4,425 per quintal in 2020-21 an increase of Rs. 225 a quintal.

The total procurement of rapeseed-mustard by Nafed under PSS in 2020/21 from major seed producing states (Uttar Pradesh, Rajasthan, Gujarat, Haryana and Madhya Pradesh) stands at 8,03,853.33 metric tonnes with a total value of Rs. 3,55,705.10 Lakh and the total number of farmers benefiting from the scheme so far stands at 3,18,540.

Total procurement of the seed by Hafed in 2020/21 stands at 5,30,000 metric tonnes.

Agriwatch has projected India's MY 2021/22 rapeseed production at 8.54 million tonnes vs 7.2 million tonnes last season while COOIT has estimated the seed production at 8.95 million tonnes vs 7.5 million tonnes last season.

Favorable weather have raised 2020/21 Australia rapeseed outturn by above 2% to 3.4 from 3.0 million tons earlier.

Strategie Grains expects the planted area for the 2021 rapeseed crop in the European and Britain down compared with the current year harvest.

The farmers in Europe once again faced dry planting conditions during the late-summer sowing window for rapeseed, mainly in France.

Strategie Grains has kept weather-hit rapeseed outturn for EU plus Britain unchanged at 17.1 million tonnes for 2020-21, slightly below 17.3 million tonnes estimated for 2019-20.

The consultancy has estimated EU and Britain rapeseed 2020-21 import to record 6.3 million tonnes, after estimating 6.2 million tonnes a month ago. EU had imported 6.0 million tonnes of rapeseed in 2019-20 season.

Outlook: *The rapeseed-mustard harvesting is underway and the supply pressure will limit the gains to some extent. The rapeseed-mustard prices will feature range-bound movement with firm-bias in near-to-medium-term.*

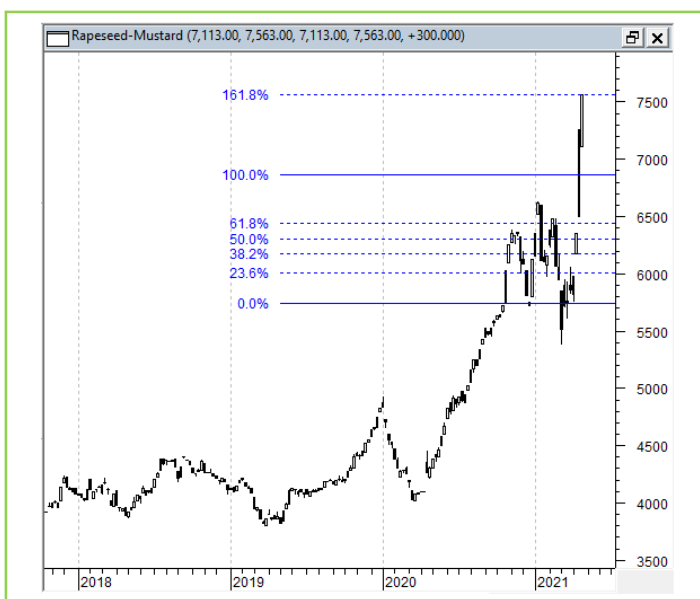
Technical Analysis:

NCDEX RM Seed Futures



*Note: Daily Chart

RM Seed Spot, Jaipur



Support & Resistance NCDEX RM Seed – May contract

S1	S2	PCP	R1	R2
6800	6700	7110	7500	7600

- RM seed witnessed weekly gains in the market.
- Prices closed above 18-day EMA.
- RSI and stochastic are flatter in the neutral zone.
- MACD is heading upwards in the positive territory.
- The prices are expected to feature gains during the week.
- Trade Recommendation (NCDEX Rapeseed-Mustard – May) Week: **BUY** Above 7105. Levels: T1 –7205; T2- 7305, SL – 7045.

Annexure

Oilseed Prices at Key Spot Markets:

Commodity / Centre	Prices (Rs/Qtl)				Change
Soybean	22-Apr-21		16-Apr-21		
	Low	High	Low	High	
Indore –Plant	Closed	Closed	Closed	Closed	-
Indore–Mandi	Closed	Closed	Closed	Closed	-
Nagpur-Plant	7900	8300	7500	7700	600
Nagpur – Mandi	7500	8000	6900	7400	600
Latur – Mandi	7450	7655	7275	7330	325
Akola – Mandi	6200	7450	6200	7250	200
Kota-Plant	7400	7600	7100	7300	300
Kota – Mandi	7300	7500	7000	7200	300
Bundi-Plant	7250	7350	7100	7200	150
Bundi-Mandi	7050	7250	6900	7000	250
Baran-Plant	7550	7600	7200	7250	350
Baran-Mandi	7300	7500	6950	7150	350
Bhawani Mandi Jhalawar–Plant	7500	7600	7325	7425	175
Jhalwar-Mandi	7000	7400	6825	7225	175
Rapeseed/Mustard					
Jaipur-(Condition)	7525	7550	7250	7275	275
Alwar-(Condition)	7100	7200	6900	7000	200
Sri Ganganagar-(Non-Condition)	6800	7000	6400	6600	400
New Delhi–(Condition)	Closed	Closed	7000	7100	-
Kota-(Condition)	7200	7400	7000	7200	200
Agra-(Condition)	7619	7810	7143	7429	381
Neewai-(Condition)	7100	7300	6800	7000	300
Hapur (UP)-(Condition)	7200	7300	7000	7100	200
Groundnut Seed					
Rajkot	Closed	Closed	Closed	Closed	-
Sunflower Seed					
Gulbarga	NA	NA	0	0	-

Latur	7800	8200	7000	7400	800
Sholapur	7900	8300	7000	7400	900
Soybean Prices are in INR/ctl. (1 bag=90 kg). Mandi prices – Loose, Mustard Seed Prices are in INR/qt (1 bag=85 kg) C – Condition (42%), *Groundnut seed in Rs/20 kg, Sunflower Seed in Rs/ctl.					

Oilseed Arrivals in Key Centers:

Commodity / Centre	Arrivals in Bags/QtI		Change
Soybean	22-Apr-21	16-Apr-21	
Madhya Pradesh	NA	NA	-
Maharashtra	28000	20000	8000
Rajasthan	18000	10000	8000
Bundi (Raj)	500	300	200
Baran (Raj)	700	400	300
Jhalawar (Raj)	700	800	-100
Rapeseed/Mustard			
Rajasthan	240000	280000	-40000
Alwar	5000	12500	-7500
Sri Ganganagar	2500	2500	Unch
Kota	5000	5000	Unch
Groundnut Seed			
Rajkot (Gujarat)	Closed	Closed	-
Sunflower Seed			
Sholapur (Maharashtra)	300	400	-100

Other Oilseed Prices at Mumbai (INR/100 Kg):

Oilseeds	22-Apr-21	16-Apr-21	Change
Groundnut Kernel	8225	8200	25
Gr. Bolds 60/70	8700	8700	Unch
Gr. Javas 60/70	9550	9550	Unch
Gr Javas 70/80	9250	9250	Unch
Gr.Javas 80/90	8950	8950	Unch
KardiSeed 2% Exp Qly	4900	4900	Unch
Sesame White 98/2/1 FM	8700	8700	Unch
Whitish 95/5/FFA/1FM	8500	8500	Unch

Brown 48/2 FFA/4 FM	7500	7500	Unch
Brown 48/3 FFA/4 FM	7300	7300	Unch
Brown 48/4 FM/* No FFA Guarantee	6900	6900	Unch
Sunflower Seed	7100	7100	Unch
Niger Seed (4% FM)	7500	7500	Unch

MSP of Rabi Oilseeds for Marketing Season 2021-22- GOI

Sl. No	Crops	MSP for Rabi 2021-22	MSP for Rabi 2020-21	Increase in MSP (Absolute)
1	Rapeseed-mustard	4,650	4,425	225
2	Safflower	5,327	5,215	112

The Cabinet Committee on Economic Affairs (CCEA) chaired by the Hon'ble Prime Minister Shri Narendra Modi has approved the increase in the Minimum Support Prices (MSPs) for all mandated Rabi crops for marketing season 2021-22.

Government has increased the MSP of Rabi crops for marketing season 2021-22, to ensure remunerative prices to the growers for their produce. This increase in MSP is in line with the recommendations of Swaminathan Commission.

Among the Rabi oilseeds the MSP for rapeseed-mustard has been increased to Rs. 4,650 per quintal for marketing season 2021-22 from Rs. 4,425 per quintal in 2020-21 an increase of Rs. 225 a quintal.

The MSP of safflower to Rs. 5,327 a quintal from earlier Rs. 5,215 per quintal an increase of Rs 112 per quintal.

MSP of Kharif Oilseeds for Marketing Season 2020-21 - GOI

Sl. No	Crops	MSP for Kharif 2020-21	MSP for Kharif 2019-20	Increase in MSP (Absolute)
1	Groundnut	5275	5090	185
2	Sunflower seed	5885	5650	235
3	Soybean (yellow)	3880	3710	170
4	Sesamum	6855	6485	370
5	Nigerseed	6695	5940	755

The Cabinet Committee on Economic Affairs (CCEA) chaired by the Hon'ble Prime Minister Shri Narendra Modi has approved the increase in the Minimum Support Prices (MSPs) for all mandated Kharif crops for marketing season 2020-21.

Government has increased the MSP of Kharif crops for marketing season 2020-21, to ensure remunerative prices to the growers for their produce.

Among the Kharif oilseeds the MSP for groundnut has been increased to Rs. 5275 per quintal for marketing season 2020-21 from Rs.5090 per quintal in 2019-20 an increase of Rs.185 a quintal.

The MSP of sunflower to Rs. 5885 a quintal from earlier Rs. 5650 per quintal an increase of Rs 235 per quintal, Soybean-yellow to Rs. 3880 a quintal to Rs. 3710 per quintal last season, an increase of Rs. 170 a quintal, Sesamum to Rs. 6855 a quintal from 6485 earlier, an increase of Rs. 370 a quintal and the MSP of Nigerseed have been increased to Rs. 6695 a quintal from Rs. 5940 a quintal earlier, increase of Rs 755 per quintal.

Among all the Kharif crops, the highest increase in MSP is proposed for Nigerseed (Rs 755 per quintal) followed by Sesamum (Rs 370 per quintal), Urad (Rs 300 per quintal) and Cotton (long staple) (Rs 275 per quintal). The differential remuneration is aimed at encouraging crop diversification.

India's Oilseeds Production Seen at 373.11 Lakh Tonnes vs 332.19 Lakh Tonnes in 2nd Adv Est. for 2020-21- GOI

The 2nd Advance Estimates of production of oilseeds for 2020-21 have been released by the Department of Agriculture, Cooperation and Farmers Welfare on 24th February, 2021. The assessment of production of different crops is based on the feedback received from States and validated with information available from other sources.

The revised estimated production of major Oilseeds during 2020-21 is as under:

Oilseeds – 373.11 lakh tonnes in 2020-21 vs 332.19 lakh tonnes in 2019-20

- Groundnut – 101.46 lakh tonnes vs 99.52 lakh tonnes in 2019-20.
- Castorseed – 17.76 lakh tonnes vs 18.42 lakh tonnes
- Sesamum – 8.12 lakh tonnes vs 6.58 lakh tonnes
- Nigerseed – 0.41 lakh tonnes vs 0.41 lakh tonnes (No difference)
- Soybean – 137.11 lakh tonnes vs 112.26 lakh tonnes
- Sunflower – 2.24 lakh tonnes vs 2.13 lakh tonnes
- Rapeseed-mustard – 104.7 lakh tonnes vs 91.24 lakh tonnes
- Linseed – 1.40 lakh tonnes vs 1.21 lakh tonnes
- Safflower – 0.34 lakh tonnes vs 0.44 lakh tonnes.

Sown Area – *Kharif* Oilseeds, India

In the last official Kharif oilseeds planting report by the Ministry of Agriculture, the total coverage area under Kharif oilseeds is reported at 197.18 lakh hectares, an increase by 9.8% from 179.63 lakh ha in the corresponding period of last year. Of the major oilseeds, soybean sowing is reported up by 6.4% at 121.24 lha compared to 113.95 lha during the corresponding period of last year, groundnut at 50.98 lha vs 39.48 lha, sesamum 14.14 lha vs 13.73 lha, castor seed at 7.92 lha vs 9.44 lha and niger at 1.67 lha vs 2.04 lha, during the same period last year. We feel country's final area under oilseeds to be above normal by 8-9% this season.

Area in Lakh Hectares

Crop	Normal Area (5 Year Avg.)	2020-21	2019-20	% Change
Groundnut	42.43	50.98	39.48	29.1
Soybean	111.49	121.24	113.95	6.4
Sunflower	1.84	1.23	0.99	24.2
Sesamum	14.13	14.14	13.73	3.0
Niger	2.41	1.67	2.04	-18.1
Castor	9.65	7.92	9.44	-16.1
Total Oilseeds	181.95	197.18	179.63	9.8

Source: MoA, GOI

Sown Area – *Rabi* Oilseeds, India 2020-21

In the latest official rabi oilseeds planting report, by the Ministry of Agriculture, the total coverage area under rabi oilseeds is reported at 83.60 lakh hectares, up 5% from 79.37 lakh ha in the corresponding period of last year. Of the major oilseeds, rapeseed-mustard sowing is reported up by 7% at 73.89 lha compared to 68.84 lha during the corresponding period of last year. Groundnut at 4.57 lha vs 4.65 lha, safflower at 0.58 lha vs 0.63 lha, sunflower at 1.01 lha vs 1.02 lha, sesamum 0.44 lha vs 0.56 lha, linseed at 2.90 lha vs 3.34 lha and other 0.21 lha vs 0.33 lha during the same period last year.

Area in Lakh Hectares

Crop	Normal Area (5 Year Avg.)	As on 22 Jan. 2021	As on 22 Jan. 2020	% Change
Rapeseed/Mustard	59.44	73.89	68.84	7.3
Groundnut	7.28	4.57	4.65	-1.7
Safflower	1.18	0.58	0.63	-7.9
Sunflower	2.41	1.01	1.02	-1.0
Sesamum	0.00*	0.44	0.56	-21.4
Linseed	2.75	2.90	3.34	-13.2
Others	0.13	0.21	0.33	-36.4
Total Oilseeds	73.19	83.60	79.37	5.3

Source: MoA, GOI

Disclaimer

The information and opinions contained in the document have been compiled from sources believed to be reliable. The company does not warrant its accuracy, completeness and correctness. Use of data and information contained in this report is at your own risk. This document is not, and should not be construed as, an offer to sell or solicitation to buy any commodities. This document may not be reproduced, distributed or published, in whole or in part, by any recipient hereof for any purpose without prior permission from the Company. IASL and its affiliates and/or their officers, directors and employees may have positions in any commodities mentioned in this document (or in any related investment) and may from time to time add to or dispose of any such commodities (or investment). Please see the detailed disclaimer at <http://www.agriwatch.com/Disclaimer.asp>

© 2021 Indian Agribusiness Systems Pvt Ltd.