

Oilseeds Weekly Research Report

Contents

- ❖ Executive Summary
- ❖ Outlook – Cash Market
- ❖ AW Oilseeds Index
- ❖ International Highlights
- ❖ Planted Area
- ❖ Soybean – Domestic & International
- ❖ Soy meal
- ❖ Technical Analysis - Soybean
- ❖ Rapeseed - Mustard
- ❖ RM Seed Supply, Rajasthan
- ❖ Technical Analysis – RM Seed
- ❖ Annexure – Prices etc.

Executive Summary

Despite hike in oilseeds prices, oilmeals fell, as expected, mainly on slack on buying at the exceptionally higher level in recent weeks. Soybean prices may fall amid lower demand of crushers at higher level. Expected weak soy oil prices may put pressure on soybean prices in coming week.

The market was waiting for the fall as the prices were unnecessarily at the very higher levels for consumers and the processing was getting unviable day by day.

The soybean plant average delivery price at Nagpur is quoted higher at Rs. 7,783/qtl. While soymeal traded lower on weak demand in this week.

The rapeseed-mustard and rapeseed oilcake fell amid weak demand at higher level also weak price trend at global markets during the past week.

However, groundnut's market moved up after less supplies amid less availability of new harvested rabi crop in the markets. Persistent overseas demand in the groundnut seed and groundnut oil, mainly from China may support prices to rise.

The rapeseed-mustard average prices declined by 2.79% and rapeseed oilcake pulled down by 0.78%, and soymeal declined by 2.75%.

We feel the soy and rapeseed-mustard complex to remain under pressure on weak demand at the higher prices. Also, soymeal and rapeseed meal demand is lower in global markets as prices are very high. However, China may again come forward to buy a bulk order and can get support from domestic soymeal prices.

India's export of oilmeals for the month of April 2021 is reported at 303,458 metric tonnes compared to 102,150 metric tonnes in April 2020 i.e. up by +197%.

Bullish global soybean outlook will curb any major fall in the soy markets in medium-term. Besides, groundnut prices will feature range-bound movement with firm bias in coming days. Currently, weak demand at higher price level in local markets will not lead support to rise prices in short-term. We can see profit booking phase of the markets during coming weeks.

Outlook – Cash Market

Outlook - Soybean (Spot, Nagpur): The soybean prices will feature range-bound movement with weak bias on decline in crushing demand for seed at the higher prices. However, bullish sentiments in international soybean markets will also lend a support. The prices (Nagpur, Plant basis) are expected to feature range bound movement in the price band of 7,400 – 7,600 level.

Outlook – Soy meal: Soymeal prices are expected to fall on lower offtake from the poultry and feed manufacturers, but strong soymeal export sales and bullish sentiments in overseas markets will limit the losses. The soymeal exports continued to be strong since the commencement of marketing season. Soy meal, Indore is expected to be in the range of 58,500 – 60,500 MT levels during the week.

Outlook - Rapeseed-Mustard (Spot, Jaipur basis): Rapeseed-mustard is expected to feature range-bound movement on weak-bias on slack in demand at the higher prices. The seed prices are likely to witness the price levels between 7,000 –7,150/Qtl; levels during the week.

International Highlights

- ❖ CBOT July soybean futures closed 6.50 cents down at \$ 15.30 1/4. New crop November soybean futures closed 5.50 cents down at \$ 13.72 3/4, on Monday.
 - ❖ US soybean planting, as on May 23, 2021, stood at 87% down from 90% same period last year however up from 5-year average of 80%. Further, the US soybean emerged by 63% lower from 75% same period last season however up from 5-year average of 54%.
 - ❖ As per recent USDA May'21 report, Soybean production in the world is likely to increase by 6% to 386 million tonnes in next season (September- 2021- August 2020) in expectation of higher crop size in US and India. Total crop size in India may stand higher by 750,000 tonnes to 11.2 Million tonnes against 10.45 Million tonnes in this season. Higher soybean prices in this season will encourage farmers in India to cover higher soybean area.
 - ❖ 2020-21 Argentina's 33 percent soy crop has been harvested compared to 68 percent last year and 56 percent on average. According to the Buenos Aires Grain Exchange, the nationwide average soybean yield is 3,030 kg/ha (45.1 bushel/acre), which is unchanged from last week. The yields are ranging from 1,670 kg/ha to 3,250 kg/ha (24.8 bushel/acre to 48.4 bushel/acre). The Buenos Aires Grain Exchange left their soybean estimate unchanged at 43.0 million tons. Soybeans were rated 30% poor/very poor, 61% fair, and 9% good/excellent as of late last week. The good/excellent percentage was unchanged compared to the prior week.
 - ❖ As per custom data, China has imported higher soybean in April 2021 as compared to last year as delayed cargoes have arrived now. The country has imported 11% higher oilseeds at 7.45 million tonnes in April 2021 against 6.71 million tonnes in previous year.
 - ❖ According to the data released by NOPA, US crushed 168.74 million bushels of soybeans in April 21. The soybean processing was down from 171.75 million bushels in April 2020 and also lower by 1.8% from 177.98 million bushels in March 2021.
-

Soybean

Soybean increased on good demand of local buyers however the prices can't sustain at higher level in coming days in expectation of poor demand of exporters and stockiest. The soybean crush margin continued to fall deeper in the negative territory making crushing unviable day by day, fall in the prices will improve the crush margin to some extent.

Import duty on edible oils may reduce which may put pressures on edible prices and also affect soy prices. However, low soy stock in US and lock down condition in Argentina will support prices at some extent.

CBOT July soybean futures closed 6.50 cents down at \$ 15.30 1/4. New crop November soybean futures also closed 5.50 cents down at \$ 13.72 3/4, on Monday.

In May'21 released data, the global 2021/22 soybean production estimate kept higher at 386 million tonnes vs 363.18 million tonnes in the previous year. Total crop size in India may stand higher by 750,000 tonnes to 11.2 Million tonnes against 10.45 Million tonnes in this season. Higher soybean prices in this season will encourage farmers in India to cover higher soybean area.

As per USDA, India soybean crush is kept higher by 300,000 tons to 9.7 million on account of higher crop prospects. Continued growth in domestic soybean meal consumption will pressure soybean meal exports to 1.7 million tons, lower than the previous year but near the 5-year average. Soybean oil imports are unchanged at 3.7 million tons as rising domestic supplies and high prices slow import demand.

Strong Chinese demand lower than expected US soybean planting intentions of 87.6 million acres, though it is 5% higher compared to the previous year, and lower US soybean inventory number of 1.56 billion bushels in March 01 which 31% lower compared to same period last year kept the international soybean market strong.

For soybeans, the world ending stocks are estimated at 91.09 mmt. for 2021/22 vs. 86.54 mmt. in 2020/21.

In the prospective planting report by the National Agricultural Statistics Service (NASS), Agricultural Statistics Board, (USDA), the soybean planted area for 2021 is estimated at 87.6 million acres, up 5 percent from last year (83.084 million acres).

CONAB has once again raised Brazil's 2020/21 soybean crop estimate to 135.54 million tonnes vs 135.131 million tonnes in March forecast and 124.845 million tonnes in 2019/20.

The soybean harvesting is underway in Brazil and it is in full-swing while the soybean crop is in the maturity stage in Argentina.

Further, In the USDA's Foreign Agriculture Service post in Beijing China's soybean imports are forecast to reach a record 103 million tonnes in the marketing year 2021/22 and estimated 100 million tonnes in 2020/21 to meet the feed demand from the livestock and poultry sectors.

The USDA attache has projected US MY 2021/22 soybean production forecast at 119.88 million tonnes higher from 112.54 million tonnes in 2020/21.

AgResource raised Brazil's 2020/21 soybean harvest to 129.98 million tonnes from 128 million tonnes previously projected.

Indian Meteorological Department in its 1st long range forecast for 2021 Southwest monsoon season has predicted India's Southwest monsoon seasonal (June to September) rainfall over the country as a whole is most likely to be normal (96 to 104 % of Long Period Average (LPA)).

Quantitatively, the monsoon seasonal (June to September) rainfall is likely to be 98% of the Long Period Average (LPA) with a model error of $\pm 5\%$. The LPA of the season rainfall over the country as a whole for the period 1961-2010 is 88 cm. If it realizes the kharif oilseeds' crop production, including soybean, will be within normal.

India's Apr 2021 soymeal exports increased by 53% to 39,705 metric tonnes compared to 25,940 metric tonnes in the same period last year.

Agriwatch has estimated its India's 2020/21 soybean output estimate to 10.7 million tonnes, up 22% from 8.74 million tonnes in 2019/20. USDA has pegged it at 11.2 million tonnes,

SOPA has pegged India's 2020/21 soybean estimate at 10.45 million tonnes against 9.31 million tonnes estimated for 2019. The yield is estimated at 883 kg/ha vs 865 kg/ha for the same period.

We expect India's soymeal exports to remain strong by 90-100% year-on-year for coming months, after fall in the soybean crushing in Argentina and Brazil as their stocks dried up.

India had imported 52,40,326 metric tonnes of edible oils in during Nov.'20 – Mar.'21 to meet the supply gap, down -3%, compared to 53,96,365 metric tonnes in during the same period last year.

Further, during March 2021, India's degummed soyoil imports fell by -3% to 2,84,200 metric tonnes compared to 2,92,996 metric tonnes same period last year. However, during Nov.'20 - Mar.'21 imports in the same is up by 2% at 1,23,2433 metric tonnes during the same period last year.

The average weekly soybean plant delivery prices at Nagpur cash market quoted at Rs.7,783 a quintal (Rs 7,300 – 7,700/Qtl).

The arrivals of bean declined 73,000 bags in the cash market yards of Maharashtra during the week against 82,000 bags in previous week.

The major buyers are as follows: Agrawal, Neemuch, Shanti Overseas, Living Food, Goyal Protein, Bansal-Bhopal, Vippy-Dewas, ABIS, Sneha, Ruchi Soya, Shalimar Katol, Vippy Dewas, Dhanuka Neemuch, Avi Agri Ujjain, M.S. Neemuch, RH Seoni, Prakash, Kriti Dewas, Mahakali, Prestige Dewas, Itarsi Oil, Sanwaria Itarsi, MS Solvex Neemuch, MS Soya Pachore, during the week.

The domestic soybean prices are likely to feature range-bound movement with weak bias on less demand at higher level.

International:

US soybean planting, as on May 23, 2021, stood at 87% down from 90% same period last year however up from 5-year average of 80%. Further, the US soybean emerged by 63% lower from 75% same period last season however up from 5-year average of 54%.

2020-21 Argentina's 33 percent soy crop has been harvested compared to 68 percent last year and 56 percent on average. According to the Buenos Aires Grain Exchange, the nationwide average soybean yield is 3,030 kg/ha (45.1 bushel/acre), which is unchanged from last week. The yields are ranging from 1,670 kg/ha to 3,250 kg/ha (24.8 bushel/acre to 48.4 bushel/acre). The Buenos Aires Grain Exchange left their soybean estimate unchanged at 43.0 million tons. Soybeans were rated 30% poor/very poor, 61% fair, and 9% good/excellent as of late last week. The good/excellent percentage was unchanged compared to the prior week.

CONAB has raised Brazil's 2020/21 soybean crop estimate to 135.54 million tonnes vs 135.131 million tonnes in March forecast and 124.845 million tonnes in 2019/20.

Brazil's soybean exports is estimated to reach to 16.1 million tonnes in March vs 16.4 million tonnes forecast in previous week – ANEC.

In the virtual Price Outlook Conference (POC) organized by Bursa Malaysia Thomas Mielke is in view that, after establishing new multi-year highs, the global edible oil prices are likely to be close to their peak, as the bullish fundamentals should be largely discounted. He added that the prices are set to start weakening in the Apr/June quarter followed by further setback in July/Dec, attributed to increasing South East Asian palm oil and South American soyoil production as well as prospective sharp increase in oilseeds plantings in the Northern Hemisphere.

Further, the world soybean supplies will increase in June through December with South American crop harvest in full swing and US soybean supplies later. We may further see competition in soybean prices between South America and US.

USDA attache has projected China's 2021/22 soybean imports at 103 million tonnes which is higher than million tonnes imported in 2019/20 by the country. The reason cited is the higher beginning stocks in the new marketing season following a buying spree in 2019/20. This is below the average growth observed prior to the arrival of African swine fever (ASF) in 2018 as domestic soybean production remains 35 percent above pre-ASF levels at 19.0 million tons. Crush growth continues at historic levels while stocks are projected to reach a record of 34.0 million tons. Soybean meal and oil trade are forecast nearly unchanged

Tight global soybean supply scenario and strong Chinese soybean demand and lower than expected global soybean production and inventories to keep the soybean prices strong in the medium-term.

Soymeal

The domestic soymeal fell in tandem with the soybean as the meal buyers refrained to offtake at the price which were too high after they jumped in recent weeks. The domestic soymeal declined by -2.75% compared to the previous week.

The soymeal along with other oilmeal exports continued remain strong in June 2021, as in the recent months.

In this regard, the solvent Extractors' Association of India has already urged SEBI for the intervention on NCDEX soy futures to maintain orderly development in soybean contract. The association believes that the market is widely dominated by the speculators and it's heading upwards everyday.

In the letter to SEBI on Friday, Atul Chaturvedi, President of SEA of India, said both soy crushing and poultry industry is negatively hit in the process.

July soymeal futures settled \$ 5.20 higher at \$ 3.95 per short ton, on Monday. The prices are up amid china's good demand.

World 2021/22 soymeal production is estimated higher at 260.31 million tonnes vs 253.12 million tonnes against last year record, in its May report.

Higher 2021/22 US soybean planting estimates in the prospective planting report on May 17 indicates higher availability of the bean and subsequently meal if the crop yield stands at normal.

Robust Chinese soy demand, lower than expected soybean production estimates in US and Argentina will remain bullish for soymeal for some more time.

The gains in local soymeal will be supported by the strong and continued overseas soymeal demand of Indian origin.

India's Apr 2021 soymeal exports increased by 53% to 39,705 metric tonnes compared to 25,940 metric tonnes in the same period last year. Further, the soymeal shipments improved by +126% to 15,64,833 metric tonnes in aggregate, during the last ten months (Apr.-Mar.) of financial year 2020-21 compared to 69,2833 metric tonnes during the corresponding period last year.

India's export of oilmeals for the month of April 2021 is reported at 303,458 metric tonnes compared to 102,150 metric tonnes in April 2020 i.e. up by +197%.

The overall export of oilmeals during April to March 2021 is also reported up by +51% at 36,80084 metric tonnes compared to 24,33617 metric tonnes during the same period last year.

Of the total soymeal exports of 3,21,435 metric tonnes in March 2021, Germany, Vietnam and South Korea remained top buyers with imports figures touching 73,700 metric tonnes, 66,044 metric tonnes and 44,240 tonnes respectively.

India's exports for rapeseed meal during April-March 2021 was up +16% at 11,13,021 metric tonnes compared to 96,1312 metric tonnes during the same period previous marketing season.

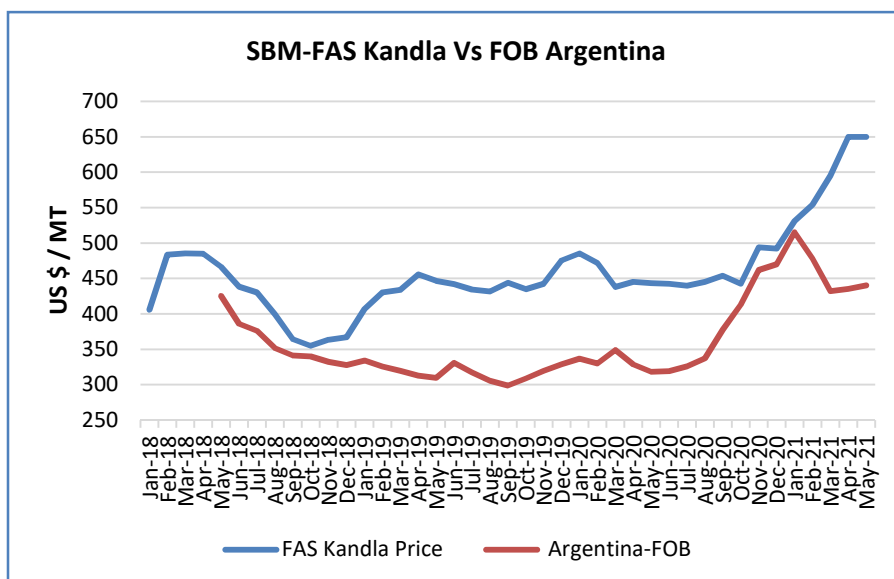
The export of rapeseed meal in March'21 is reported at 84,276 metric tonnes against last year 89,235 metric tonnes during the same period i.e. down by -6%, and ricebran extraction exports is reported at 61,200 metric tonnes against last year 30,620 metric tonnes i.e. +100% higher compared to the same period last year.

The domestic soymeal demand has considerably recovered in previous months, from poultry sector, but still below pre-COVID levels. Poultry industry contributes more than 60% of the total domestic soymeal demand.

The international soymeal prices are getting competitive after improved the soybean crop prospects. The soymeal export price spread of India vs Argentina (FAS Kandla and FOB Argentina) have further declined to US \$ 210/MT in May'21 vs US \$ 215/MT in April'21, leading incompetitiveness for Indian soymeal exports.

The domestic weekly average soymeal prices at Indore fell to Rs 60,083/MT and was quoted between Rs 59,500 – 61,000/MT compared to the weekly average of Rs 61,785/MT and was traded between the price ranges of Rs. 60,000 – 62,500/MT previous week.

Weekly average prices at various centers closed lower side compared to last week prices. At Latur the weekly average soymeal prices also declined to Rs. 63,833/MT compared to Rs. 65,785/MT a week ago and in Nanded too it was quoted lower at Rs. 63,750/MT compared to Rs. 66,071/MT a week ago. In Kota the meal prices declined to Rs. 61,800/MT compared to Rs. 64,214/MT previous week.



The soy meal prices (Indore) are likely to feature range-bound movement between Rs. 58,500 – 60,500 /MT on weak local demand, for short-term.

Previous updates:

The international soy market is strong on bullish global supply scenario due forecast to lower than expected soybean production and likely fall in the US soy inventories in August 2021 followed by the Chinese buying spree.

SOPA has sought a stimulus package from the Centre to support the soybean industry, which has been hit by the lockdown and the collapse of poultry sector. It has asked the Center to increase the import duty in edible oils.

Besides, the SOPA members have addressed to Ministry of Agriculture and Farmers Welfare have demanded exemption of GST on soybean and soymeal, the same time.

The poultry sector consumes 60% of the soymeal in India and there are no takers for it leading around half of the processing units being shut. According to the data released by NOPA, US crushed 178 million bushels of soybeans in March 21, second consecutive month of reduction also slightly less than expected. The soybean processing was down from 181.4 million bushels in March 2020 but up from 155.2 million bushels in March 2020.

The global 2020/21 soybean production estimate too increased to 363.18 million tonnes vs 361.82 million tonnes in the previous month report by USDA. World 2020/21 soymeal production is estimated slightly down at 253.3 million tonnes vs 254.14 million tonnes in its previous estimate.

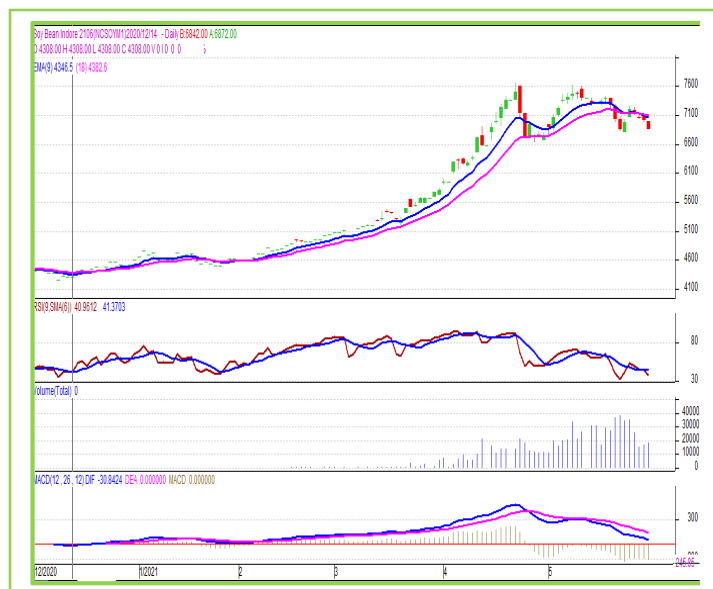
The global 2020/21 soybean production estimate too increased to 363.18 million tonnes vs 361.82 million tonnes in the previous month report by USDA. World 2020/21 soymeal production is estimated slightly down at 253.3 million tonnes vs 254.14 million tonnes in its previous estimate.

U.S. ending stocks were 120 million bushels vs. the March estimate of 120 million bushels. The trade expected the USDA to print 119 million bushels today

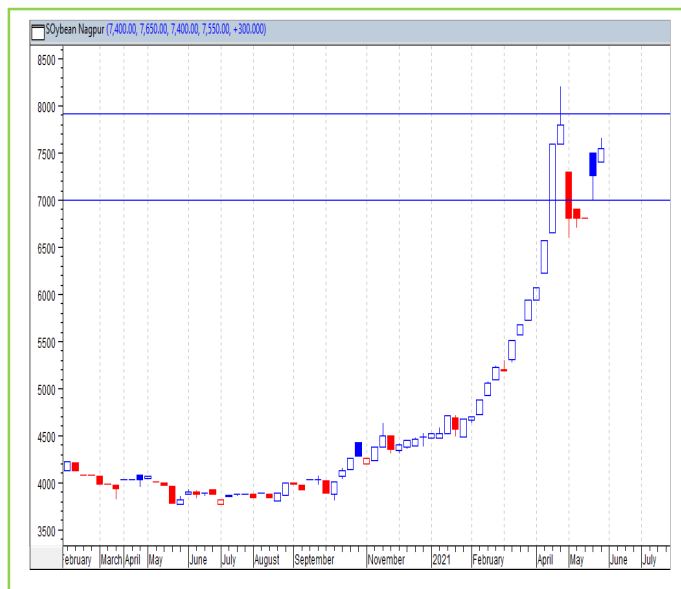
For soybeans, the world ending stocks are estimated at 86.9 mmt. vs. the trade's expectation of 83.52 mmt. and the USDA's December estimate of 83.74 mmt.

Technical Analysis:

NCDEX Soybean Futures



Soybean Spot, Nagpur



*Note: Daily Chart

Support & Resistance NCDEX Soybean – June contract

S1	S2	PCP	R1	R2
6800	6950	7046	7200	7400

- Soybean fell on selling pressure in the market.
- Prices closed above 18-day EMA.
- RSI and stochastic are falling in the neutral zone.
- MACD is falling in the negative territory.
- The prices are expected to feature loss the coming week.
- Trade Recommendation (NCDEX Soybean – June) Week: **SELL** Below 7060. Levels: T1 – 6900; T2- 6800, SL – 7150.

Rapeseed - Mustard Seed

Rapeseed-mustard witnessed mild losses as the oilseeds' crushers reduced the crushing momentum and refrained from the seed market following its exceptionally higher, all time high, prices in recent weeks. Limited arrivals will support prices at few extent.

In Jaipur, RM seed average weekly prices declined by 2.79% to the weekly average price of Rs 7262 a quintal from Rs 7471 a quintal in last week.

The crushing of the seed is at the steady pace on lower mustard oil demand.

NAFED had commenced procuring the rapeseed-mustard and has procured 0.03 MT of rapeseed-mustard valued Rs 0.014 Lakh from Madhya Pradesh at MSP (Rs 4650/qtl) under PSS. However, the procurement couldn't pick-up the pace due to COVID lockdown restrictions.

AW has revised India's 2021/22 rapeseed-mustard production up to 8.54 million tonnes from 8.0 million tonnes estimated in its previous forecast and it is up 18% from 7.21 million tonnes estimated last season. The Government estimation of mustard crop is high at 10.4 MT. The COOIT has estimated mustard production at 8.90 MT.

Further, the rapeseed oilcake decreased by 0.78% to the weekly average price of Rs. 2787/qtl compared to the weekly average price of Rs. 2809/qtl previous week.

India has not imported any rape oil (canola) in March too as in last several months. India is unlikely to import the rape oil in coming months too. Lower imports in rape oil (canola) will lend support to the local rapeseed-mustard prices at the higher levels.

However, India's exports for rapeseed meal during April-March 2021 was up +16% at 11,13,021 metric tonnes compared to 96,1312 metric tonnes during the same period previous marketing season.

The export of rapeseed meal in March'21 is reported at 84,276 metric tonnes against last year 89,235 metric tonnes during the same period i.e. down by -6%.

At NCDEX futures, the June contract of rapeseed-mustard ended higher at 7,046/Qtl compared to 6,945/Qtl in last week.

Previous Updates

The Solvent Extractors' Association (SEA) of India has urged the government to include rational provision in ASEAN agreement to restrict or regulate the imposition of export duty by the palm oil exporting countries. SEA feels that this will ensure a level-playing field for both the countries that export and import palm oil.

In a letter to its members, Atul Chaturvedi, President of SEA, said that there is always a bound rate for imposing highest export duty on palm oil and products imported by India under ASEAN agreement and Comprehensive Economic Cooperation Agreement with Malaysia.

He said the palm oil exporting countries seem to be free to impose export duty and levy as agreements overlook this issue. Indonesia has imposed US \$33 as export duty plus \$180 as a biodiesel levy making crude palm oil (CPO) expensive. Following this, India is compelled to pay high price for the same.

To support their local industry, that country has kept export duty and levy low on finished goods such as RBD palmolein.

Higher palm oil imports by India has always hit the domestic mustard oil demand and the rapeseed-mustard crush margins.

The Food Safety and Standards Authority of India (FSSAI) has withdrawn the order prohibiting blending of mustard oil.

The food regulator had until now allowed 20% blending in mustard oil under the standards for blended edible oil under FSS (Food Product Standards and Food Additives) Regulations. The decision to withdraw the September'20 order was taken after stakeholders made a representation to the authority.

Director, Indian Council of Agricultural Research – Directorate of Rapeseed Mustard Research, expects productivity of the rapeseed-mustard to improve in 2020-21 from last year's level of 1.42-1.48 tonnes per ha, on adequate soil moisture and better package of practices.

The MSP for rapeseed-mustard has been increased in line with the recommendations of Swaminathan Commission to Rs. 4,650 per quintal for marketing season 2021-22 from Rs. 4,425 per quintal in 2020-21 an increase of Rs. 225 a quintal.

Total procurement of the seed by Hafed in 2020/21 stands at 5,30,000 metric tonnes.

Agriwatch has projected India's MY 2021/22 rapeseed production at 8.54 million tonnes vs 7.2 million tonnes last season while COOIT has estimated the seed production at 8.95 million tonnes vs 7.5 million tonnes last season.

Outlook: *The new crop rapeseed-mustard supplies are rising week-on-week. The rapeseed-mustard prices will feature range-bound movement with weak-bias in near-to-medium-term. June future contract may decline on profit booking phase in next week.*

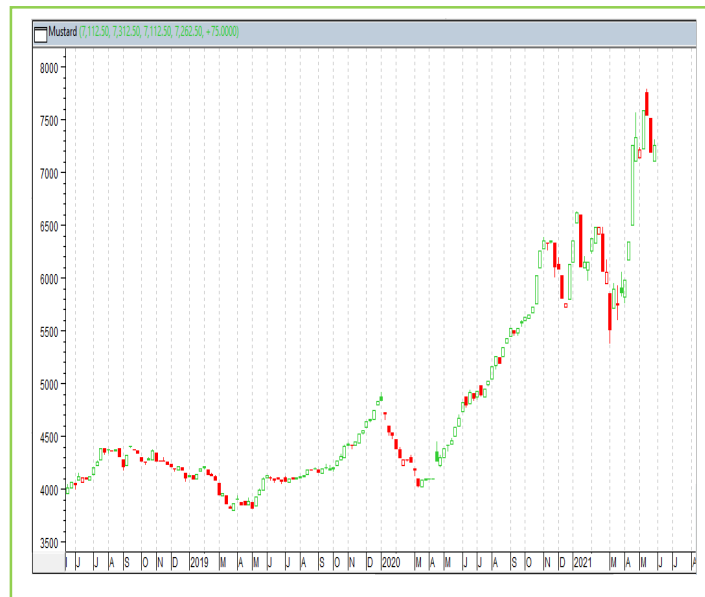
Technical Analysis:

NCDEX RM Seed Futures



*Note: Daily Chart

RM Seed Spot, Jaipur



Support & Resistance NCDEX RM Seed – June contract

S1	S2	PCP	R1	R2
6700	6800	7060	7300	7500

- RM seed witnessed loss in the market.
- Prices closed above 18-day EMA.
- RSI and stochastic are falling in the neutral zone.
- MACD is easing in the negative territory.
- The prices are expected to feature loss during the week.
- Trade Recommendation (NCDEX Rapeseed-Mustard – June) Week: Sell- 7100 Levels: T1-7000, T2-6900, SL –7200.

Annexure

Oilseed Prices at Key Spot Markets:

Commodity / Centre	Prices (Rs/Qtl)				Change
Soybean	28-May-21		21-May-21		
	Low	High	Low	High	
Indore –Plant	7175	7250	7275	7350	-100
Indore–Mandi	Closed	Closed	Closed	Closed	-
Nagpur-Plant	7225	7825	6700	7300	525
Nagpur – Mandi	6825	7575	6300	7100	475
Latur – Mandi	6900	7215	6300	7290	-75
Akola – Mandi	6600	7200	-	-	-
Kota-Plant	6750	7150	Closed	Closed	-
Kota – Mandi	6950	7050	Closed	Closed	-
Bundi-Plant	6800	6900	Closed	Closed	-
Bundi-Mandi	6600	6700	Closed	Closed	-
Baran-Plant	7220	7270	Closed	Closed	-
Baran-Mandi	6970	7170	Closed	Closed	-
Bhawani Mandi Jhalawar–Plant	Closed	Closed	Closed	Closed	-
Jhalwar-Mandi	Closed	Closed	Closed	Closed	-
Rapeseed/Mustard					
Jaipur-(Condition)	7300	7325	7225	7250	75
Alwar-(Condition)	7000	7050	6700	6900	150
Sri Ganganagar-(Non-Condition)	Closed	Closed	Closed	Closed	-
New Delhi–(Condition)	6950	7000	6900	6950	50
Kota-(Condition)	6750	6850	Closed	Closed	-
Agra-(Condition)	7190	7381	6952	7333	48
Neewai-(Condition)	7250	7350	Closed	Closed	-
Hapur (UP)-(Condition)	6800	7000	6950	7000	Unch
Groundnut Seed					
Rajkot	1090	1090	-	-	-
Sunflower Seed					
Gulbarga	NA	NA	-	-	-
Latur	7400	7500	7400	7500	Unch



Sholapur	7450	7550	7400	7500	50
Soybean Prices are in INR/qtl. (1 bag=90 kg). Mandi prices – Loose, Mustard Seed Prices are in INR/qt (1 bag=85 kg) C – Condition (42%), *Groundnut seed in Rs/20 kg, Sunflower Seed in Rs/qtl.					

Oilseed Arrivals in Key Centers:

Commodity / Centre	Arrivals in Bags/Qtl		Change
Soybean	28-May-21	21-May-21	
Madhya Pradesh	17000	15000	2000
Maharashtra	15000	20000	-5000
Rajasthan	12000	NA	-
Bundi (Raj)	300	Closed	-
Baran (Raj)	400	Closed	-
Jhalawar (Raj)	Closed	Closed	-
Rapeseed/Mustard			
Rajasthan	NA	NA	-
Alwar	500	700	-200
Sri Ganganagar	Closed	Closed	-
Kota	4000	Closed	-
Groundnut Seed			
Rajkot (Gujarat)	2000	0	2000
Sunflower Seed			
Sholapur (Maharashtra)	400	600	-200

Other Oilseed Prices at Mumbai (INR/100 Kg):

Oilseeds	28-May-21	21-May-21	Change
Groundnut Kernel	7450	7850	-400
Gr. Bolds 60/70	8700	8700	Unch
Gr. Javas 60/70	9550	9550	Unch
Gr Javas 70/80	9250	9250	Unch
Gr.Javas 80/90	8950	8950	Unch
KardiSeed 2% Exp Qly	5000	5000	Unch
Sesame White 98/2/1 FM	8400	8500	-100
Whitish 95/5/FFA/1FM	8200	8300	-100
Brown 48/2 FFA/4 FM	8100	8200	-100
Brown 48/3 FFA/4 FM	7800	7900	-100
Brown 48/4 FM/* No FFA Guarantee	7500	7600	-100
Sunflower Seed	6650	7000	-350
Niger Seed (4% FM)	7600	7600	Unch

Other Oilseed Prices at Mumbai (INR/100 Kg):

Oilseeds	28-May-21	21-May-21	Change
Groundnut Kernel	7450	7850	-400
Gr. Bolds 60/70	8700	8700	Unch
Gr. Javas 60/70	9550	9550	Unch
Gr Javas 70/80	9250	9250	Unch
Gr.Javas 80/90	8950	8950	Unch
KardiSeed 2% Exp Qly	5000	5000	Unch
Sesame White 98/2/1 FM	8400	8500	-100
Whitish 95/5/FFA/1FM	8200	8300	-100
Brown 48/2 FFA/4 FM	8100	8200	-100
Brown 48/3 FFA/4 FM	7800	7900	-100
Brown 48/4 FM/* No FFA Guarantee	7500	7600	-100
Sunflower Seed	6650	7000	-350
Niger Seed (4% FM)	7600	7600	Unch

MSP of Rabi Oilseeds for Marketing Season 2021-22- GOI

Sl. No	Crops	MSP for Rabi 2021-22	MSP for Rabi 2020-21	Increase in MSP (Absolute)
1	Rapeseed-mustard	4,650	4,425	225
2	Safflower	5,327	5,215	112

The Cabinet Committee on Economic Affairs (CCEA) chaired by the Hon'ble Prime Minister Shri Narendra Modi has approved the increase in the Minimum Support Prices (MSPs) for all mandated Rabi crops for marketing season 2021-22.

Government has increased the MSP of Rabi crops for marketing season 2021-22, to ensure remunerative prices to the growers for their produce. This increase in MSP is in line with the recommendations of Swaminathan Commission.

Among the Rabi oilseeds the MSP for rapeseed-mustard has been increased to Rs. 4,650 per quintal for marketing season 2021-22 from Rs. 4,425 per quintal in 2020-21 an increase of Rs. 225 a quintal.

The MSP of safflower to Rs. 5,327 a quintal from earlier Rs. 5,215 per quintal an increase of Rs 112 per quintal.

MSP of Kharif Oilseeds for Marketing Season 2020-21 - GOI

Sl. No	Crops	MSP for Kharif 2020-21	MSP for Kharif 2019-20	Increase in MSP (Absolute)
1	Groundnut	5275	5090	185
2	Sunflower seed	5885	5650	235
3	Soybean (yellow)	3880	3710	170
4	Sesamum	6855	6485	370
5	Nigerseed	6695	5940	755

The Cabinet Committee on Economic Affairs (CCEA) chaired by the Hon'ble Prime Minister Shri Narendra Modi has approved the increase in the Minimum Support Prices (MSPs) for all mandated Kharif crops for marketing season 2020-21.

Government has increased the MSP of Kharif crops for marketing season 2020-21, to ensure remunerative prices to the growers for their produce.

Among the Kharif oilseeds the MSP for groundnut has been increased to Rs. 5275 per quintal for marketing season 2020-21 from Rs.5090 per quintal in 2019-20 an increase of Rs.185 a quintal.

The MSP of sunflower to Rs. 5885 a quintal from earlier Rs. 5650 per quintal an increase of Rs 235 per quintal, Soybean-yellow to Rs. 3880 a quintal to Rs. 3710 per quintal last season, an increase of Rs. 170 a quintal, Sesamum to Rs. 6855 a quintal from 6485 earlier, an increase of Rs. 370 a quintal and the MSP of Nigerseed have been increased to Rs. 6695 a quintal from Rs. 5940 a quintal earlier, increase of Rs 755 per quintal.

Among all the Kharif crops, the highest increase in MSP is proposed for Nigerseed (Rs 755 per quintal) followed by Sesamum (Rs 370 per quintal), Urad (Rs 300 per quintal) and Cotton (long staple) (Rs 275 per quintal). The differential remuneration is aimed at encouraging crop diversification.

India's Oilseeds Production Seen at 373.11 Lakh Tonnes vs 332.19 Lakh Tonnes in 2nd Adv Est. for 2020-21- GOI

The 2nd Advance Estimates of production of oilseeds for 2020-21 have been released by the Department of Agriculture, Cooperation and Farmers Welfare on 24th February, 2021. The assessment of production of different crops is based on the feedback received from States and validated with information available from other sources.

The revised estimated production of major Oilseeds during 2020-21 is as under:

Oilseeds – 373.11 lakh tonnes in 2020-21 vs 332.19 lakh tonnes in 2019-20

- Groundnut – 101.46 lakh tonnes vs 99.52 lakh tonnes in 2019-20.
- Castorseed – 17.76 lakh tonnes vs 18.42 lakh tonnes
- Sesamum – 8.12 lakh tonnes vs 6.58 lakh tonnes
- Nigerseed – 0.41 lakh tonnes vs 0.41 lakh tonnes (No difference)
- Soybean – 137.11 lakh tonnes vs 112.26 lakh tonnes
- Sunflower – 2.24 lakh tonnes vs 2.13 lakh tonnes
- Rapeseed-mustard – 104.7 lakh tonnes vs 91.24 lakh tonnes
- Linseed – 1.40 lakh tonnes vs 1.21 lakh tonnes
- Safflower – 0.34 lakh tonnes vs 0.44 lakh tonnes.

Sown Area – *Kharif* Oilseeds, India

In the last official Kharif oilseeds planting report by the Ministry of Agriculture, the total coverage area under Kharif oilseeds is reported at 197.18 lakh hectares, an increase by 9.8% from 179.63 lakh ha in the corresponding period of last year. Of the major oilseeds, soybean sowing is reported up by 6.4% at 121.24 lha compared to 113.95 lha during the corresponding period of last year, groundnut at 50.98 lha vs 39.48 lha, sesamum 14.14 lha vs 13.73 lha, castor seed at 7.92 lha vs 9.44 lha and niger at 1.67 lha vs 2.04 lha, during the same period last year. We feel country's final area under oilseeds to be above normal by 8-9% this season.

Area in Lakh Hectares

Crop	Normal Area (5 Year Avg.)	2020-21	2019-20	% Change
Groundnut	42.43	50.98	39.48	29.1
Soybean	111.49	121.24	113.95	6.4
Sunflower	1.84	1.23	0.99	24.2
Sesamum	14.13	14.14	13.73	3.0
Niger	2.41	1.67	2.04	-18.1
Castor	9.65	7.92	9.44	-16.1
Total Oilseeds	181.95	197.18	179.63	9.8

Source: MoA, GOI

Sown Area – *Rabi* Oilseeds, India 2020-21

In the latest official rabi oilseeds planting report, by the Ministry of Agriculture, the total coverage area under rabi oilseeds is reported at 83.60 lakh hectares, up 5% from 79.37 lakh ha in the corresponding period of last year. Of the major oilseeds, rapeseed-mustard sowing is reported up by 7% at 73.89 lha compared to 68.84 lha during the corresponding period of last year. Groundnut at 4.57 lha vs 4.65 lha, safflower at 0.58 lha vs 0.63 lha, sunflower at 1.01 lha vs 1.02 lha, sesamum 0.44 lha vs 0.56 lha, linseed at 2.90 lha vs 3.34 lha and other 0.21 lha vs 0.33 lha during the same period last year.

Area in Lakh Hectares				
Crop	Normal Area (5 Year Avg.)	As on 22 Jan. 2021	As on 22 Jan. 2020	% Change
Rapeseed/Mustard	59.44	73.89	68.84	7.3
Groundnut	7.28	4.57	4.65	-1.7
Safflower	1.18	0.58	0.63	-7.9
Sunflower	2.41	1.01	1.02	-1.0
Sesamum	0.00*	0.44	0.56	-21.4
Linseed	2.75	2.90	3.34	-13.2
Others	0.13	0.21	0.33	-36.4
Total Oilseeds	73.19	83.60	79.37	5.3

Source: MoA, GOI

Disclaimer

The information and opinions contained in the document have been compiled from sources believed to be reliable. The company does not warrant its accuracy, completeness and correctness. Use of data and information contained in this report is at your own risk. This document is not, and should not be construed as, an offer to sell or solicitation to buy any commodities. This document may not be reproduced, distributed or published, in whole or in part, by any recipient hereof for any purpose without prior permission from the Company. IASL and its affiliates and/or their officers, directors and employees may have positions in any commodities mentioned in this document (or in any related investment) and may from time to time add to or dispose of any such commodities (or investment). Please see the detailed disclaimer at <http://www.agriwatch.com/Disclaimer.asp>

© 2021 Indian Agribusiness Systems Pvt Ltd.