

Oil Seed Weekly Research Report

Contents

- ❖ Executive Summary
- ❖ Outlook – Cash Market
- ❖ AW Oilseeds Index
- ❖ International Highlights
- ❖ Planted Area
- ❖ Soybean – Domestic & International
- ❖ Soy meal
- ❖ Technical Analysis - Soybean
- ❖ Rapeseed - Mustard
- ❖ RM Seed Supply, Rajasthan
- ❖ Technical Analysis – RM Seed
- ❖ Annexure – Prices etc.

Executive Summary

The weekly average domestic soybean prices traded higher on good demand in the market. Additionally, soymeal prices too went up. However, Mustard remained elevated and witnessed gain mainly on tight inventory in the country, and bullish global dynamics.

GOI has imposed stock limit on edible oils, oilseeds till 31st March 2022 to check prices, the stock limit of all edible oils and oilseeds will be decided by the respective state government/Union territories administration on the basis of available stock and consumption pattern. Exceptions have been provided for exporters and importers.

SEBI has banned new position in mustard futures till further order from Friday, however squaring off existing position will be allowed. SEBI has also banned launch of new futures or options contract till further notice, says the regulator, without citing any reason for the ban.

In the October'21 report, the USDA has raised US 2021/22 soybean estimates at 121.05 million tonnes compared to previous month 119.03 million tonnes. It has kept the Brazil's 2021/22 soybean production unchanged to 144 million tonnes compared to previous month.

The average weekly indore soybean plant delivery prices at Indore cash market increased by 3% to Rs. 5,513 a quintal compared to Rs. 5,350 a quintal a week ago.

Currently this week, the daily arrivals in Madhya Pradesh is reported around 2.5 Lakh – 3.5 Lakh bags vs 3.5 Lakh – 5 Lakh bags last week, Maharashtra 2.25 lakh bags – 3.25 lakh bags vs 3 lakh bags – 4 lakh bags last week and in Rajasthan 40,000 – 60,000 vs 50,000 – 60,000 bags previous week.

The domestic weekly average soymeal prices at Indore was 4.6% up to Rs 38,828 /MT and was quoted between Rs 40,000 – 41,000/MT compared to the weekly average of Rs 38,828/MT and was traded between the price ranges of Rs 38,000 – 40,000/MT previous week.

Rapeseed Mustard weekly average price remained elevated and witnessed gains by 0.4% to Rs.8,588/Qtl this week as compared to Rs 8,555/Qtl last week, In Sri Ganganagar, the weekly average prices of rapeseed oilcake too went up by 1.20% to Rs 3,262/Qtl from previous week at Rs. 3,223/qtl.

According to Solvent extractor association of India, India's September'2021 soymeal exports declined by 91% to 5,831 metric tonnes compared to 68,576 metric tonnes in the same period last year. Further, the soymeal shipments too declined by 49% to 161,588 metric tonnes in aggregate, during the months (April-Sept.) of financial year 2020-21 compared to 317,915 metric tonnes during the corresponding period last year.

Additionally, Export of oilmeals for the month of September'2021 provisionally reported at 183,625 tons compared to 287,247 tons in 2020 i.e. down by 36%. The overall export of oilmeals during April – September 2021 is reported at 1,275,764 tons compared to 1,300,516 tons i.e. down by 2%.

Further, India's exports for rapeseed meal during April-Sept'2021 was down 4% at 605,355 metric tonnes compared to 627,890 metric tonnes during the same period previous marketing season.

The export of rapeseed meal in September'21 is reported at 62,725 metric tonnes against last year 140,830 metric tonnes during the same period i.e. down by 55%,

Outlook – Cash Market

Outlook - Soybean (Spot, Nagpur): The soybean prices is expected to trade rangebound with weak bias amid new crop arrival, stock limit and weak global cues. The prices (Nagpur, Plant basis) are expected to feature range bound movement in the price band of 5200 – 5,600 level.

Outlook – Soy meal:

Soymeal prices are likely to trade lower on weakness in soybean and GM soymeal import. The soy meal prices (Indore) are likely to feature range-bound movement between Rs. 35,000 – 45,000 /MT.

Outlook - Rapeseed-Mustard (Spot, Jaipur basis): Rapeseed-mustard is expected to feature firm tone in near term due to low availability in mandis, firm festive demand and bullish global cues. The seed prices are likely to witness the price levels between 8,200 –8,600/Qtl. in short-run.

International Highlights

- ❖ This week, CBOT New-crop November soybeans witnessed loss by 3.52% to \$ 11.92 a bushel for the week. January futures too increased by 3.52% to \$ 12.05. Downtrend still continued on good rainfall in Brazil, higher ending stocks expectation, new crop arrival, bearish USDA stock report.
- ❖ Overall, US soy futures continued trading lower on bearish USDA stock report, according to USDA stock report U.S. Farmers produced more soybeans, hold more stocks, the quarterly grain stocks were pegged at 256 million bushels vs. the avg. trade estimate of 174 million. The 2020-21 soybean production is pegged at 4.21 billion bushels vs. the trade's expectation of 4.13 billion bushels vs USDA's previous estimate of 4.13 billion bushels.
- ❖ According to USDA, as on 1st Nov, 79% US soybean has been harvested vs 86% last year and 81% five-year average.
- ❖ In the October'21 report, the USDA has increased US 2021/22 soybean estimates at 121.06 million tonnes compared to previous month 119.03 million tonnes.
- ❖ According to the data released by NOPA, US crushed 153.8 million bu. of soybeans in September 21, down 3.2% from August Vs 4.8% below last year.
- ❖ As of 28th October, According to Ag Rural, Brazilian soybeans sowing is going on, 52% of the soybeans had been planted compared to 42% last year.
- ❖ In the October'21 report, the USDA has estimated Brazil 2021/22 soybean production at 144 million tonnes, unchanged compared to previous month.
- ❖ CONAB has estimated Brazil's 2021/22 soybean crop estimate at 140.75 MMT in Oct'21 vs 137.32 MMT previous year. The country's August 2021/22 soybean exports estimated at 93 million tons vs 81.65 million tons in 2010/21.
- ❖ According to National Association of Grain Exporters (ANEC) Brazil October soybean export estimated at 3.43 MMT, 58% up as compared to last year same month at 2.17 MMT.
- ❖ As on 28th Oct, according to Buenos Aires Grains Exchange, In Argentina, Soybean sowing has commenced and 4.6% sowing have been completed farmers are expected to sow 16.5 million hectares, the smallest in the last 15 years.
- ❖ According to USDA, Oct'21 report Argentina 2021/22 Soy production estimated at 51 MMT vs 52 MMT last month estimates, last year stood at 46.2 MMT.
- ❖ The Rosario exchange has estimated its Argentina's 2021/22 soy harvest forecast to 49 million tonnes vs previous season's crop to 45 million tonnes.
- ❖ Low water level in Parana River is still an issue affecting exports from Argentina and Brazil.
- ❖ Besides, India soybean 2021/22 production estimates decreased to 11 million tonnes vs 11.2 million tonnes.
- ❖ According to market sources, China's soybean demand is expected to subside in the fourth quarter of 2021 amid widespread power outages faced by local crushing plants.

- ❖ According to Data from the General Administration of Customs, China's soybean imports from Brazil fell 18% in September from a year earlier as poor crush margins limited demand.
- ❖ Improved Chinese soybean crush margin in last few weeks may underpin soy imports from US.
- ❖ USDA has projected China's 101 MMT soy import in 2021-22 Vs 99 MMT in 2020-21.

- ❖ According to USDA Oct'21 report ,the global 2021/22 soybean production estimate increased to 385.13 million tonnes vs 384.42 million tonnes in the previous month report by USDA. World 2021/22 soymeal production is estimated slightly down at 258.13 million tonnes vs 258.45 million tonnes in its previous estimate.
- ❖ In the Oct'21 report, the USDA has kept India's 2021/22 rapeseed production estimates unchanged at 8.5 million tonnes compared to previous month. However, Canada rapeseed production estimate decreased for 2021/22 at 13.0 MMT vs 14 MMT and 19.48 MMT in 2020-21.
- ❖ Falling Canadian canola production leading to global tight supply and reduced Canadian supply has increased demand for Australian canola.
- ❖ Further, EU Rapeseed 2021/22 production estimates increased to 17.10 million tonnes vs 16.8 MMT last month and for China, the estimates remain unchanged to 14.00 million tonnes.
- ❖ The global 2021/22 rapeseed production estimate decreased to 67.36 million tonnes vs 72.51 million tonnes in 2020-21.

- ❖ Stats Canada has estimated Canada canola production at 12.8 MMT about 2 MMT less than Aug21 estimates.

Soybean

This week, soybean prices witnessed gains on good demand in the market, Soybean prices are likely to continue trade range bound with weak bias in near term.

GOI has imposed stock limit on edible oils, oilseeds till 31st March 2022 to check prices, the stock limit of all edible oils and oilseeds will be decided by the respective state government/Union territories administration on the basis of available stock and consumption pattern. Exceptions have been provided for exporters and importers.

Uttar Pradesh has notified a stock limit order on October 12, 2021 on edible oil and oilseeds in the state while States of Rajasthan, Gujarat and Haryana have submitted proposal to State Govt on imposition of Stock Limit for limited period, Additionally, Maharashtra, Odisha, Kerala, Jharkhand, Chhattisgarh, Andhra Pradesh, Tamil Nadu, Tripura, Chandigarh have also initiated the process of fixing Stock Limits.

SOPA estimated higher yields to lift soyabean output by 14% to 11.88 lakh tonnes, Vs 127.20 lakh tonnes by ministry of agriculture. SOPA has pegged average yield to rise to 991 kg/ha Vs 883kg/ha last year. Additionally, SOPA has estimated soybean acreage at 119.98 lakh ha lower than agriculture ministry's 123.67 lakh ha.

GOI has asked state governments for disclosure of edible oils/oil seed stock by millers, refiners, whole seller traders etc. and weekly monitoring of prices for transparency.

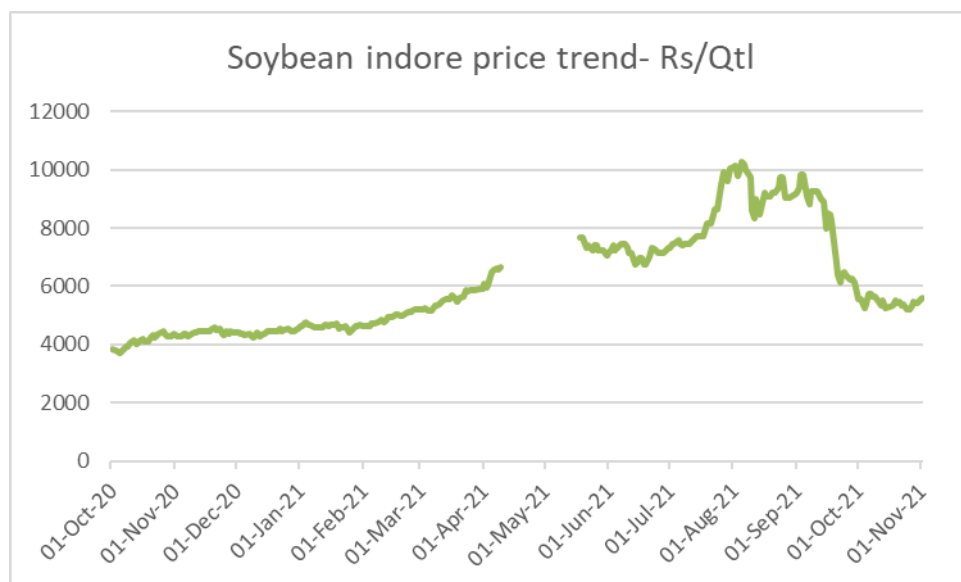
As on 5th September, SOPA reported 15.46% area in very good condition, 22.97% area in good condition, 42.20% area in normal condition and 12.83% area in poor condition. Additionally, crop in Maharashtra and Madhya Pradesh is in grain filling stage.

In Madhya Pradesh, from 1st to 30th oct'21 average daily soybean arrival stood at 314,800 Bags Vs 206,600 Bags last year same period and total arrival in oct'21 till 30th oct stood at 787,0000 Bags Vs 516,5000 Bags last year same period, overall, in MP arrival is 52% Higher as compared to last year in October.

In Maharashtra, from 1st to 30th oct'21 average daily soybean arrival stood at 214,200 Bags Vs 173,600 Bags last year same period and total arrival in oct'21 till 30th oct stood at 535,5000 Bags Vs 434,0000 Bags last year same period, overall, in MH arrival is 23% Higher as compared to last year in October.

The average weekly indore soybean plant delivery prices at Indore cash market increased by 3% to Rs. 5,513 a quintal compared to Rs. 5,350 a quintal a week ago.

Currently this week, the daily arrivals in Madhya Pradesh is reported around 2.5 Lakh – 3.5 Lakh bags vs 3.5 Lakh – 5 Lakh bags last week, Maharashtra 2.25 lakh bags – 3.25 lakh bags vs 3 lakh bags – 4 lakh bags last week and in Rajasthan 40,000 – 60,000 vs 50,000 – 60,000 bags previous week.



Agriwatch has estimated its India's 2021/22 soybean output estimate to 12 million tonnes, vs 10.45million tonnes in 2020/21.

Soy oil import scenario – According to SEA, Soy oil imports fell 53.81 percent in Aug y-o-y to 1.82 lakh tons from 3.94 lakh tons in Aug 2020. For the current oil year 2020-21 (Nov 2020 -October 2021), soy oil for period of Nov.20- Jul'21 saw fall in imports to 22.30 lakh tons compared to 23.95 lakh tons in corresponding period last oil year, low by 6.89 percent compared to corresponding period last oil year.

The major buyers are as follows: Agrawal, Neemuch, Shanti Overseas, Living Food, Goyal Protein, Bansal-Bhopal, Vippy-Dewas, ABIS, Sneha, Ruchi Soya, Shalimar Katol, Vippy Dewas, Dhanuka Neemuch, Avi Agri Ujjain, M.S. Neemuch, RH Seoni, Prakash, Kriti Dewas, Mahakali, Prestige Dewas, Itarsi Oil, Sanwaria Itarsi, MS Solvex Neemuch, MS Soya Pachore, during the week.

Outlook: Domestic soybean prices are likely to trade rangebound with weak bias amid new crop arrival, stock limit and weak global cues in near term.

International:

This week, CBOT New-crop November soybeans witnessed loss by 3.52% to \$ 11.92 a bushel for the week. January futures too increased by 3.52% to \$ 12.05. Downtrend still continued on good rainfall in Brazil, higher ending stocks expectation, new crop arrival, bearish USDA stock report

According to CONAB, Brazil soybean area expected to increase from 38.9 million hectares to 39.91 million hectares, a slight increase of 2.5%. Brazil 2021-22 Soybean production estimate pegged at 140.75 MMT.

As on 15th October'21, According to the data released by NOPA, US crushed 153.8 million bu. of soybeans in September 21, down 3.2% from August Vs 4.8% below last year.

As of 28th October, According to Ag Rural, Brazilian soybeans sowing is going on, 52% of the soybeans had been planted compared to 42% last year.

According to USDA, as on 1st Nov, 79% US soybean has been harvested vs 86% last year and 81% five-year average.

In 2021/22, Argentina soybean export likely to remain tight due to Reduced supplies on higher biodiesel use.

Low water level in Parana River is still an issue affecting exports from Argentina and Brazil.

According to USDA October21 report, China's total soybean imports estimate in 2021-22 at 101 MMT vs 99 MMT in 2021/0-22

In the October'21 report, the USDA has raised US 2021/22 soybean estimates at 121.05 million tonnes compared to previous month 119.03 million tonnes . It has kept the Brazil's 2021/22 soybean production unchanged to 144 million tonnes compared to previous month.

Besides, India soybean 2021/22 production estimates decreased to 11 million tonnes vs 11.2 million tones. while Argentina's soybean estimate decreased to 51 MMT vs 52 MMT previous month.

According to USDA Oct'21 report ,the global 2021/22 soybean production estimate increased to 385.13 million tonnes vs 384.42 million tonnes in the previous month report by USDA.

Brazil's soybean Sept'21 exports stood at soybean export estimated at 4.83 MMT vs 3.91 MMT last year same period. Additionally, in Aug'21 soybean exports stood at 5.79 MMT vs 5.57 MMT last year same period. – ANEC

CONAB has raised Brazil's 2020/21 soybean crop estimate to 135.98 million tonnes in August vs 135.91 million tonnes in July forecast and 124.845 million tonnes in 2019/20. The country's August 2020/21 soybean exports estimates decreased to 83.42 million tons vs 86.69 million tons in July forecast and 83 million tons in 2019/20.

The Rosario exchange has estimated its Argentina's 2021/22 soy harvest forecast to 49 million tonnes vs previous season's crop to 45 million tonnes.

Soymeal

This week Indore weekly average soymeal price went up by 4.6% as compared to previous week on strength in soybean price.

Bangladesh has extended the date for halting soybean meal to oct 31 after large consignment destined for india became tapped at the beanpole land port.

In addition to existing two ports Nhava sheva and and LCS petrapole, GOI has allowed to import GM soymeal via three additional port - Mumbai sea port, Tuticorin sea port and Visakhapatnam sea port.

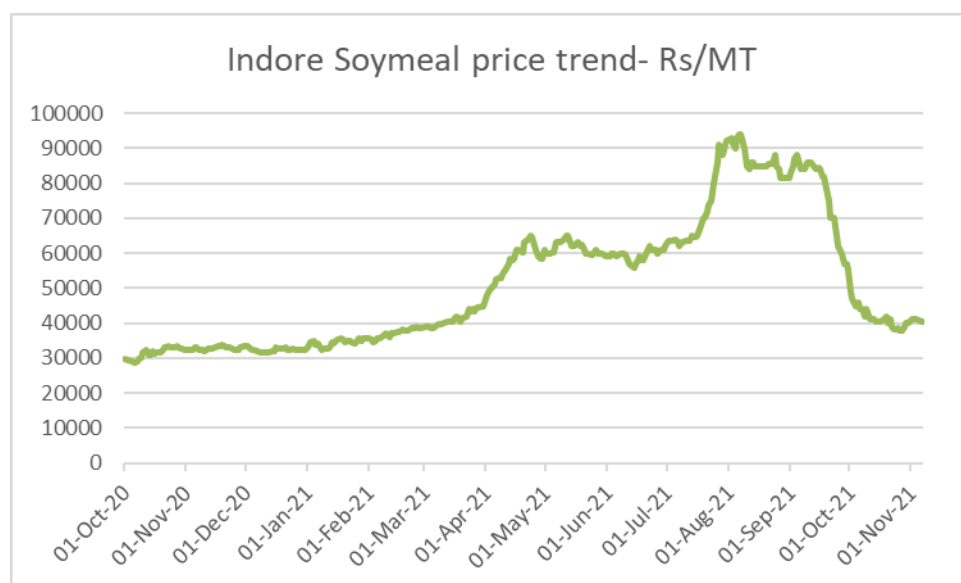
GOI has extended the GM soymeal import date to 31st January,2022, previously it was 31st Oct21.

According to USDA October'21 report, world 2021/22 soymeal production is estimated higher at 258.13 million tonnes vs 249.02 million tonnes against last year record. India's 2021-22 soymeal production pegged at 5.06 MMT vs 4.90 MMT in 2020-21.

According to Solvent extractor association of india, India's September'2021 soymeal exports declined by 91% to 5,831 metric tonnes compared to 68,576 metric tonnes in the same period last year. Further, the soymeal shipments too declined by 49% to 161,588 metric tonnes in aggregate, during the months (April-Sept.) of financial year 2020-21 compared to 317,915 metric tonnes during the corresponding period last year.

Additionally, Export of oilmeals for the month of September'2021 provisionally reported at 183,625 tons compared to 287,247 tons in 2020 i.e. down by 36%. The overall export of oilmeals during April – September 2021 is reported at 1,275,764 tons compared to 1,300,516 tons i.e. down by 2%.

The domestic weekly average soymeal prices at Indore was 4.6% up to Rs 38,828 /MT and was quoted between Rs 40,000 – 41,000/MT compared to the weekly average of Rs 38,828/MT and was traded between the price ranges of Rs 38,000 – 40,000/MT previous week.



Weekly average prices at various centers also closed higher side compared to last week prices. At Latur, the weekly average soymeal prices increased by 5.8% to Rs. 43,600/MT compared to Rs. 41,071 /MT a week ago, in Nanded it was quoted 3.6% up at Rs. 41,700/MT compared to Rs. 40,214/MT a week ago. In Kota the meal prices went up by 6.9% to Rs. 43,220/MT compared to Rs. 40,314/MT previous week.

Outlook: Soybean meal prices are expected to continue trade lower on weakness in soybean and GM soymeal import and weak global cues.

Previous updates:

As of 20th October, According to Ag Rural, Brazilian soybeans sowing is going on, 22% of the soybeans had been planted compared to 8% last year Vs 16% average.

According to USDA, as on 19th oct, approximately 20% of US soybean production is within an area experiencing drought, 3% less than last week.

According to UDSA, as on 25th oct, 73% US soybean has been harvested vs 82% last year and 70% five-year average.

According to Solvent extractor association of india, India's Aug'2021 soymeal exports declined by 81% to 10,975 metric tonnes compared to 58,190 metric tonnes in the same period last year. Further, the soymeal shipments too declined by 38% to 155,757 metric tonnes in aggregate, during the months (April-Aug.) of financial year 2020-21 compared to 249,339 metric tonnes during the corresponding period last year.

Additionally, Export of oilmeals for the month of Aug'2021 provisionally reported at 164,831 tons compared to 171,515 tons in Aug 2020 i.e. down by 4%. The overall export of oilmeals during April – Aug 2021 is reported at 1,091,664 tons compared to 1,013,178 tons i.e. up by 8%.

This week, CBOT New-crop November soybeans witnessed gains by 1.25% to \$ 12.35 a bushel for the week. January futures too increased by 1.52% to \$ 12.49. Despite soy prices underpinned by rains in Midwest US and soy oil in this week, downtrend still continued amid new crop arrival, bearish USDA stock report and bearish monthly report.

As on 15th September'21, According to the data released by NOPA, US crushed increased in Aug'21 by 2.38% to 158.84 million bushels (4.32 MMT) of soybeans in Aug'21 vs last month 155.15 million bushels (4.22 MMT). However, it has declined by 3.79% YoY.

CONAB has raised Brazil's 2020/21 soybean crop estimate to 135.98 million tonnes in August vs 135.91 million tonnes in July forecast and 124.845 million tonnes in 2019/20. The country's August 2020/21 soybean exports estimates decreased to 83.42 million tons vs 86.69 million tons in July forecast and 83 million tons in 2019/20.

In the September'21 report, the USDA has raised US 2021/22 soybean estimates at 119.03 million tonnes compared to previous month 118.08 million tonnes . It has kept the Brazil's 2021/22 soybean production unchanged to 144 million tonnes compared to previous month.

Besides, India soybean 2021/22 production estimates kept unchanged to 11.2 million tonnes. while Argentina's soybean estimate kept unchanged to 52 million tonnes from previous month.

The global 2021/22 soybean production estimate increased to 384.42 million tonnes vs 383.63 million tonnes in the previous month report by USDA. World 2021/22 soybean production is estimated slightly down at 258.45 million tonnes vs 258.68 million tonnes in its previous estimate.

The Brazilian state run agricultural agency, CONAB Brazil's July 2020/21 soybean crop estimate increased at 135.92 million tonnes vs 135.86 million tonnes in June'21 forecast and 124.845 million tonnes in 2019/20 in its recent report.

Technical Analysis:

NCDEX Soybean Futures – November Contract



Soybean Spot, Nagpur



Support & Resistance NCDEX Soybean – October contract

S1	S2	PCP	R1	R2
4900	5200	5453	5550	5800

- This week soybean closed higher on buyers interest.
- Prices closed above 9 day and 18-day EMA.
- RSI and stochastic indicating firm momentum.
- MACD Crossover indicating firm momentum.
- Trade Recommendation (NCDEX Soybean – Nov) Month: sell Above 5500. Levels: T1 – 5350; T2- 5250, SL - 5540

Rapeseed - Mustard Seed

This week RM seed prices remained elevated and witnessed gains of 0.4%. However, supply still remains short on demand and global dynamics still remains bullish and underpinning the price.

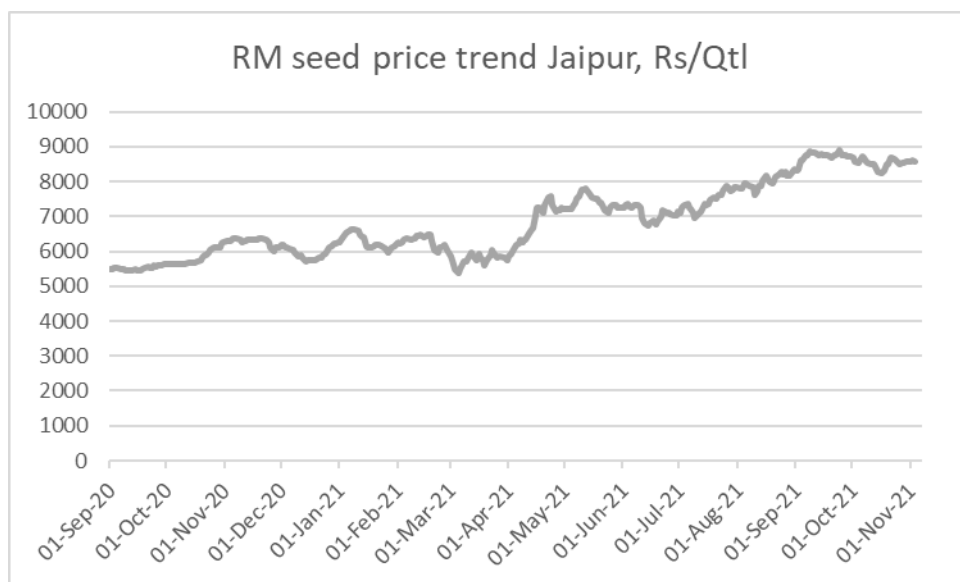
According to Department of agriculture, Rajasthan, as on 27th Oct, Rapeseed Mustard sowing is up by 74% and stood at 15.29 lakh hectare vs 8.78 lakh hectare last year same period.

According to GOI, As on 22 Oct, Mustard sowing is up by 30% as compared to last year same period at 14.48 Lakh Ha compared with 11.10 Lakh Ha last year.

There is significant demand for RM seed oil especially from the states of North India like Bihar, Uttar Pradesh and West Bengal and likely to rise significantly during the winter season, during the festival and pickle making season.

Mustard prices likely to underpinned by, firm demand, declining stock and arrival, and strength in CME canola futures due to lower production due to prolonged heatwave in Canada which resulted in lower production.

Rapeseed Mustard weekly average price remained elevated and witnessed gains by 0.4% to Rs.8,588/Qtl this week as compared to Rs 8,555/Qtl last week, In Sri Ganganagar, the weekly average prices of rapeseed oilcake too went up by 1.20% to Rs 3,262/Qtl from previous week at Rs. 3,223/qtl.



This week all india mustard arrival decreased to 4.85 lakh bags as compared to previous week at 10.7 lakh bags.

AW has revised India's 2021/22 rapeseed-mustard production up to 8.54 million tonnes from 8.0 million tonnes estimated in its previous forecast and it is up 18% from 7.21 million tonnes estimated last season. The Government estimation of mustard crop is high at 10.4 MT. The COOIT has estimated mustard production at 8.90 MT.

According to Solvent extractors association of india, India's exports for rapeseed meal during April-Sept'2021 was down 4% at 605,355 metric tonnes compared to 627,890 metric tonnes during the same period previous marketing season.

The export of rapeseed meal in September'21 is reported at 62,725 metric tonnes against last year 140,830 metric tonnes during the same period i.e. down by 55%,

According to Solvent Extractor Association of India, Rapeseed (canola) oil import stood at 12,437 lakh tons imports in Aug compared to 20,801 lakh tons in last year for same period.

International

In the Oct'21 report, the USDA has kept India's 2021/22 rapeseed production estimates unchanged at 8.5 million tonnes compared to previous month. However, Canada rapeseed production estimate decreased for 2021/22 at 13.0 MMT vs 14 MMT and 19.48 MMT in 2020-21.

Further, EU Rapeseed 2021/22 production estimates increased to 17.10 million tonnes million tonnes vs 16.8 MMT last month and for China, the estimates remain unchanged to 14.00 million tonnes.

The global 2021/22 rapeseed production estimate decreased to 67.36 million tonnes vs 72.51 million tonnes in 2020-21.

Australian canola prices surge to record high after farmers switched from barley to canola. Australian farmers increased canola production and exports and cut back on barley output and export since china banned import of barley from Australia in 2020.

Canada canola production is down by 31% as compared to five-year average, yield down by 32%. However, area stood 1% up as compared to five-year average. Canola importers may switch to other countries such as Ukraine, Australia, for substitutes amid lower production. There will be very little canola left for export in Canada.

Stats Canada has estimated Canada 2021/22 Canola crop at 12.8 MMT.

Previous Updates

As of July 29, Ukrainian farmers had completed the harvest on 568,500 ha, 56.5% of the expected area, and gathered 1.48 million MT of rapeseed. The Ukrainian export potential of rapeseeds this season, according to USDA expectations, will increase to 2.7 million MT, which is 10.7% higher than the 2020/21 season, but below the record of 3 million MT in the 2019/20 season.

In the September'21 report, the USDA has kept India's 2021/22 rapeseed production estimates unchanged at 8.5 million tonnes compared to previous month. However, Canada's rapeseed production estimates eased to

14 million tonnes as compared to 16 million tonnes last month. Canadian canola production is lowered because as early-season drought conditions impact yields and offset an increase to area. Further, EU production estimates eased to 16.8 million tonnes vs 17 MMT last month and for China, the estimates remain unchanged to 14.00 million tonnes. The global 2020/21 rapeseed production estimate decreased to 68.17 million tonnes vs 74.14 million tonnes in the previous month. World 2021/22 rapeseed meal production estimate eased at 39.16 million tonnes vs 41.29 million tonnes in its previous estimate.

In the Aug'21 report, the USDA has kept India's 2021/22 rapeseed production estimates unchanged at 8.5 million tonnes compared to previous month. However, Canada rapeseed production estimate for 2021/22 at 14.0 MMT down 2.0 MMT (13%) from last month, 5.5 MMT (28%) from last year, and 31% below the 5-year average.

India's exports for rapeseed meal during April-July 2021 was up 10% at 479,572 metric tonnes compared to 436,480 metric tonnes during the same period previous marketing season.

The export of rapeseed meal in July'21 is reported at 94,765 metric tonnes against last year 148,170 metric tonnes during the same period i.e. lower by 36%, However 14% down as compared to June21.

India imported 1033.06 tons rapeseed (Canola) oil in Apr 2021 v/s 506.00 tons imports in Apr 2020. While, for the period of April2020-March2021 imports rose to 42,720.05 tons compared to 54,426.39 tons in last oil year.

Higher palm oil imports by India has always hit the domestic mustard oil demand and the rapeseed-mustard crush margins.

The MSP for rapeseed-mustard has been increased in line with the recommendations of Swaminathan Commission to Rs. 4,650 per quintal for marketing season 2021-22 from Rs. 4,425 per quintal in 2020-21 an increase of Rs. 225 a quintal.

Outlook: RM Seed is expected to remain elevated above Rs 8,000/Qtl as market has gained due to short supply and good mustard oil demand, and bullish global cues.

Technical Analysis:

NCDEX RM Seed Futures November Contract



RM Seed Spot, Jaipur



*Note: Daily Chart

Support & Resistance NCDEX RM Seed – Nov contract

S1	S2	PCP	R1	R2
8200	8000	8204	8500	8700

- RM seed prices witnessed loss on sellers pressure.
- Prices closed near 9-day and 18-day EMA indicating firm tone in near term.
- RSI and stochastic level indicating firm buying strength.
- MACD crossover indicates steady tone in near term.
- Trade Recommendation (NCDEX Rapeseed-Mustard -Nov) Week: buy 8250 Levels: T1-8480, T2- 8650, SL –8200.

Annexure

Oilseed Prices at Key Spot Markets:

Commodity / Centre	Prices (Rs/Qtl)				Change
Soybean	06-Nov-21		30-Oct-21		
	Low	High	Low	High	
Indore –Plant	Closed	Closed	5350	5500	-
Indore–Mandi	Closed	Closed	5000	5400	-
Nagpur-Plant	Closed	Closed	5300	5500	-
Nagpur – Mandi	Closed	Closed	4000	5300	-
Latur – Mandi	Closed	Closed	3865	5350	-
Akola – Mandi	Closed	Closed	4200	5050	-
Kota-Plant	Closed	Closed	5400	5800	-
Kota – Mandi	Closed	Closed	4400	5500	-
Bundi-Plant	Closed	Closed	5500	5800	-
Bundi-Mandi	Closed	Closed	5200	5400	-
Baran-Plant	Closed	Closed	4700	5700	-
Baran-Mandi	Closed	Closed	4800	5500	-
Bhawani Mandi Jhalawar–Plant	Closed	Closed	5650	6250	-
Jhalwar-Mandi	Closed	Closed	5250	5750	-
Rapeseed/Mustard					
Jaipur-(Condition)	Closed	Closed	8550	8575	-
Alwar-(Condition)	Closed	Closed	8100	8200	-
Sri Ganganagar-(Non-Condition)	Closed	Closed	7625	7650	-
New Delhi–(Condition)	8190	8200	8275	8300	-100
Kota-(Condition)	Closed	Closed	7975	8075	-
Agra-(Condition)	8667	8857	8667	8857	Unch
Neewai-(Condition)	Closed	Closed	7950	8150	-
Hapur (UP)-(Condition)	8350	8400	8200	8300	100
Groundnut Seed					
Rajkot	Closed	Closed	970	970	-
Sunflower Seed					
Gulbarga	Closed	Closed	5000	5500	-
Latur	Closed	Closed	5900	6000	-

Sholapur	Closed	Closed	5900	6000	-
Soybean Prices are in INR/ctl. (1 bag=90 kg). Mandi prices – Loose, Mustard Seed Prices are in INR/qt (1 bag=85 kg) C – Condition (42%), *Groundnut seed in Rs/20 kg, Sunflower Seed in Rs/ctl.					

MSP of Rabi Oilseeds for Marketing Season 2021-22- GOI

Sl. No	Crops	MSP for Rabi 2021-22	MSP for Rabi 2020-21	Increase in MSP (Absolute)
1	Rapeseed-mustard	4,650	4,425	225
2	Safflower	5,327	5,215	112

The Cabinet Committee on Economic Affairs (CCEA) chaired by the Hon'ble Prime Minister Shri Narendra Modi has approved the increase in the Minimum Support Prices (MSPs) for all mandated Rabi crops for marketing season 2021-22.

Government has increased the MSP of Rabi crops for marketing season 2021-22, to ensure remunerative prices to the growers for their produce. This increase in MSP is in line with the recommendations of Swaminathan Commission.

Among the Rabi oilseeds the MSP for rapeseed-mustard has been increased to Rs. 4,650 per quintal for marketing season 2021-22 from Rs. 4,425 per quintal in 2020-21 an increase of Rs. 225 a quintal.

The MSP of safflower to Rs. 5,327 a quintal from earlier Rs. 5,215 per quintal an increase of Rs 112 per quintal.

MSP of Kharif Oilseeds for Marketing Season 2021-22 - GOI

Sl. No	Crops	MSP for Kharif 2021-22	MSP for Kharif 2020-21	Increase in MSP (Absolute)
1	Groundnut	5550	5275	275
2	Sunflower seed	6015	5885	130
3	Soybean (yellow)	3950	3880	70
4	Sesamum	7307	6855	452
5	Nigerseed	6930	6695	235

The Cabinet Committee on Economic Affairs (CCEA) chaired by the Hon'ble Prime Minister Shri Narendra Modi has approved the increase in the Minimum Support Prices (MSPs) for all mandated Kharif crops for marketing season 2021-22.

Government has increased the MSP of Kharif crops for marketing season 2020-21, to ensure remunerative prices to the growers for their produce.

Among the Kharif oilseeds the MSP for groundnut has been increased to Rs. 5500 per quintal for marketing season 2020-21 from Rs.5275 per quintal in 2019-20 an increase of Rs.275 a quintal.

The MSP of sunflower to Rs. 6015 a quintal from earlier Rs. 5885 per quintal an increase of Rs 130 per quintal, Soybean-yellow to Rs. 3950 a quintal to Rs. 3880 per quintal last season, an increase of Rs. 70 a quintal, Sesamum to Rs. 7307 a quintal from 6855 earlier, an increase of Rs. 452 a quintal and the MSP of Nigerseed have been increased to Rs. 6930 a quintal from Rs. 6695 a quintal earlier, increase of Rs 235 per quintal.

Among all the Kharif crops, the highest increase in MSP is proposed for sesamum (Rs 452 per quintal) followed by Tur (Rs 300 per quintal) and Urad (Rs 300 per quintal). The differential remuneration is aimed at encouraging crop diversification.

India's Oilseeds Production Seen at 361.0 Lakh Tonnes vs 365.7 Lakh Tonnes in 4th Adv Est. for 2020-21- GOI

The 4th Advance Estimates of production of oilseeds for 2020-21 have been released by the Department of Agriculture, Cooperation and Farmers Welfare on 11th Aug, 2021. The assessment of production of different crops is based on the feedback received from States and validated with information available from other sources.

The revised estimated production of major Oilseeds during 2020-21 is as under:

Total Oilseeds production in the country during 2020-21 is estimated at record 36.10 million tonnes which is higher by 2.88 million tonnes than the production during 2019-20. Further, the production of oilseeds during 2020-21 is higher by 5.56 million tonnes than the average oilseeds production of 30.55 million tonnes.

- Groundnut – 102.1 lakh tonnes vs 99.52 lakh tonnes in 2019-20.
- Castorseed – 17.76 lakh tonnes vs 18.42 lakh tonnes
- Sesamum – 8.12 lakh tonnes vs 6.58 lakh tonnes
- Nigerseed – 0.41 lakh tonnes vs 0.41 lakh tonnes (No difference)
- Soybean – 129 lakh tonnes vs 112.26 lakh tonnes
- Sunflower – 2.24 lakh tonnes vs 2.13 lakh tonnes
- Rapeseed-mustard – 10.11 lakh tonnes vs 91.24 lakh tonnes
- Linseed – 1.40 lakh tonnes vs 1.21 lakh tonnes
- Safflower – 0.34 lakh tonnes vs 0.44 lakh tonnes.

The 1st Advance Estimates of production of soybean and groundnut for 2021-22 have been released by the Department of Agriculture, Cooperation and Farmers Welfare on 21st September, 2021. The assessment of production of different crops is based on the feedback received from States and validated with information available from other sources.

- Groundnut – 8.25 million tonnes vs 8.55 million tons last year.
- Soyabean – 12.72 million tonnes vs 11.2 million tons last year.

Total kharif oilseeds production in the country during 2021-22 is estimated at 23.39 million tonnes which is higher by 2.96 million tonnes than the average oilseeds production of 20.42 million tonnes.

Sown Area – *Kharif* Oilseeds, India 2021-22

In the latest official Kharif oilseeds planting report by the Ministry of Agriculture, the total coverage area under Kharif oilseeds is reported at 193.95 lakh hectares, an decrease by 1.27% from 196.45. lakh ha in the corresponding period of last year. Of the major oilseeds, soybean sowing is reported up by 0.47% at 121.77 lha compared to 121.20 lha during the corresponding period of last year, groundnut at 49.14 lha vs 50.98 lha, sesamum 13.31 lha vs 13.99 lha, castor seed at 6.96 lha vs 7.34 lha and niger at 1.13 lha vs 1.57 lha, during the same period last year. We feel country's final area under oilseeds to be above normal by 5-7% this season

As on 17th September

	Normal Area	2019-20	2020-21	% Change
Groundnut	41.7	50.98	49.14	-3.60%
Soybean	112.88	121.20	121.77	0.47%
Sunflower	1.42	1.23	1.51	23.20%
Sesamum	13.13	13.99	13.31	-4.91%
Niger	1.95	1.57	1.13	-28.06%
Castor	8.95	7.34	6.96	-5.13%
Total Oilseeds	180.03	196.45	193.95	-1.27%

Area in Lakh Hectares

Source- GOI

Sown Area – *Rabi* Oilseeds, India 2020-21

In the latest official rabi oilseeds planting report, by the Ministry of Agriculture, the total coverage area under rabi oilseeds is reported at 83.60 lakh hectares, up 5% from 79.37 lakh ha in the corresponding period of last year. Of the major oilseeds, rapeseed-mustard sowing is reported up by 7% at 73.89 lha compared to 68.84 lha during the corresponding period of last year. Groundnut at 4.57 lha vs 4.65 lha, safflower at 0.58 lha vs 0.63 lha, sunflower at 1.01 lha vs 1.02 lha, sesamum 0.44 lha vs 0.56 lha, linseed at 2.90 lha vs 3.34 lha and other 0.21 lha vs 0.33 lha during the same period last year.

Area in Lakh Hectares

Crop	Normal Area (5 Year Avg.)	As on 22 Jan. 2021	As on 22 Jan. 2020	% Change
Rapeseed/Mustard	59.44	73.89	68.84	7.3
Groundnut	7.28	4.57	4.65	-1.7
Safflower	1.18	0.58	0.63	-7.9
Sunflower	2.41	1.01	1.02	-1.0
Sesamum	0.00*	0.44	0.56	-21.4
Linseed	2.75	2.90	3.34	-13.2
Others	0.13	0.21	0.33	-36.4
Total Oilseeds	73.19	83.60	79.37	5.3

Source: MoA, GOI

Disclaimer

The information and opinions contained in the document have been compiled from sources believed to be reliable. The company does not warrant its accuracy, completeness and correctness. Use of data and information contained in this report is at your own risk. This document is not, and should not be construed as, an offer to sell or solicitation to buy any commodities. This document may not be reproduced, distributed or published, in whole or in part, by any recipient hereof for any purpose without prior permission from the Company. IASL and its affiliates and/or their officers, directors and employees may have positions in any commodities mentioned in this document (or in any related investment) and may from time to time add to or dispose of any such commodities (or investment). Please see the detailed disclaimer at <http://www.agriwatch.com/Disclaimer.asp>
 © 2021 Indian Agribusiness Systems Pvt Ltd.