

Oil Seed Weekly Research Report

Contents

- ❖ Executive Summary
- ❖ Outlook – Cash Market
- ❖ AW Oilseeds Index
- ❖ International Highlights
- ❖ Planted Area
- ❖ Soybean – Domestic & International
- ❖ Soy meal
- ❖ Technical Analysis - Soybean
- ❖ Rapeseed - Mustard
- ❖ RM Seed Supply, Rajasthan
- ❖ Technical Analysis – RM Seed
- ❖ Annexure – Prices etc.

Executive Summary

The weekly average domestic soybean prices traded lower on concern over GM soymeal import date. Additionally, soymeal prices too went down tracking weakness in soybean prices.. However, Mustard went down on stock limit by Rajasthan government. However, tight inventory in the country, and bullish global dynamics still underpinning the price in long term.

Week ending 5th Dec, CBOT January soybeans witnessed gain of 1.16% to \$ 12.67 a bushel for the week ended 4th Nov. March futures too increased by 0.65% to \$ 12.71.

The average weekly price of soybean at Indore plant declined by 2.43% to Rs. 6,456 a quintal, compared to Rs.6,617 a week ago. The market made a low of 6,250 and high of 6,700 during the week. Prices went down on concern over extension of import deadline for GM soymeal. despite rebound on tight arrival closed 2.43% lower at Rs.6,700 per quintal

Rapeseed Mustard weekly average price remained elevated and went down by 3.9% to Rs.8,200/Qtl this week as compared to Rs 8,529/Qtl last week, In Sri Ganganagar, the weekly average prices of rapeseed oilcake too went down by 3.60% to Rs 3,241/Qtl from previous week at Rs. 3,362/qtl.

According to Solvent extractor association of india, India's October'2021 soymeal exports declined by 88% to 14,538 metric tonnes compared to 120,290 metric tonnes in the same period last year. Further, the soymeal shipments too declined by 60% to 176,126 metric tonnes in aggregate, during the months (April-Oct.) of financial year 2020-21 compared to 438,205 metric tonnes during the corresponding period last year.

Additionally, Export of oilmeals for the month of October'2021 provisionally reported at 157,467 tons compared to 318,706 tons in 2020 i.e. down by 51%. The overall export of oilmeals during April – October 2021 is reported at 14,33,231 tons compared to 161,9222 tons i.e. down by 11%.

Further, India's exports for rapeseed meal during April-Oct'2021 was down 10% at 658,230 metric tonnes compared to 729,799 metric tonnes during the same period previous marketing season.

The export of rapeseed meal in October'21 is reported at 52,875 metric tonnes against last year 101,909 metric tonnes during the same period i.e. down by 48%.

Outlook – Cash Market

Outlook - Soybean (Spot, Nagpur): The soybean prices is expected to trade with firm bias amid tight arrival in mandis. The prices (Nagpur, Plant basis) are expected to feature range bound movement in the price band of 6500 – 6,900 level.

Outlook – Soy meal:

Soymeal prices are likely to trade with firm bias followed by strength in soybean prices. The soy meal prices (Indore) are likely to feature range-bound movement between Rs. 53,000 – 60,000 /MT.

Outlook - Rapeseed-Mustard (Spot, Jaipur basis): Rapeseed-mustard is expected to feature firm tone in near term amid low availability in mandis, firm demand and bullish global cues. The seed prices are likely to witness the price levels between 8,000 –8,600/Qtl. in short-run.

International Highlights

- ❖ Week ending 5th Dec, CBOT January soybeans witnessed gain of 1.16% to \$ 12.67 a bushel for the week ended 4th Nov. March futures too increased by 0.65% to \$ 12.71.
- ❖ As on 2nd December, according to Buenos Aires Grains Exchange, Argentina soybean sowing progress stood at 46.3%. This compares with 48.2% same period last year and 52.5% five-year average.
- ❖ According to Ag Rural, Brazilian soybeans sowing progress stood at 90% compared to 87% same period last year and 86% average.
- ❖ Dry weather condition amid La Nina conditions in south Brazil and Argentina may affect early-planted crops with some yield loss concerns.
- ❖ According to National Oilseed Processors Association (NOPA), United States crushed 184 million bu. of soybeans in October'21, 0.7% below last year.
- ❖ US soybean harvesting is almost completed and estimated production is pegged at 120.42 MMT.
- ❖ According to USDA Nov'21 report, Soy production estimate for India is raised 0.9 million tons to 11.9 million tonnes, US soy production estimate is lowered to 120.42 MMT Vs 121.05 MMT, Argentina's production estimate is lowered 1.5 million tons to 49.5 million on a lower harvested area, Brazil soy production is estimated unchanged at 144 MMT. Global 2021/22 soybean production estimate is reduced 1.1 million tons to 384.0 million tonnes.
- ❖ According to National Association of Grain Exporters (ANEC) Brazil's soy export in Nov'21 stood at 2.28 million MT compared with 0.7 million MT in the same month last year
- ❖ As per USDA forecasts, China is set to import record soybean, triggered by herd recovery in 2021 and 2022. Additionally, improved crush margin will also support soy import. USDA estimates China's 2021-22 soybean imports at 101 MMT, compared to S&P Global Platts' projection of 110 MMT.
- ❖ According to data released from the General Administration of Customs, China brought in 775,331 tonnes of U.S. soybeans in October, down 77% from 3.4 million tonnes a year earlier.
- ❖ USDA has projected China's 100 MMT soy import in 2021-22 Vs 99.7 MMT in 2020-21.
- ❖ According to USDA Nov'21 report ,the global 2021/22 soybean production estimate decreased to 384.01 million tonnes vs 385.13 million tonnes in the previous month report by USDA. World 2021/22 soymeal production is estimated slightly down at 258.51 million tonnes vs 258.13 million tonnes in its previous estimate.
- ❖ In the Nov'21 report, the USDA has kept India's 2021/22 rapeseed production estimates unchanged at 8.5 million tonnes compared to previous month. However, Canada rapeseed production estimate unchanged for 2021/22 at 13.0 MMT vs 14 MMT previous month and 19.48 MMT in 2020-21.
- ❖ Falling Canadian canola production leading to global tight supply and reduced Canadian supply has increased demand for Australian canola.

- ❖ Further, EU Rapeseed 2021/22 production estimates increased to 17.10 million tonnes million tonnes vs 16.2 MMT last year and for China, the estimates remain unchanged to 14.00 million tonnes.
- ❖ The global 2021/22 rapeseed production estimate decreased to 67.50 million tonnes vs 72.66 million tonnes in 2020-21.
- ❖ Stats Canada has estimated Canada canola production at 12.8 MMT about 2 MMT less than Aug21 estimates.

Soybean

This week, soybean prices witnessed loss on concern over GM soymeal extension date, However, soybean prices rebounded on tight arrival and are likely to trade firm on tight arrival as farmers are willing to hold more soy produce in anticipation of higher prices.

The average weekly price of soybean at Indore plant declined by 2.43% to Rs. 6,456 a quintal, compared to Rs.6,617 a week ago. The market made a low of 6,250 and high of 6,700 during the week. Prices went down on concern over extension of import deadline for GM soymeal. despite rebound on tight arrival closed 2.43% lower at Rs.6,700 per quintal.

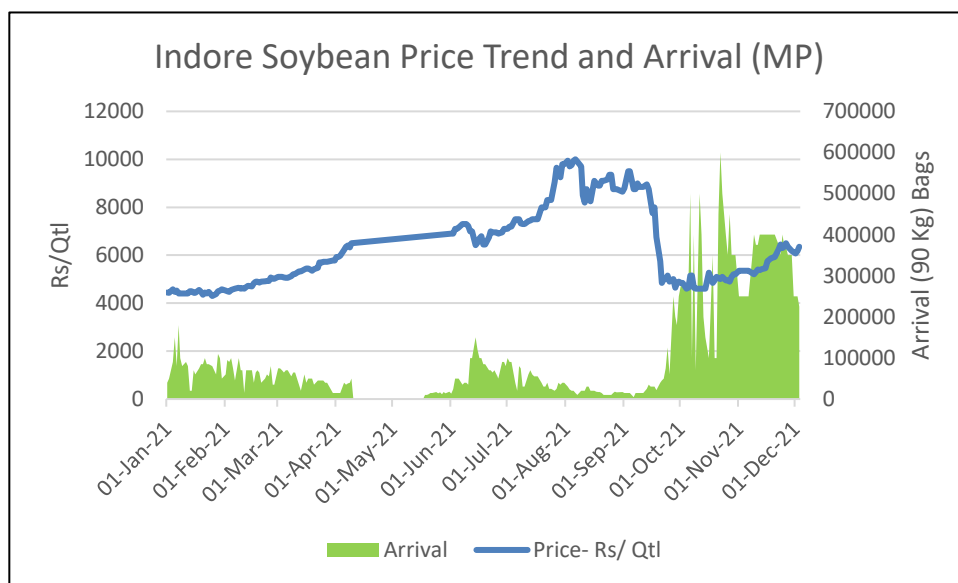
This week, the average daily arrivals in Madhya

Pradesh stood at 2.32 Lakh bags vs 3.70 Lakh bags last week. In Maharashtra average daily arrival stood at 2.78 lakh bags Vs 2.02 lakh bags last week and in Rajasthan the average daily arrivals stood at 26,666 bags vs 38,333 bags previous week.

Poultry Breeders' Association has requested the government to extend the import deadline from 31st January to 31st March 2022, in order to be able to import the balance quantity from the 12-lakh tonne quota. However, Soybean Processors Association of India has strongly opposed extension of deadline for GM soymeal import, citing comfortable demand and supply situation in the country as domestic soybean production has increased by 15%. This year 5-6 lakh tonnes of soymeal have been already imported.

As per sources, farmers are willing to hold more soybean anticipating higher prices in the future. As a result, sale to soy processors remained low. October crush total was 37% below last year's, according to SOPA and is expected to remain below normal in November.

Government of India had directed state governments to impose stock limits on edible oils and oilseeds till 31st March 2022 to check prices. The stock limit of all edible oils and oilseeds were to be decided by the respective state government/Union territories administration on the basis of available stock and consumption pattern. Exceptions shall be provided for exporters and importers. Implementing this, Rajasthan government has imposed stock limit on oil seeds and edible oils on 26th Nov 2021 effective immediately, till 31st March 2022. Stock limit for Mustard seed, Toria, Taramira and Rayda for wholesalers is 2000 Qtl and that for retail traders is 100 Qtl. However, there is no stock limit on soybean in Rajasthan yet.



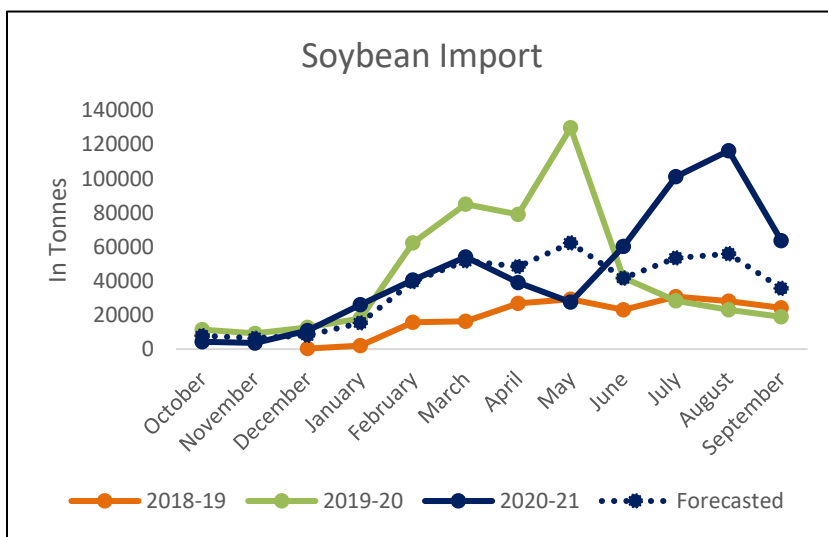
Uttar Pradesh had notified a stock limit order on October 12, 2021 on edible oil and oilseeds in the state. The limits for retailer are 10 quintals to 250 quintals. Limits for wholesalers stand at 50 quintals to 500 quintals. Telangana governments laid out stock limits for retailer are up to 100 quintals, stock limits for wholesalers are at 370 quintals to 5500 quintals and for manufactures and producers one month's production capacity or 3 years production average per month, whichever is higher. Other states may also impose stock limits going ahead.

As per 1st advance estimates released by the Department of Agriculture and Farmers Welfare, the estimated production of soybean during 2021-22 is 127.20 lakh tons vs 128.97 lakh tons last year.

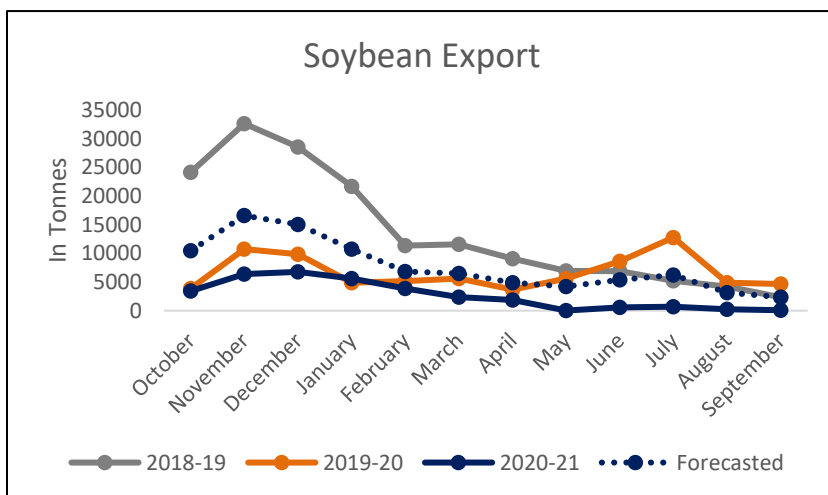
In Madhya Pradesh, in Nov'21 average daily soybean arrival stood at 3.53 lakh Bags Vs 3.14 lakh Bags previous month. In Maharashtra, Nov'21 average daily soybean arrival stood at 2.78 lakh Bags Vs 2.14 lakh Bags previous month.

Agriwatch has estimated India's 2021/22 soybean output estimate to 12 million tonnes, vs 10.45million tonnes in 2020/21.

According to department of commerce, India's soybean import decreased in the month of September 2021 by 45% to 63,612.49 tonnes compared to 116384.93 tonnes during previous month. Further, the soybean imports were up by 235% in September'2021 compared to the same period last year. Of the total exported quantity, around 19,519.57 tonnes exported by Mozambique, Malawi 17,762.66 tonnes, Tanzania 11,639.32 tonnes



According to Solvent Extractors Association (SEA), India's October edible oil imports fell 14.5 percent y-o-y to 10.46 lakh tons from 12.24 lakh tons in October 2020. Soy oil imports fell 22.02 percent in October y-o-y to 2.16 lakh tons from 2.77 lakh tons in October 2020. For the current oil year 2020-21 (Nov 2020 -October 2021), soy oil imports witnessed a fall to 28.65 lakh tons compared to 33.84 lakh tons in corresponding period last oil year, lower by 15.33 percent.



The major buyers are as follows: Agrawal, Neemuch, Shanti Overseas, Living Food, Goyal Protein, Bansal-Bhopal, Vippy-Dewas, ABIS, Sneha, Ruchi Soya, Shalimar Katol, Vippy Dewas, Dhanuka Neemuch, Avi Agri Ujjain, M.S. Neemuch, RH Seoni, Prakash, Kriti Dewas, Mahakali, Prestige Dewas, Itarsi Oil, Sanwaria Itarsi, MS Solvex Neemuch, MS Soya Pachore, during the week.

Outlook: Domestic soybean prices are likely to rebound and trade with firm bias amid firm demand by millers and stockists and tight arrival as compared to previous week.

International:

Week ending 5th Dec, CBOT January soybeans witnessed gain of 1.16% to \$ 12.67 a bushel for the week ended 4th Nov. March futures too increased by 0.65% to \$ 12.71.

As on 2nd December, according to Buenos Aires Grains Exchange, Argentina soybean sowing progress stood at 46.3%. This compares with 48.2% same period last year and 52.5% five-year average.

According to Ag Rural, Brazilian soybeans sowing progress stood at 90% compared to 87% same period last year and 86% average.

Dry weather condition amid La Nina conditions in south Brazil and Argentina may affect early-planted crops with some yield loss concerns.

According to National Oilseed Processors Association (NOPA), United States crushed 184 million bu. of soybeans in October'21, 0.7% below last year.

US soybean harvesting is almost completed and estimated production is pegged at 120.42 MMT.

According to USDA Nov'21 report, Soy production estimate for India is raised 0.9 million tons to 11.9 million tonnes, US soy production estimate is lowered to 120.42 MMT Vs 121.05 MMT, Argentina's production estimate is lowered 1.5 million tons to 49.5 million on a lower harvested area, Brazil soy production is estimated unchanged at 144 MMT. Global 2021/22 soybean production estimate is reduced 1.1 million tons to 384.0 million tonnes.

According to National Association of Grain Exporters (ANEC) Brazil's soy export in Nov'21 stood at 2.28 million MT compared with 0.7 million MT in the same month last year

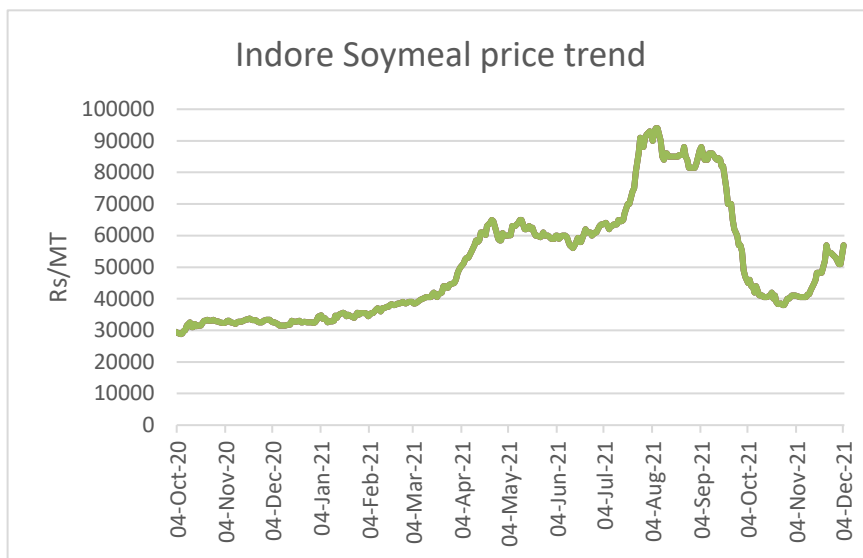
As per USDA forecasts, China is set to import record soybean, triggered by herd recovery in 2021 and 2022. Additionally, improved crush margin will also support soy import. USDA estimates China's 2021-22 soybean imports at 101 MMT, compared to S&P Global Platts' projection of 110 MMT.

According to data released from the General Administration of Customs, China brought in 775,331 tonnes of U.S. soybeans in October, down 77% from 3.4 million tonnes a year earlier.

Soymeal

This week Indore weekly average soymeal price went down by 2.6% as compared to previous week amid concern over extension of deadline for GM soymeal imports and weakness in soybean price.

The weekly average prices of soymeal at Indore declined 2.6% to Rs 53,000 /MT and was quoted between Rs 51,000 – 57,000/MT throughout the week. This compares with previous week's average of Rs 54,416/MT and range of Rs 52,000 – 57,000/MT. Soymeal prices remained weak amid concern over extension of deadline for GM soymeal imports and weakness in soybean price.



Weekly average prices at various centers also closed down compared to last week prices. At Latur, the weekly average soymeal prices decreased by 1.3% to Rs. 58,916/MT compared to Rs. 59,666 /MT a week ago, in Nanded it was quoted 2.5% down at Rs. 57,750/MT compared to Rs. 59,250 /MT a week ago. In Kota the meal prices went down by 2.1% to Rs. 56,766/MT compared to Rs. 58,000/MT previous week.

As per sources, farmers are willing to hold more soybean anticipating higher prices in the future. As a result, sale to soy processors remained low. October crush total was 37% below last year's, according to SOPA and is expected to remain below normal in November.

According to USDA November'21 report, world 2021/22 soymeal production is estimated higher at 258.51 million tonnes vs 248.13 million tonnes against last year record. India's 2021-22 soymeal production pegged at 5.06 MMT vs 4.90 MMT in 2020-21.

According to Solvent extractor association of india, India's October'2021 soymeal exports declined by 88% to 14,538 metric tonnes compared to 120,290 metric tonnes in the same period last year. Further, the soymeal shipments too declined by 60% to 176,126 metric tonnes in aggregate, during the months (April-Oct.) of financial year 2020-21 compared to 438,205 metric tonnes during the corresponding period last year.

Additionally, Export of oilmeals for the month of October'2021 provisionally reported at 157,467 tons compared to 318,706 tons in 2020 i.e. down by 51%. The overall export of oilmeals during April – October 2021 is reported at 14,33231 tons compared to 161,9222 tons i.e. down by 11%.

Outlook: Soybean meal prices are expected to continue trade firm tracking firmness in soybean price and tight crushing.

Previous updates:

According to USDA quarterly stock report U.S. Farmers produced more soybeans, hold more stocks, the quarterly grain stocks were pegged at 256 million bushels vs. the avg. trade estimate of 174 million. The 2020-21 soybean production is pegged at 4.21 billion bushels vs. the trade's expectation of 4.13 billion bushels vs USDA's previous estimate of 4.13 billion bushels.

According to Solvent extractor association of india, India's September'2021 soymeal exports declined by 91% to 5,831 metric tonnes compared to 68,576 metric tonnes in the same period last year. Further, the soymeal shipments too declined by 49% to 161,588 metric tonnes in aggregate, during the months (April-Sept.) of financial year 2020-21 compared to 317,915 metric tonnes during the corresponding period last year.

Additionally, Export of oilmeals for the month of September'2021 provisionally reported at 183,625 tons compared to 287,247 tons in 2020 i.e. down by 36%. The overall export of oilmeals during April – September 2021 is reported at 1,275,764 tons compared to 1,300,516 tons i.e. down by 2%.

As on 15th September'21, According to the data released by NOPA, US crushed increased in Aug'21 by 2.38% to 158.84 million bushels (4.32 MMT) of soybeans in Aug'21 vs last month 155.15 million bushels (4.22 MMT). However, it has declined by 3.79% YoY.

CONAB has raised Brazil's 2020/21 soybean crop estimate to 135.98 million tonnes in August vs 135.91 million tonnes in July forecast and 124.845 million tonnes in 2019/20. The country's August 2020/21 soybean exports estimates decreased to 83.42 million tons vs 86.69 million tons in July forecast and 83 million tons in 2019/20.

In the September'21 report, the USDA has raised US 2021/22 soybean estimates at 119.03 million tonnes compared to previous month 118.08 million tonnes . It has kept the Brazil's 2021/22 soybean production unchanged to 144 million tonnes compared to previous month.

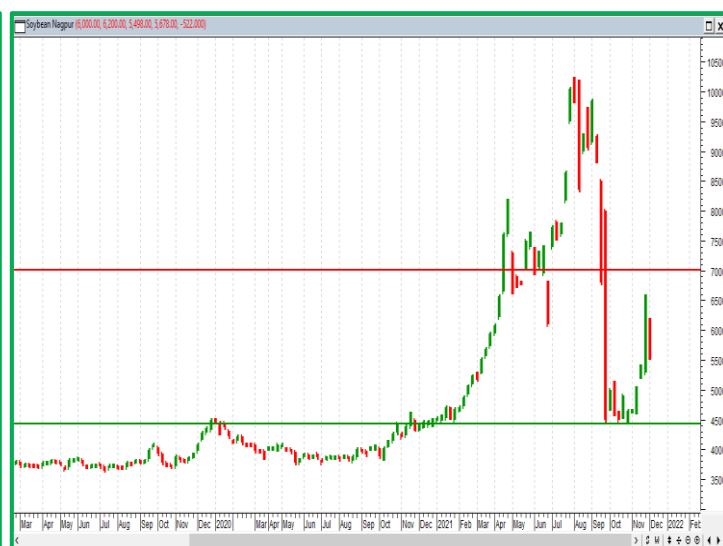
Besides, India soybean 2021/22 production estimates kept unchanged to 11.2 million tonnes. while Argentina's soybean estimate kept unchanged to 52 million tonnes from previous month.

The global 2021/22 soybean production estimate increased to 384.42 million tonnes vs 383.63 million tonnes in the previous month report by USDA. World 2021/22 soymeal production is estimated slightly down at 258.45 million tonnes vs 258.68 million tonnes in its previous estimate.

Technical Analysis:

NCDEX Soybean Futures – December Contract

Soybean Spot, Nagpur



Support & Resistance NCDEX Soybean – December contract

S1	S2	PCP	R1	R2
6500	6200	6621	6900	7200

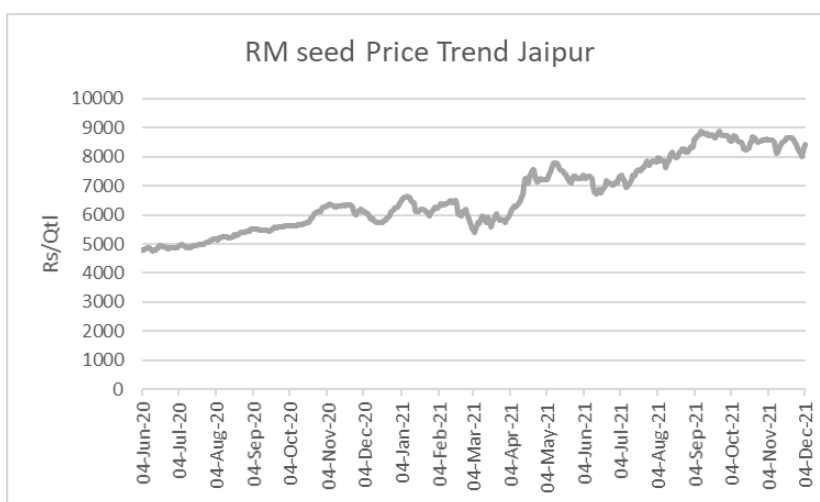
- This week soybean closed lowers on sellers pressure.
- Prices closed above 9 day and 18-day EMA, indicating firm tone in near term.
- RSI and stochastic indicating firm momentum.
- MACD Crossover indicating firm momentum.
- Trade Recommendation (NCDEX Soybean – Dec) Month: Buy below 6500 Levels: T1 – 6700; T2- 6850, SL - 6450

Rapeseed - Mustard Seed

This week RM seed prices remained elevated and went slightly down by 3.9% on stocklimit by Rajasthan government. However, supply still remains short on demand and global dynamics still remains bullish and underpinning the price in near term.

Rapeseed Mustard weekly average price remained elevated and went down by 3.9% to Rs.8,200/Qtl this week as compared to Rs 8,529/Qtl last week, In Sri Ganganagar, the weekly average prices of rapeseed oilcake too went down by 3.60% to Rs 3,241/Qtl from previous week at Rs. 3,362/qtl.

This week in Rajasthan, mustard arrival stood at 73,333 lakh bags as compared to previous week at 62,500 lakh bags.



AW has revised India's 2021/22 rapeseed-mustard production up to 8.54 million tonnes from 8.0 million tonnes estimated in its previous forecast and it is up 18% from 7.21 million tonnes estimated last season.

The Government estimation of mustard crop is high at 10.4 MT. The COOIT has estimated mustard production at 8.90 MT.

According to GOI, as on 26th Nov, All India Mustard sowing is up by 29.4% at 66.42 Lakh Ha compared with 51.33 Lakh Ha last year.

According to Department of agriculture, Rajasthan, as on 03rd Dec, Rapeseed Mustard sowing is up by 41% and stood at 33.38 lakh hectare vs 23.72 lakh hectare last year same period.

Rajasthan govt. has imposed stock limit on oil seeds and edible oils on 26th Nov'21 till 31st march 22. Stock limit for Mustard seed, Toria, Taramira and Rayda for whole sellers is 2000 Qtl and retail trader oilseed storage limit pegged at 100 Qtl.

Rapeseed Mustard sowing progress		As on 26th nov'21		
	Normal area	2021-22	2020-21	% Change
Rajasthan	25.51	32.47	22.88	41.5%
Madhya Pradesh	6.91	9.44	5.82	62.2%
Uttar Pradesh	6.95	7.51	7.55	-0.5%
Haryana	5.63	7.33	5.92	23.8%
Assam	2.89	2.15	1.68	28.0%
Gujarat	1.96	2.35	1.75	34.3%
West Bengal	5.50	1.90	2.05	-7.3%
Jharkhand	2.60	0.94	1.22	-28.0%
Chattisgarh	0.44	0.54	0.53	1.9%
Odisha	0.08	0.32	0.44	-27.3%
Jammu And Kashmir	0.48	0.21	0.19	10.5%
Uttarakhand	0.15	0.15	0.14	7.1%
Bihar	0.82	0.49	0.53	-7.5%
Nagaland	0.28	0.08	0.20	-66.0%
Sikkim	0.03	0.03	0.03	0.0%
Arunachal Pradesh	0.28	0.03	0.03	0.0%
Total	61.55	66.42	51.33	29.4%

Data source-GOI

Area in Lakh ha

Mustard sowing expected to end with 18-20% increase in acreage, farmers are opting mustard over other crops amid lucrative prices.

According to Solvent extractors association of India, the export of rapeseed meal in September'21 is reported at 62,725 metric tonnes against last year 140,830 metric tonnes during the same period i.e. down by 55%,

International

USDA in its latest report cut canola export by 9.5% to 5.7 MMT as compared to 10.58 MMT previous year, ending stocks reduced by 14.3%.

In the November'21 USDA report, Canada rapeseed production remain unchanged at 13 million tonnes compared to previous month Vs 19.48 MMT last year. Mustard prices likely to underpinned by, firm demand, declining stock and arrival, and strength in CME canola futures due to lower production due to prolonged heatwave in Canada which resulted in lower production.

According to Solvent extractors association of india, India's exports for rapeseed meal during April-Oct'2021 was down 10% at 658,230 metric tonnes compared to 729,799 metric tonnes during the same period previous marketing season.

The export of rapeseed meal in October'21 is reported at 52,875 metric tonnes against last year 101,909 metric tonnes during the same period i.e. down by 48%,

According to Solvent Extractor Association of India, Rapeseed (canola) oil import stood at 12,437 lakh tons imports in Aug compared to 20,801 lakh tons in last year for same period.

Canada canola production is down by 31% as compared to five-year average, yield down by 32%. However, area stood 1% up as compared to five-year average. Canola importers may switch to other countries such as Ukraine, Australia, for substitutes amid lower production. There will be very little canola left for export in Canada.

Previous Updates

Australian canola prices surge to record high after farmers switched from barley to canola. Australian farmers increased canola production and exports and cut back on barley output and export since china banned import of barley from Australia in 2020.

In the Nov'21 report, the USDA has kept India's 2020/21 rapeseed production estimates unchanged at 8.5 million tonnes compared to previous month. However, Canada 2021/22 rapeseed production estimate unchanged at 13.0 MMT vs 14 MMT previous month and 19.48 MMT in 2020-21.

Further, EU Rapeseed 2021/22 production estimates increased to 17.10 million tonnes million tonnes vs 16.28 MMT last month and for China, the estimates remain unchanged to 14.00 million tonnes.

The global 2021/22 rapeseed production estimate decreased to 67.50 million tonnes vs 72.66 million tonnes in 2020-21.

India's exports for rapeseed meal during April-July 2021 was up 10% at 479,572 metric tonnes compared to 436,480 metric tonnes during the same period previous marketing season.

The export of rapeseed meal in July'21 is reported at 94,765 metric tonnes against last year 148,170 metric tonnes during the same period i.e. lower by 36%, However 14% down as compared to June21.

India imported 1033.06 tons rapeseed (Canola) oil in Apr 2021 v/s 506.00 tons imports in Apr 2020. While, for the period of April2020-March2021 imports rose to 42,720.05 tons compared to 54,426.39 tons in last oil year.

Higher palm oil imports by India has always hit the domestic mustard oil demand and the rapeseed-mustard crush margins.

The MSP for rapeseed-mustard has been increased in line with the recommendations of Swaminathan Commission to Rs. 4,650 per quintal for marketing season 2021-22 from Rs. 4,425 per quintal in 2020-21 an increase of Rs. 225 a quintal.

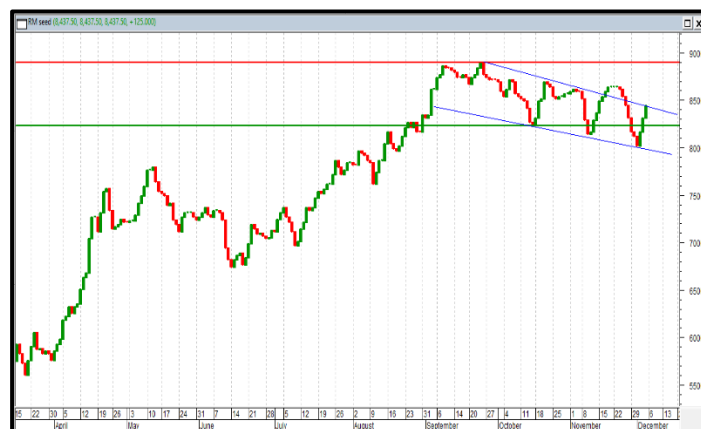
Outlook: RM Seed is expected to remain elevated above Rs 8,000/Qtl as market has gained due to short supply and good mustard oil demand, and bullish global cues.

Technical Analysis:

NCDEX RM Seed Futures

SEBI has banned new position and launch of new contract in mustard futures till further order

RM Seed Spot, Jaipur



Support & Resistance NCDEX RM Seed – Nov contract				
S1	S2	PCP	R1	R2
-	-	-	-	-

*Note: Daily Chart

Annexure

Oilseed Prices at Key Spot Markets:

Commodity / Centre	Prices (Rs/Qtl)				Change
Soybean	04-Dec-21		29-Nov-21		
	Low	High	Low	High	
Indore –Plant	6600	6800	6400	6600	200
Indore–Mandi	6300	6600	6000	6350	250
Nagpur-Plant	6700	6855	6500	6700	155
Nagpur – Mandi	4800	6555	5800	6200	355
Latur – Mandi	Closed	Closed	5955	6700	-
Akola – Mandi	Closed	Closed	5800	6855	-
Kota-Plant	6600	6950	6650	6750	200
Kota – Mandi	6400	6700	6100	6400	300
Bundi-Plant	6550	6750	6500	6650	100
Bundi-Mandi	6450	6650	6400	6550	100
Baran-Plant	6300	6750	6400	6700	50
Baran-Mandi	6200	6550	6300	6500	50
Bhawani Mandi Jhalawar–Plant	6200	6400	6100	6300	100
Jhalwar-Mandi	Closed	Closed	5700	6200	-
Rapeseed/Mustard					
Jaipur-(Condition)	8425	8450	8150	8175	275
Alwar-(Condition)	7950	8050	7950	8000	50
Sri Ganganagar-(Non-Condition)	7600	7700	7400	7450	250
New Delhi–(Condition)	8100	8200	8000	8100	100
Kota-(Condition)	7500	7800	7200	7500	300
Agra-(Condition)	8571	8667	8190	8381	286
Neewai-(Condition)	7700	8000	7400	7750	250

Hapur (UP)-(Condition)	8100	8200	7850	7900	300
Groundnut Seed					
Rajkot	944	944	932	932	12
Sunflower Seed					
Gulbarga	Closed	Closed	4800	5800	-
Latur	Closed	Closed	6400	6500	-
Sholapur	Closed	Closed	6400	6500	-
Soybean Prices are in INR/ctl. (1 bag=90 kg). Mandi prices – Loose, Mustard Seed Prices are in INR/qt (1 bag=85 kg) C – Condition (42%), *Groundnut seed in Rs/20 kg, Sunflower Seed in Rs/ctl.					

MSP of Rabi Oilseeds for Marketing Season 2021-22- GOI

Sl. No	Crops	MSP for Rabi 2021-22	MSP for Rabi 2020-21	Increase in MSP (Absolute)
1	Rapeseed-mustard	4,650	4,425	225
2	Safflower	5,327	5,215	112

The Cabinet Committee on Economic Affairs (CCEA) chaired by the Hon'ble Prime Minister Shri Narendra Modi has approved the increase in the Minimum Support Prices (MSPs) for all mandated Rabi crops for marketing season 2021-22.

Government has increased the MSP of Rabi crops for marketing season 2021-22, to ensure remunerative prices to the growers for their produce. This increase in MSP is in line with the recommendations of Swaminathan Commission.

Among the Rabi oilseeds the MSP for rapeseed-mustard has been increased to Rs. 4,650 per quintal for marketing season 2021-22 from Rs. 4,425 per quintal in 2020-21 an increase of Rs. 225 a quintal.

The MSP of safflower to Rs. 5,327 a quintal from earlier Rs. 5,215 per quintal an increase of Rs 112 per quintal.

MSP of Kharif Oilseeds for Marketing Season 2021-22 - GOI

Sl. No	Crops	MSP for Kharif 2021-22	MSP for Kharif 2020-21	Increase in MSP (Absolute)
1	Groundnut	5550	5275	275
2	Sunflower seed	6015	5885	130
3	Soybean (yellow)	3950	3880	70
4	Sesamum	7307	6855	452
5	Nigerseed	6930	6695	235

The Cabinet Committee on Economic Affairs (CCEA) chaired by the Hon'ble Prime Minister Shri Narendra Modi has approved the increase in the Minimum Support Prices (MSPs) for all mandated Kharif crops for marketing season 2021-22.

Government has increased the MSP of Kharif crops for marketing season 2020-21, to ensure remunerative prices to the growers for their produce.

Among the Kharif oilseeds the MSP for groundnut has been increased to Rs. 5500 per quintal for marketing season 2020-21 from Rs.5275 per quintal in 2019-20 an increase of Rs.275 a quintal.

The MSP of sunflower to Rs. 6015 a quintal from earlier Rs. 5885 per quintal an increase of Rs 130 per quintal, Soybean-yellow to Rs. 3950 a quintal to Rs. 3880 per quintal last season, an increase of Rs. 70 a quintal, Sesamum to Rs. 7307 a quintal from 6855 earlier, an increase of Rs. 452 a quintal and the MSP of Nigerseed have been increased to Rs. 6930 a quintal from Rs. 6695 a quintal earlier, increase of Rs 235 per quintal.

Among all the Kharif crops, the highest increase in MSP is proposed for sesamum (Rs 452 per quintal) followed by Tur (Rs 300 per quintal) and Urad (Rs 300 per quintal). The differential remuneration is aimed at encouraging crop diversification.

India's Oilseeds Production Seen at 361.0 Lakh Tonnes vs 365.7 Lakh Tonnes in 4th Adv Est. for 2020-21- GOI

The 4th Advance Estimates of production of oilseeds for 2020-21 have been released by the Department of Agriculture, Cooperation and Farmers Welfare on 11th Aug, 2021. The assessment of production of different crops is based on the feedback received from States and validated with information available from other sources.

The revised estimated production of major Oilseeds during 2020-21 is as under:

Total Oilseeds production in the country during 2020-21 is estimated at record 36.10 million tonnes which is higher by 2.88 million tonnes than the production during 2019-20. Further, the production of oilseeds during 2020-21 is higher by 5.56 million tonnes than the average oilseeds production of 30.55 million tonnes.

- Groundnut – 102.1 lakh tonnes vs 99.52 lakh tonnes in 2019-20.
- Castorseed – 17.76 lakh tonnes vs 18.42 lakh tonnes
- Sesamum – 8.12 lakh tonnes vs 6.58 lakh tonnes
- Nigerseed – 0.41 lakh tonnes vs 0.41 lakh tonnes (No difference)
- Soybean – 129 lakh tonnes vs 112.26 lakh tonnes
- Sunflower – 2.24 lakh tonnes vs 2.13 lakh tonnes
- Rapeseed-mustard – 10.11 lakh tonnes vs 91.24 lakh tonnes
- Linseed – 1.40 lakh tonnes vs 1.21 lakh tonnes
- Safflower – 0.34 lakh tonnes vs 0.44 lakh tonnes.

The 1st Advance Estimates of production of soybean and groundnut for 2021-22 have been released by the Department of Agriculture, Cooperation and Farmers Welfare on 21st September, 2021. The assessment of production of different crops is based on the feedback received from States and validated with information available from other sources.

- Groundnut – 8.25 million tonnes vs 8.55 million tons last year.
- Soyabean – 12.72 million tonnes vs 11.2 million tons last year.

Total kharif oilseeds production in the country during 2021-22 is estimated at 23.39 million tonnes which is higher by 2.96 million tonnes than the average oilseeds production of 20.42 million tonnes.

Sown Area – *Kharif* Oilseeds, India 2021-22

In the latest official Kharif oilseeds planting report by the Ministry of Agriculture, the total coverage area under Kharif oilseeds is reported at 193.95 lakh hectares, an decrease by 1.27% from 196.45. lakh ha in the corresponding period of last year. Of the major oilseeds, soybean sowing is reported up by 0.47% at 121.77 lha compared to 121.20 lha during the corresponding period of last year, groundnut at 49.14 lha vs 50.98 lha, sesamum 13.31 lha vs 13.99 lha, castor seed at 6.96 lha vs 7.34 lha and niger at 1.13 lha vs 1.57 lha, during the same period last year. We feel country's final area under oilseeds to be above normal by 5-7% this season

As on 17th September

	Normal Area	2019-20	2020-21	% Change
Groundnut	41.7	50.98	49.14	-3.60%
Soybean	112.88	121.20	121.77	0.47%
Sunflower	1.42	1.23	1.51	23.20%
Sesamum	13.13	13.99	13.31	-4.91%
Niger	1.95	1.57	1.13	-28.06%
Castor	8.95	7.34	6.96	-5.13%
Total Oilseeds	180.03	196.45	193.95	-1.27%

Area in Lakh Hectares

Source- GOI

Sown Area – *Rabi* Oilseeds, India 2021-22

In the latest official rabi oilseeds planting report, by the Ministry of Agriculture, the total coverage area under rabi oilseeds is reported at 59.63 lakh hectares, up 25% from 47.87 lakh ha in the corresponding period of last year. Of the major oilseeds, rapeseed-mustard sowing is reported up by 24% at 56.28 lha compared to 45.37 lha during the corresponding period of last year. Groundnut at 1.6 lha vs 0.99 lha, safflower at 0.22 lha vs 0.15 lha, sunflower at 0.61 lha vs 0.34 lha, sesamum 0.05 lha vs 0.03 lha, linseed at 0.78 lha vs 0.09 lha and other 0.1 lha vs 0.09 lha during the same period last year.

Area in Lakh Hectares

Crop	Normal Area (5 Year Avg.)	As on 11th Nov 2021	As on 11th Nov. 2020	% Change
Rapeseed/Mustard	61.55	56.28	45.37	24%
Groundnut	7.05	1.6	0.99	62%
Safflower	0.9	0.22	0.15	47%
Sunflower	1.86	0.61	0.34	79%
Sesamum	3.35	0.05	0.03	67%
Linseed	2.53	0.78	0.9	-13%
Others	0.12	0.1	0.09	11%
Total Oilseeds	77.38	59.63	47.87	25%

Source: MoA, GOI

Disclaimer

The information and opinions contained in the document have been compiled from sources believed to be reliable. The company does not warrant its accuracy, completeness and correctness. Use of data and information contained in this report is at your own risk. This document is not, and should not be construed as, an offer to sell or solicitation to buy any commodities. This document may not be reproduced, distributed or published, in whole or in part, by any recipient hereof for any purpose without prior permission from the Company. IASL and its affiliates and/or their officers, directors and employees may have positions in any commodities mentioned in this document (or in any related investment) and may from time to time add to or dispose of any such commodities (or investment). Please see the detailed disclaimer at <http://www.agriwatch.com/Disclaimer.asp>

© 2021 Indian Agribusiness Systems Pvt Ltd.