

Oil Seed Weekly Research Report

Contents

- ❖ Executive Summary
- ❖ Outlook – Cash Market
- ❖ Soybean – Domestic & International
- ❖ Soy meal
- ❖ Technical Analysis - Soybean
- ❖ Rapeseed - Mustard
- ❖ RM Seed Supply, Rajasthan
- ❖ Technical Analysis – RM Seed
- ❖ Annexure – Prices etc.

Executive Summary

The weekly average domestic soybean prices continued gains this week too on the back of bullish CBOT soybean. Soybean prices at Indore plant went up and increased by 4.55% compared to a week ago.

Indore weekly average soymeal prices too went up and witnessed gains in tandem with bullish soybean prices.

RM seed prices continued weakness and went down by 1.1%, and is expected to correct further on new crop arrivals. And stock limit by the government is likely to keep RM seed prices under pressure.

RM seed arrivals went up by 45% to 22 lakh bags in Rajasthan and all India arrivals went up by 32% to 42 lakh bags.

According to GOI, as on 04th Feb, All India Mustard sowing is up by 25.3% as compared to previous year. This season, Rapeseed/Mustard remained top choice of the farmers who hope the lucrative prices will continue in the new season.

CBOT soybean too continued gains on tight supply in global markets and bullish crude oil prices.

According to Solvent extractor association of india, India's January'2022 soymeal exports declined by 81% to 52,771 metric tonne compared to 2,83,167 metric tonne in the same period last year.

Overall Oilseed complex likely to remain bullish due to supply concerns, as India imports 90% of its sunflower from Russia and Ukraine where conflict is going on. 85% of soy oil imported from Argentina and Brazil where weather concerns have resulted into production cut. And almost all palm oil demand are met from Indonesia and Malasiya where less production coupled with export restriction by government are underpinning prices. Additionally, higher crude oil prices is also pushing edible oil prices.

Outlook – Cash Market

Outlook - Soybean (Spot, Nagpur): The soybean prices are expected to trade range bound with firm bias on the back of CBOT soybean. The prices (Indore, Plant basis) are expected to feature range bound movement in the price band of 7,000 – 7,700 level in the near term.

Outlook – Soy meal:

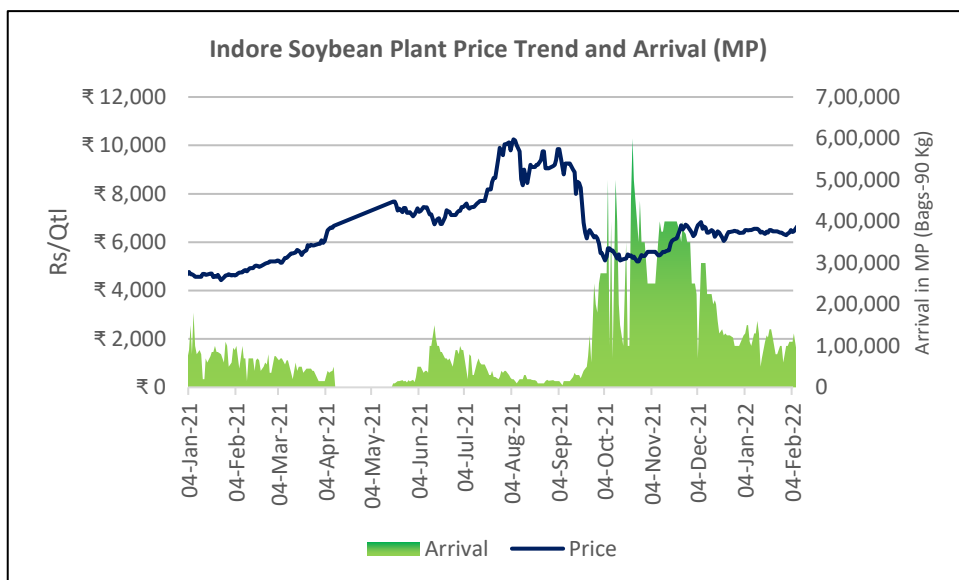
Soymeal prices are likely to trade range bound with firm bias in tandem with soybean prices. The soy meal prices (Indore) are likely to feature range-bound movement between Rs. 57,000 – 62,000 /MT.

Outlook - Rapeseed-Mustard (Spot, Jaipur basis): Rapeseed-mustard is expected trade range bound with weak bias amid new crop arrivals. The seed prices are likely to trade in the range between 6,700 – 7,200/Qtl. in the short-run.

Soybean

This week, soybean Indore plant weekly average prices continued gains on the back of bullish CBOT soybean, record high crude oil and supply concerns in major edible oil imported in India.

The average weekly price of soybean at Indore plant went up by 4.55% to Rs. 7,650 a quintal, compared to Rs. 7,317 a week ago. The market made a low of 7,050 and high of 7,600 during the week. CBOT went up by 5.41% which underpinned domestic soybean prices too. Given the higher soyoil and soymeal prices, soybean crush margins have also improved which may push crushing. However, soymeal export demand still remains weak.

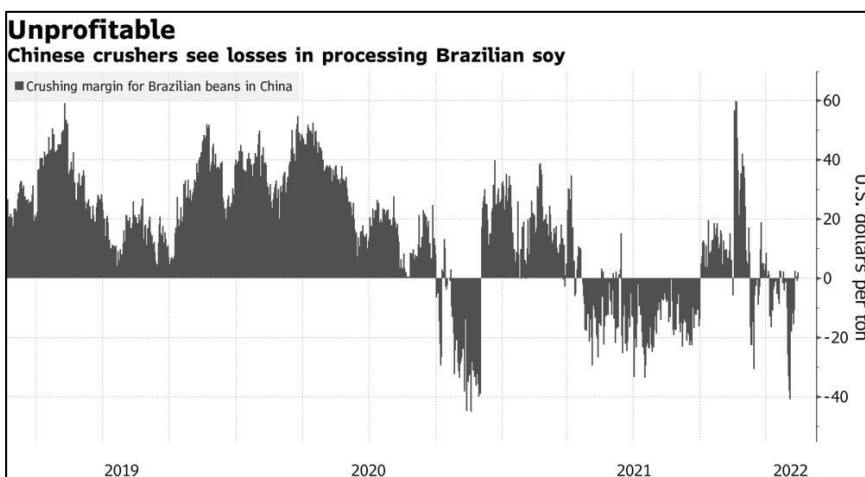


This week, the total arrivals in MP stood at 5.3 Lakh bags vs 6.15 Lakh bags last week. In Maharashtra arrivals stood at 5.35 lakh bags Vs 7.1 lakh bags last week and in Rajasthan the arrivals stood at 0.63 lakh bags vs 0.9 lakh bags previous week.

USA is mulling reducing their biofuel blending mandate in order to check surging soybean and soy oil prices.

Impact of the Russia- Ukraine conflict on soybean- According to USDA, Russia is estimated to import 2.1 MMT in 2021-22 which is 1.29% of the global soybean import, Russia usually imports soybean from Brazil, Argentina and Paraguay. However higher domestic soybean prices as compared to competing countries is a major concern.

Additionally, bullish crude oil prices which is hovering above \$110/barrel, pushing soy oil prices even higher on supply concern and geopolitical crisis. Domestic soy



Source: Bloomberg

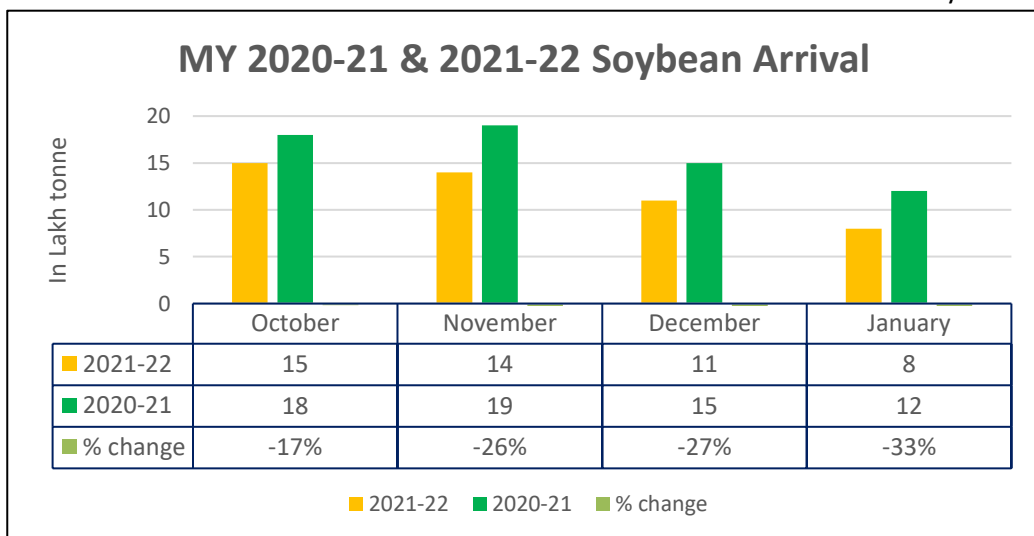
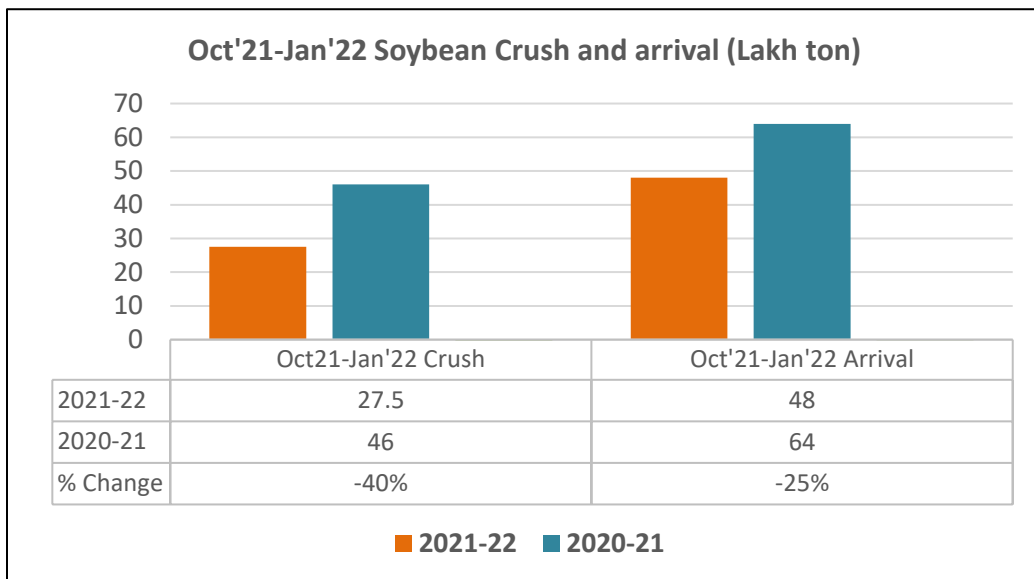
bean prices too went up on the back of bullish crude oil and CBOT soybean.

As per sources, negative soy crush margin in China compelling them to look for alternative option for hog feed.

- According to SOPA, Oct'21-Jan'22 soy crush down by 40% at 27.5 lakh tonnes as compared to 46 lakh tonne previous year same period, while arrival too remained low by 25% at 48 lakh tonnes as compared to 64 lakh tonne previous year same period. Low domestic and export soymeal demand and lower crush margin has resulted into crushing being low. Additionally, farmers are holding more soybean in anticipation of higher prices in future as a result of which the arrival remained lower till Jan'22. Out of 100 lakhs tonne soybeans available for soy crush this season, 27.5 lakh tonnes have been crushed till Jan'22, it is estimated that 72.5 lakh tonnes left for crushing for rest of current season.

Despite higher production in MY 2021-22, soy arrivals remained low in the first four months of this

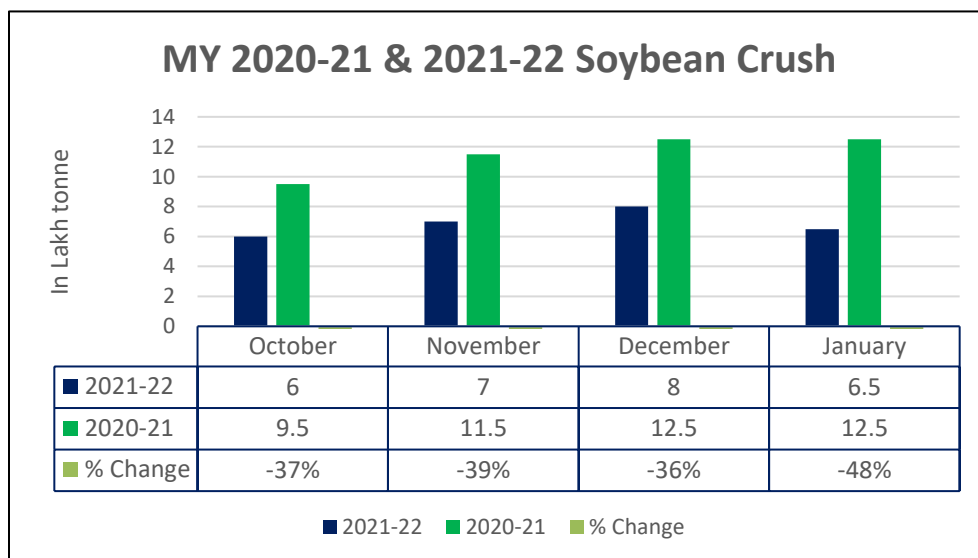
season. In Jan'22, arrivals remained low by 33% at 8 lakh tonnes as compared to previous year same period at 12



Monday, March 07, 2022

lakh tonnes. Given the squeeze in crush margins and low soymeal export demand, soybean crush too remained lower in Jan'22 by 48% at 6.5 as compared to previous year at 12.5 lakh tonnes and kept soy prices sluggish in Jan. As Crushing has been lower in first four months of this season, if soymeal demand in rest of eight months doesn't revive and crushing doesn't pick up, carry out stock is expected to be higher than previous year.

According to data from Department of Commerce, India's soybean import decreased in the month of Dec 2021 to 4,416 tonnes compared to 16,239 tonnes during previous month. The imports were too lower compared to 10,938 MT during Dec 2020. And India's soybean export decreased in the month of December 2021 to 4,329



tonnes compared to 6,763 tonnes during same month previous year. We expect Soybean export in Jan'22 4000-5000 tonnes and import at 3000-5000 tonnes.

On 03rd of Feb22, Department of Food and Public Distribution has issued a stock limit notification on oilseed and edible oil rolling over earlier stock limit which was issued on 8th oct'21 and was expected to expire on 31st march'22. In its recent notification Govt. has imposed stock limit on edible oil and oil seed with specified quantities till 30th June22. However, six states, Uttar Pradesh, Karnataka, Himachal Pradesh, Telangana, Rajasthan and Bihar are exempted from the quantities specified, as they have already imposed stock limit. And few exceptions have been given to importer and exporter.

Stock limit by Department of Food and Public Distribution, As on 3rd February, 2022					
Name of Essential Commodity	Retail	Wholesale	Bulk consumers (Big chain retailers shops)		Processor
			Retail outlets	Depot	
Edible Oil	30 Qtl	500 Qtl	30 Qtl	1000 Qtl	90 days of storage capacity
Edible Oilseeds	100 Quintals	2000 Quintals	-----		90 days production of edible oils, as per daily input production capacity

As soybean arrivals have been lower, there will be minimal impact on soybean prices due to stock limit. However, RM seed may remain under pressure due to stock limit, as record crop in the market has commenced.

Monday, March 07, 2022

Solvent Extractors Association (SEA) reported India's Soy oil imports in Jan'22 down by 0.3% m-o-m to 3.91 lakh tons as compared to 3.92 lakh tons in Jan'21. Additionally, soy oil import in Jan'22 went up by 341% as compared to previous month. The import of soybean oil is up due to decline in domestic crushing triggered by low soymeal demand and tight crush margin.

As per 2nd Advance Estimates, released by the Department of Agriculture and Farmers Welfare, the estimated production of soybean during 2021-22 is 131.16 lakh tonne vs 128.97 lakh tonne last year.

Agriwatch has estimated India's 2021/22 soybean output estimate to 12 million tonnes, vs 10.45million tonnes in 2020/21.

International:

CBOT March soybeans went up amid Russia Ukraine conflict and weekly closing went up by 5.41% to \$ 16.76 a bushel for the week ended 05th March. May futures too increased by 4.80% to \$ 16.60 a bushel. Weather concerns in South America and record high crude oil prices kept CBOT soybean at a nine month high.

AgRural has slashed its previously estimated Brazil soybean production by 3.4 MMT. Earlier it was estimated to all-time record of 133.4 MMT but it has now been reduced to 130 MMT. Dry weather condition prevailing in Argentina and Brazil has adversely affected soy yield. Brazil's 2021-22 soybean harvesting has reached to 44% as compared to 25% last year.

CONAB in its Feb'22 estimates, slashed Brazil 2021-22 soybean production by 15 MMT to 125.47 MMT.

According to USDA February'22 report, 2021-22 US soy production kept unchanged at 120.70 MMT as compared to previous month while last year it was 114.74 MMT.

However, Argentina's 2021-22 soy production slashed by 1.5 MMT to 45 MMT as compared to previous month at 46.5MMT while last year it was 46.20 MMT, Brazil soy production too slashed by 5 MMT to 134 MMT as compared to previous month at 139 MMT while last year it was 138 MMT. Dry weather conditions in south America has resulted in production cut.

USDA in its Feb'22 estimates, China's 2021-22 soybean import slashed by 3 MMT at 97 MMT as compared to previous months estimates and previous year at 99.7 MMT. Oct'21 to Dec'21 soybean import is down by 13%. The pace of soybean processing has slowed since October 2021 as margins are squeezed and crushers have been hampered by high input costs and low feed demand.

According to National Association of Grain Exporters (ANEC), Brazil's soy export in Jan'22 stood at 2.4 MMT compared with 0.51 MMT in the same month last year.

Monday, March 07, 2022

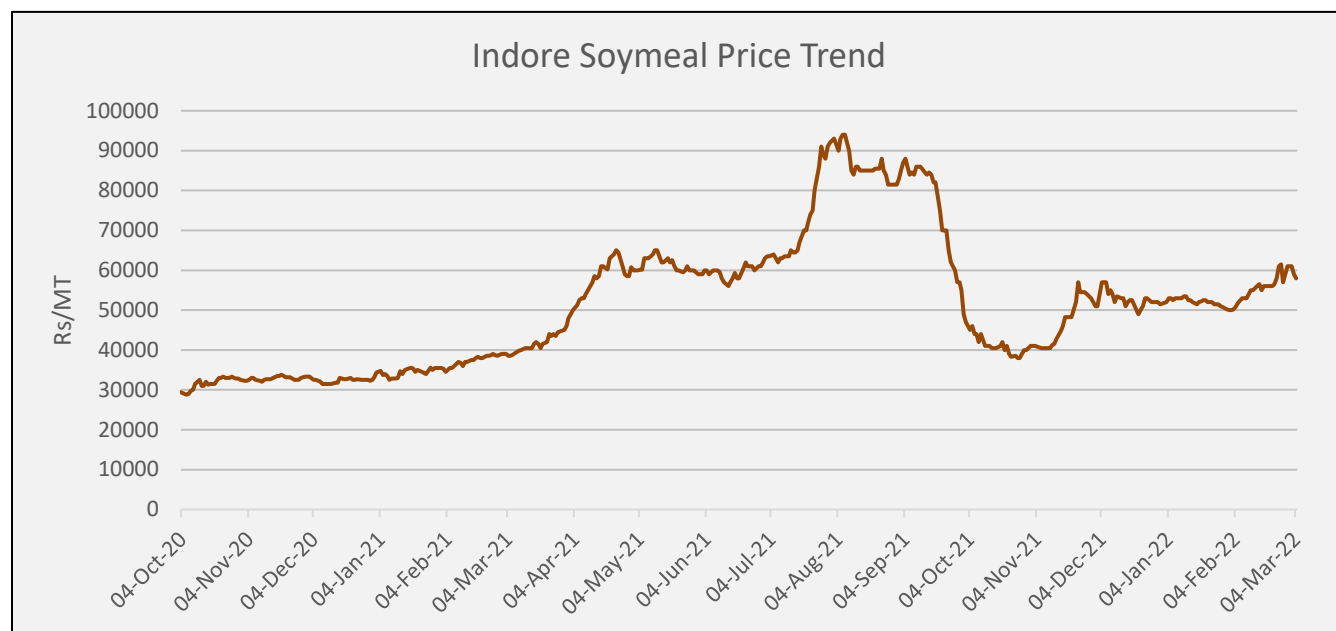
According to sources, China's multiple soybeans crushing plants shut down because of soybean shortage. According to Xinhua news agency, China can reduce its soybean demand by 30MMT by promoting alternate feed options.

As on 24th Feb, according to Buenos Aires Grain Exchange (BAGE), 24% soy crop is in excellent to good condition Vs 31% previous week, 48% soy crop is in fair condition Vs 46% previous week and 28% soy crop is in poor/very poor condition Vs 23% previous week. However the poor conditions earlier had impacted the soy crop condition and resulted in production cut by 1.5 MMT to 45 MMT according to USDA in its Feb'22 estimates.

Outlook: Soybean prices likely to continue trading rangebound with firm bias amid strength in oilseed complex. Bullish CBOT soybean which is trading at nine month high and record crude oil prices underpinning domestic prices in near term. We expect prices of soybean at Indore plant to trade in the range of Rs.7,000/Qtl to Rs 7,700/Qtl in near term.

Soymeal

This week Indore weekly average soymeal prices continued gains as compared to previous week followed by bullish movement in soybean prices.



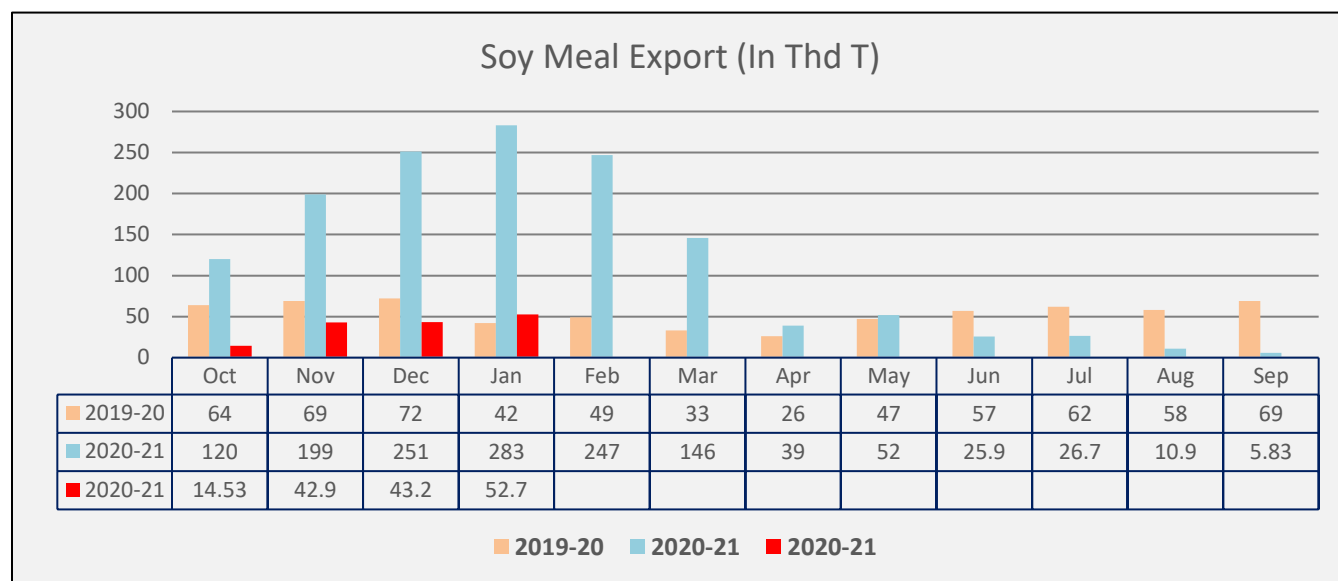
The weekly average prices of soymeal at Indore increased by 1.8% to Rs 59,200 /MT and was quoted between Rs 57,000 – 61,000/MT throughout the week. This compares with previous week's average of Rs 58,167/MT and range of Rs 56,000– 61,500/MT.

At Latur, the weekly average went up by 8.42% to Rs. 66,500/MT compared to Rs. 61,333/MT a week ago, in Nanded too it went up by 5.7% to Rs. 63,800/MT compared to Rs. 60,350/MT a week ago. In Kota the meal prices were up to Rs. 63,400/MT compared to Rs. 61,016/MT previous week.

Department of Consumer Affairs, Food and Public Distribution has imposed stock limit on soymeal till June 30, 2022. Soymeal millers, processors or plants are allowed to hold stocks only up to 90 days of production, the limits were imposed after amending the Essential Commodities Act of 1955 to include soymeal in the category. We think the stock limit on soymeal will have minimal impact as crushers store soymeal generally for 10-15 days. As per Agriwatch estimates, total production of soymeal in the country for MY 2021-22 is likely to be 80 lakh tonnes. Annual soymeal consumption stands between 60-65 lakh tonnes while 15-18 lakh tonnes soymeal is exported annually. So, demand and supply of soymeal in the country seems balanced.

Monday, March 07, 2022

Currently India is outpriced for soybean meal export in Feb'22, FAS Kandla average price is quoted at USD 800/MT, Argentina FOB soymeal USD 505/MT. SBM FAS kandla is still outpriced by USD 295. Usually, FAS Kandla trades slightly higher than other GM soymeal but difference between Indian soymeal and Argentina soymeal soared to \$743 in Aug'21 and USD 670 in Sept'21. India's Soymeal export is likely to remain weak for the next few months too due to non-competitive prices in global markets.



According to Solvent Extractors Association of India, India's January'2022 soymeal exports declined by 81% to 52,771 metric tonne compared to 2,83,167 metric tonne in the same period last year. Further, the soymeal shipments too declined by 73% to 3,15,108 metric tonne in aggregate, during the months (April-Jan.) of Financial Year 2021-22 compared to 11,71,369 metric tonne during the corresponding period last year. Export remained lower because of soybean crush margins in India are currently squeezed by pressure on meal prices. Additionally, lower crushing of soybean also pushing higher import of crude soybean oil in India. We expect lower soymeal export in January and February too as Indian soymeal prices are much higher as compared to Argentina and Brazil FOB prices.

Additionally, export of oilmeals for the month of Jan'2022 provisionally reported at 1,76,815 tonne compared to 5,01,552 tonne last year same period i.e. down by 65%. The overall export of oilmeals during April – Jan'2022 is reported at 19,43,888 tonne compared to 29,69,116 tonne i.e. down by 35%.

According to USDA Feb'22 report, India's 2021/22 soymeal production is estimated higher at 8 million tonnes vs 7.6 million tonnes last year while ending stock is estimated higher at 6.37 lakh tonnes vs 6.67 lakh tonne previous month while last year it was 3.82 lakh tonnes.

Outlook: Soybean meal prices are expected to continue trade range bound with firm bias in tandem with soybean prices in the range of 57,000-62,000/ MT despite tight crushing and weak export demand due to incometitive prices in global markets.

Technical Analysis

(Based on Indore Mandi prices)

SOYBEAN – Technical Outlook

Soybean Indore Spot -Weekly time frame

Technical Chart:



Technical Commentary:

- This week soybean prices at Indore mandi went up and closed at 7400 as compared to previous week closing at 7500, during the week, market made a low of 7050 and a high of 7600.
- Currently trading above 9-, 18- and 50-day moving average, indicating bullish momentum in near term.
- 61.8% Fibonacci level of the previous up move has emerged as a good support and 38.2% Fibonacci level emerged as near resistance.
- Immediate resistance is seen at 7600, and the next resistance is seen at 8600.

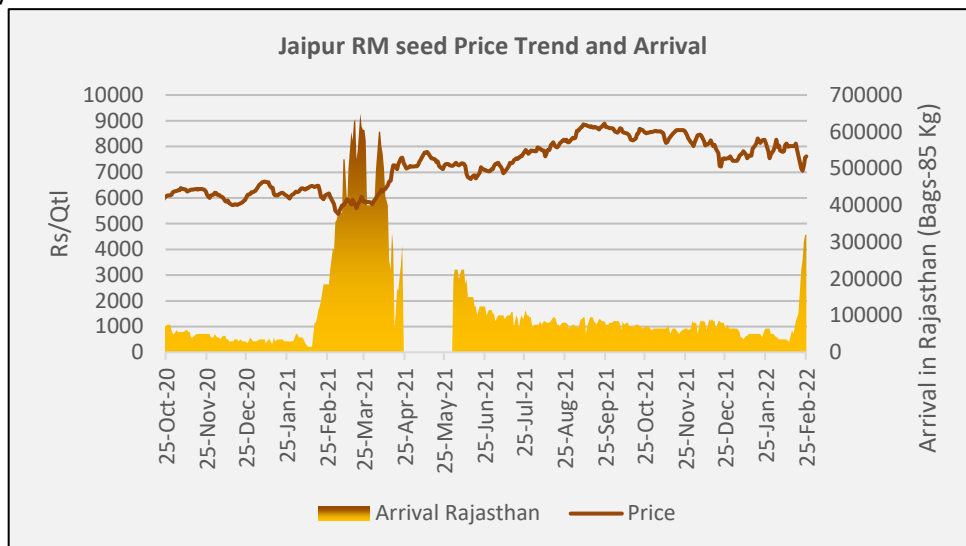
Recommendation-

Market participants are recommended to Buy near of 7200-7300 level and sell near resistance level of 7500-7600.

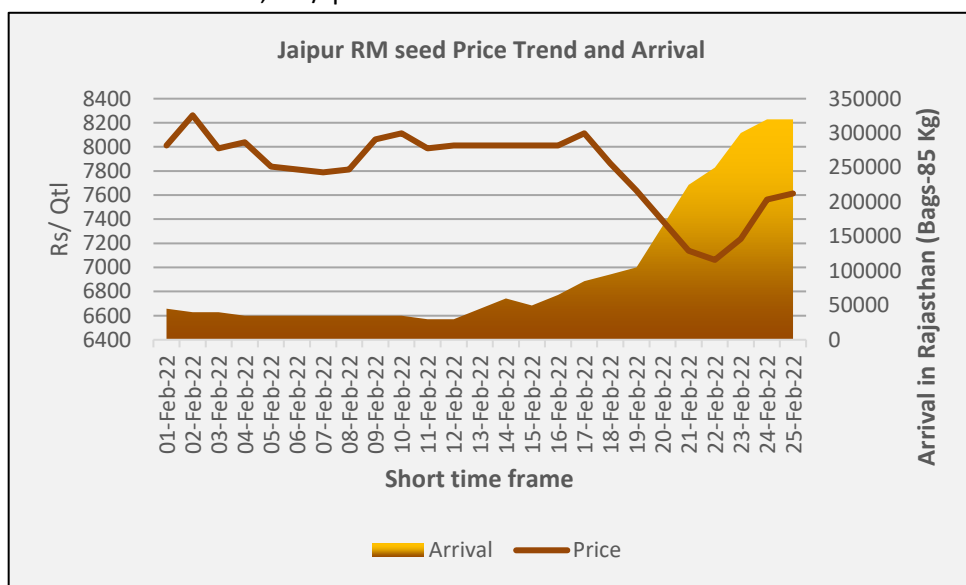
Rapeseed - Mustard Seed

This week RM seed Jaipur average prices remained sideways and witnessed mild loss amid new crop arrivals and record acreage in the country.

Rapeseed Mustard weekly average price remained sideways and went barely down by 1.1% to Rs.7,297/Qtl, as compared to Rs 7,375 /Qtl last week. The market made a low of 7,187 and high of 7,412 during the week. In Sri Ganganagar, the weekly average prices of rapeseed oilcake went down by 2.11% to Rs 2,927/Qtl from previous week at Rs. 2,990/qtl.



New crop arrivals have commenced in early sown regions. Eastern Rajasthan districts such as Alwar and Bharatpur are expected to witness new crop arrivals in first fortnight of March and peak arrivals is likely to be around mid-March. While western and north Rajasthan is likely to witness new crop arrivals from first week of March



and peak arrivals is likely to be around last week of March. In Uttar Pradesh, arrivals likely to pickup from last week of February while in Madhya Pradesh, arrival is likely to pick up from first week of March.

This week in Rajasthan, total mustard arrivals went up by 45% at 22 lakh bags as compared to previous week at 15.20 lakh bags. All India arrivals stood at 42 lakh bags vs 31.9 lakh bags previous week.

Mustard acreage for MY 2022-23 is markedly higher compared to previous years, driven by high realized prices during the previous

marketing year. The acreage under mustard seed is significantly higher compared to the previous year in all major states- Rajasthan, Uttar Pradesh, Madhya Pradesh, Haryana, West Bengal and Gujarat. As per Agriwatch estimates, the production is expected to be 10.71 million MT, which is all time high production. It is estimated that 102.5 lakh tonnes will be crushed, which would translate into 43.05 lakh tonnes oil and 59.45 lakh tonnes RM seed DOC production.

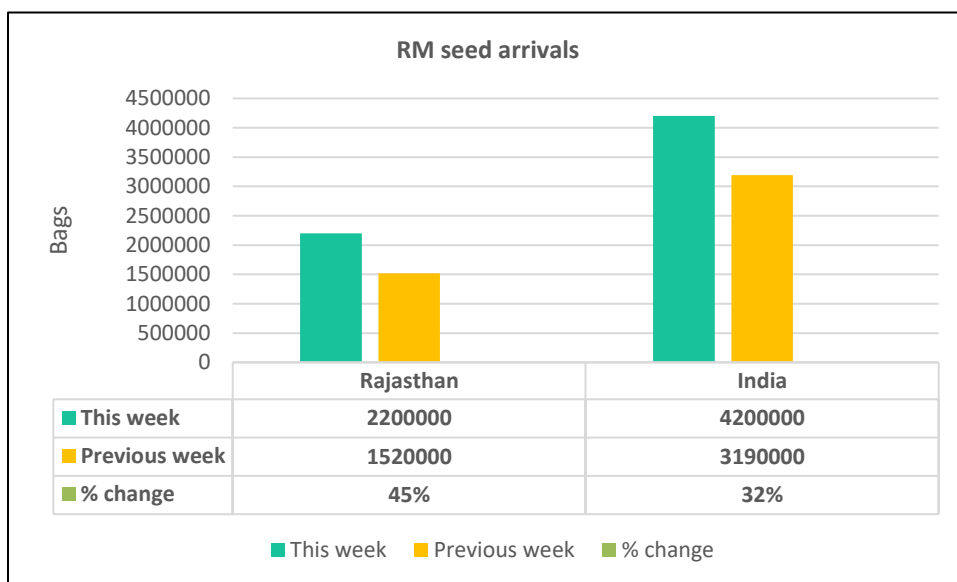
As per Agriwatch estimates, in 2022-2023 all India RM seed production at 107 lakh tonnes.

As per 2nd Advance Estimates, released by the Department of Agriculture and Farmers Welfare, the estimated production of RM seed during 2021-22 is 114.59 lakh tonne vs 102.1 lakh tonne last year.

According to GOI, as on 04th Feb'22, All India Mustard sowing is up by 25.3% at 91.63 Lakh Ha compared with 73.12 Lakh Ha last year.

According to Solvent Extractors Association of India, India's exports for rapeseed meal during April-Jan'2022 was down 26% at 7,29,757 metric tonne compared to 9,90,955 metric tonne during the same period previous marketing season.

The export of rapeseed meal in Jan'22 is reported at 16,164 metric tonne against 74,240 metric tonne during the last year same period i.e. down by 78%. Rapeseed



	As on 04th Feb'22			
	Normal area	2021-22	2020-21	% Change
Rajasthan	25.51	35.27	25.66	37.5%
Uttar Pradesh	6.95	14.17	12.33	14.9%
Madhya Pradesh	6.91	11.72	7.81	50.1%
Haryana	5.63	7.67	6.10	25.7%
West Bengal	5.50	6.09	5.85	4.1%
Gujarat	1.96	3.40	2.15	58.5%
Assam	2.89	3.20	3.16	1.0%
Jharkhand	2.60	4.05	4.31	-6.0%
Bihar	0.82	1.52	1.50	1.3%
Chattisgarh	0.44	1.41	1.40	1.1%
Odisha	0.08	1.11	1.05	5.8%
Jammu And Kashmir	0.48	0.31	0.29	7.7%
Arunachal Pradesh	0.28	0.28	0.28	0.0%
Uttarakhand	0.15	0.18	0.18	0.0%
Nagaland	0.28	0.24	0.26	-7.8%
Sikkim	0.03	0.03	0.03	0.0%
Total	61.55	91.63	73.12	25.3%
Data source-GOI		Area in Lakh ha		

meal export remained lower due to less availability of seeds for crushing.

According to Central Organization for Oil Industry and Trade (COOIT) production of the mustard to increase to a record 100-110 lakh tonnes this season

International

Global rapeseed production is revised upwards to 70.62 million metric tonnes (MMT) in USDA's February report from 69.27 MMT in previous report, whereas, on y-o-y comparison it is at downward compared to the 73.16 MMT last year. Global rapeseed oil production is also revised in latest report to 28.30 MMT compared to previous estimate of 27.87 MMT in January while, on y-o-y comparison it is lower compared to 29.16 MMT last year. Production is down for the year due to prolonged heat stress in Canada, whereas upward monthly revision in oil and oilseed is due to record production in India.

USDA in its Feb'22 report, estimated Canada canola production at 12.6 MMT Vs 19.48 MMT previous year, China at 14 MMT Vs 14 MMT last year, EU at 17.3 MMT Vs 16.28 MMT.

USDA in its Feb'22 report, canola exports from Canada are estimated down to 5.3 MMT Vs 10.51 MMT last year. Lower canola production in Canada has disrupted exports and major importers likely turn to Australia to offset displaced imports.

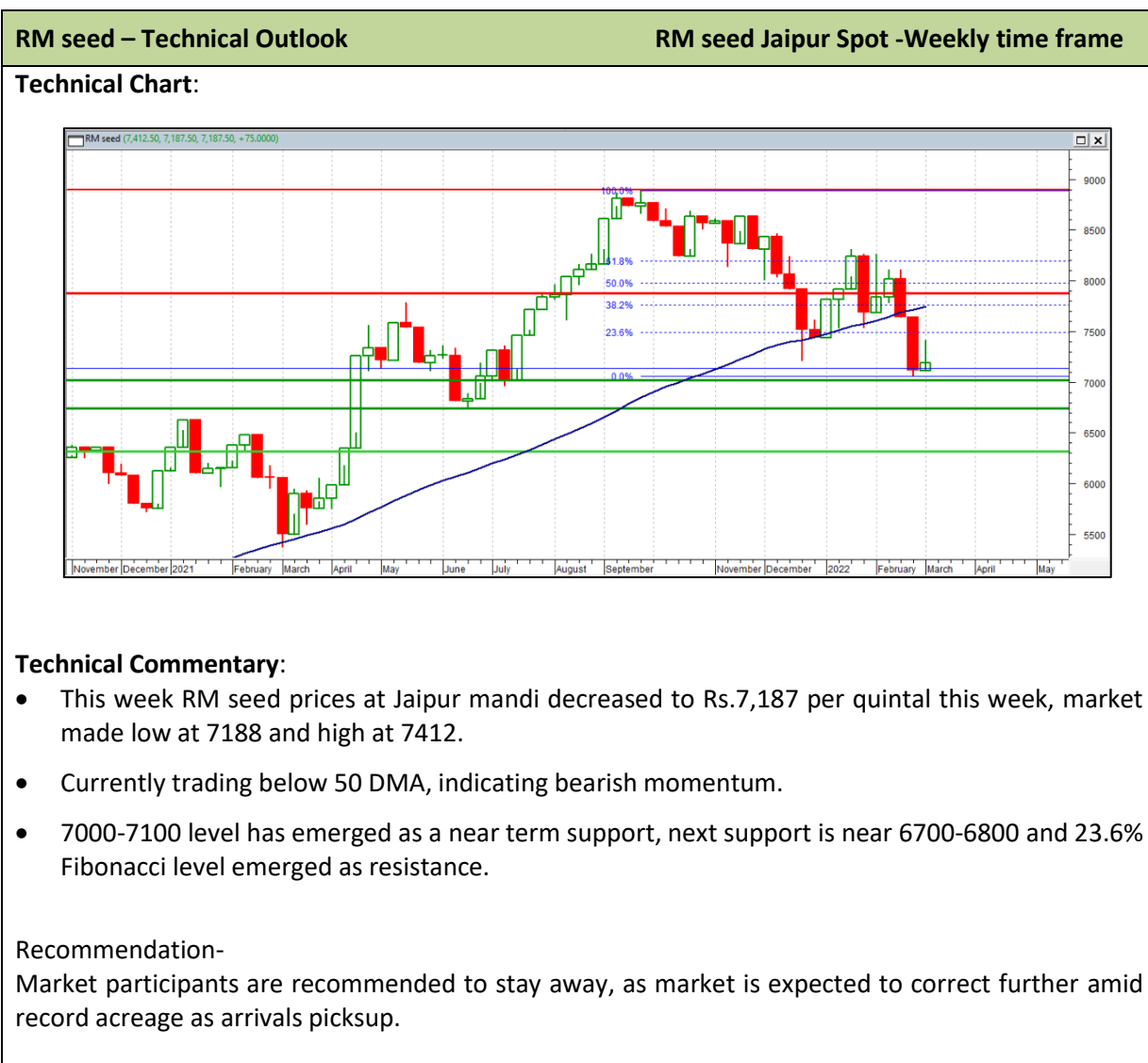
According to Agriculture and Agri-Food Canada's (AAFC) For 2021-22, canola supplies have tightened as compared to last year, declining 37% to 14.5 MMT, due to a 49% drop in carry-in stocks and 35% lower production following last summer's drought-reduced production in Canada.

Moreover, tight supplies and strong demand in Canada is underpinning the record high prices and canola processing is estimated down by 18% from last year to 8.5 Mt, by comparison exports are expected to fall by 49%, to 5.4 Mt, due to the tight supplies.

Ukraine and Russia, top producers and exporters of Sun oil to India may create supply crunch due to the ongoing conflict, as per sources as some vessels are stuck at ports. Additionally, bullish crude oil prices may underpin edible oil prices, as crude oil climb, there is push toward biofuel in which edible oil is used. India neither import RM seed nor RM seed oil in significant quantity. Supply crunch in oilseed complex may support RM seed prices on large time frame.

Technical Analysis

(Based on Jaipur Mandi prices)



Outlook: RM Seed is expected to trade range bound in the range of 6700-7200 with weak bias amid new crop arrivals.

Annexure

Oilseed Prices at Key Spot Markets:

Commodity / Centre	Prices (Rs/Qtl)				Change
Soybean	04-Mar-22		26-Feb-22		
	Low	High	Low	High	
Indore –Plant	7500	7600	7400	7500	100
Indore–Mandi	7300	7500	7000	7100	400
Nagpur-Plant	7200	7400	7300	7500	-100
Nagpur – Mandi	6800	7200	5820	7250	-50
Latur – Mandi	6700	7500	6500	7050	450
Akola – Mandi	6600	7100	5500	7250	-150
Kota-Plant	7500	7600	7200	7400	200
Kota – Mandi	7300	7400	7100	7200	200
Bundi-Plant	7300	7570	7200	7500	70
Bundi-Mandi	7000	7270	6800	7100	170
Baran-Plant	7400	7700	7500	7600	100
Baran-Mandi	6700	7600	6500	7500	100
Bhawani Mandi Jhalawar–Plant	7300	7745	7400	7600	145
Jhalwar-Mandi	6900	7475	7000	7500	-25
Rapeseed/Mustard					
Jaipur-(Condition)	7175	7200	7100	7125	75
Alwar-(Condition)	6750	6850	6700	6800	50
Sri Ganganagar-(Non-Condition)	6600	6700	6600	6650	50
New Delhi–(Condition)	7400	7500	7200	7300	200
Kota-(Condition)	6700	6900	6800	7000	-100
Agra-(Condition)	7143	7238	7048	7143	95
Neewai-(Condition)	6500	6700	6800	7000	-300
Hapur (UP)-(Condition)	6600	6700	6400	6500	200
Groundnut Seed					
Rajkot	1040	1040	960	960	80
Sunflower Seed					
Gulbarga	5000	5500	5000	5800	-300

Monday, March 07, 2022

Latur	7700	7900	6600	6700	1200
Sholapur	7700	7900	6600	6700	1200
Soybean Prices are in INR/qrtl. (1 bag=90 kg). Mandi prices – Loose, Mustard Seed Prices are in INR/qt (1 bag=85 kg) C – Condition (42%), *Groundnut seed in Rs/20 kg, Sunflower Seed in Rs/qrtl.					

MSP of Rabi Oilseeds for Marketing Season 2022-23- GOI

Sl. No	Crops	MSP for Rabi 2022-23	MSP for Rabi 2021-22	Increase in MSP (Absolute)
1	Rapeseed-mustard	5050	4,650	400
2	Safflower	5441	5,327	114

The Cabinet Committee on Economic Affairs (CCEA) chaired by the Hon'ble Prime Minister Shri Narendra Modi has approved the increase in the Minimum Support Prices (MSPs) for all mandated Rabi crops for marketing season 2022-23.

Government has increased the MSP of Rabi crops for marketing season 2022-23, to ensure remunerative prices to the growers for their produce. This increase in MSP is in line with the recommendations of Swaminathan Commission.

Among the Rabi oilseeds the MSP for rapeseed-mustard has been increased to Rs. 5,050 per quintal for marketing season 2022-23 from Rs. 4,650 per quintal in 2021-22 an increase of Rs. 400 a quintal.

The MSP of safflower to Rs. 5,441 a quintal from earlier Rs. 5,321 per quintal an increase of Rs 114 per quintal.

MSP of Kharif Oilseeds for Marketing Season 2021-22 - GOI

Sl. No	Crops	MSP for Kharif 2021-22	MSP for Kharif 2020-21	Increase in MSP (Absolute)
1	Groundnut	5550	5275	275
2	Sunflower seed	6015	5885	130
3	Soybean (yellow)	3950	3880	70
4	Sesamum	7307	6855	452
5	Nigerseed	6930	6695	235

The Cabinet Committee on Economic Affairs (CCEA) chaired by the Hon'ble Prime Minister Shri Narendra Modi has approved the increase in the Minimum Support Prices (MSPs) for all mandated Kharif crops for marketing season 2021-22.

Government has increased the MSP of Kharif crops for marketing season 2020-21, to ensure remunerative prices to the growers for their produce.

Among the Kharif oilseeds the MSP for groundnut has been increased to Rs. 5500 per quintal for marketing season 2020-21 from Rs.5275 per quintal in 2019-20 an increase of Rs.275 a quintal.

The MSP of sunflower to Rs. 6015 a quintal from earlier Rs. 5885 per quintal an increase of Rs 130 per quintal, Soybean-yellow to Rs. 3950 a quintal to Rs. 3880 per quintal last season, an increase of Rs. 70 a quintal, Sesamum to Rs. 7307 a quintal from 6855 earlier, an increase of Rs. 452 a quintal and the MSP of Nigerseed have been increased to Rs. 6930 a quintal from Rs. 6695 a quintal earlier, increase of Rs 235 per quintal.

Among all the Kharif crops, the highest increase in MSP is proposed for sesamum (Rs 452 per quintal) followed by Tur (Rs 300 per quintal) and Urad (Rs 300 per quintal). The differential remuneration is aimed at encouraging crop diversification.

India's soybean and Groundnut production seen higher in 1st Adv Est. for 2021-22-

The 1st Advance Estimates of production of soybean and groundnut for 2021-22 have been released by the Department of Agriculture, Cooperation and Farmers Welfare on 21st September, 2021. The assessment of production of different crops is based on the feedback received from States and validated with information available from other sources.

- Soyabean – 12.72 million tonnes vs 11.2 million tons last year.
- Groundnut – 8.25 million tonnes vs 8.55 million tons last year.

Total kharif oilseeds production in the country during 2021-22 is estimated at 23.39 million tonnes which is higher by 2.96 million tonnes than the average oilseeds production of 20.42 million tonnes.

India's Oilseeds Production Seen at 361.0 Lakh Tonnes vs 365.7 Lakh Tonnes in 4nd Adv Est. for 2020-21- GOI

The 4nd Advance Estimates of production of oilseeds for 2020-21 have been released by the Department of Agriculture, Cooperation and Farmers Welfare on 11th Aug, 2021. The assessment of production of different crops is based on the feedback received from States and validated with information available from other sources.

The revised estimated production of major Oilseeds during 2020-21 is as under:

Total Oilseeds production in the country during 2020-21 is estimated at record 36.10 million tonnes which is higher by 2.88 million tonnes than the production during 2019-20. Further, the production of oilseeds during 2020-21 is higher by 5.56 million tonnes than the average oilseeds production of 30.55 million tonnes.

- Groundnut – 102.1 lakh tonnes vs 99.52 lakh tonnes in 2019-20.
- Castorseed – 17.76 lakh tonnes vs 18.42 lakh tonnes
- Sesamum – 8.12 lakh tonnes vs 6.58 lakh tonnes
- Nigerseed – 0.41 lakh tonnes vs 0.41 lakh tonnes (No difference)
- Soybean – 129 lakh tonnes vs 112.26 lakh tonnes
- Sunflower – 2.24 lakh tonnes vs 2.13 lakh tonnes
- Rapeseed-mustard – 10.11 lakh tonnes vs 91.24 lakh tonnes
- Linseed – 1.40 lakh tonnes vs 1.21 lakh tonnes
- Safflower – 0.34 lakh tonnes vs 0.44 lakh tonnes.

Sown Area – Kharif Oilseeds, India 2021-22

In the latest official Kharif oilseeds planting report by the Ministry of Agriculture, the total coverage area under Kharif oilseeds is reported at 193.95 lakh hectares, an decrease by 1.27% from 196.45 lakh ha in the corresponding period of last year. Of the major oilseeds, soybean sowing is reported up by 0.47% at 121.77 lha compared to 121.20 lha during the corresponding period of last year, groundnut at 49.14 lha vs 50.98 lha, sesamum 13.31 lha vs 13.99 lha, castor seed at 6.96 lha vs 7.34 lha and niger at 1.13 lha vs 1.57 lha, during the same period last year. We feel country's final area under oilseeds to be above normal by 5-7% this season

As on 17th September'21

Area in Lakh Hectares

Source- GOI

	Normal Area	2019-20	2020-21	% Change
Groundnut	41.7	50.98	49.14	-3.60%
Soybean	112.88	121.2	121.77	0.47%
Sunflower	1.42	1.23	1.51	23.20%
Sesamum	13.13	13.99	13.31	-4.91%
Niger	1.95	1.57	1.13	-28.06%
Castor	8.95	7.34	6.96	-5.13%
Total Oilseeds	180.03	196.45	193.95	-1.27%

Sown Area – Rabi Oilseeds, India 2021-22

In the latest official rabi oilseeds planting report, by the Ministry of Agriculture, the total coverage area under rabi oilseeds is reported at 102.79 lakh hectares, up 23% from 83.69 lakh ha in the corresponding period of last year. Of the major oilseeds, rapeseed-mustard sowing is reported up by 25% at 91.63 lha compared to 73.12lha during the corresponding period of last year. Groundnut at 5.27 lha vs 5.18 lha, safflower at 0.76 lha vs 0.58 lha, sunflower at 1.19 lha vs 1.09 lha, linseed at 2.95 lha vs 2.80 lha.

Area in Lakh Hectares

<i>Crop</i>	<i>Normal Area (5 Year Avg.)</i>	<i>As on 04th Feb 2022</i>	<i>As on 04th Feb 2021</i>	<i>% Change</i>
Rapeseed/Mustard	61.55	91.63	73.12	25%
Groundnut	7.05	5.27	5.18	2%
Safflower	0.9	0.76	0.58	30%
Sunflower	1.86	1.19	1.09	10%
Linseed	2.53	2.95	2.80	6%
Others	0.04	0.10	0.09	11%
Total Oilseeds	73.9	102.79	83.69	23%

Source: MoA, GOI

Disclaimer

The information and opinions contained in the document have been compiled from sources believed to be reliable. The company does not warrant its accuracy, completeness and correctness. Use of data and information contained in this report is at your own risk. This document is not, and should not be construed as, an offer to sell or solicitation to buy any commodities. This document may not be reproduced, distributed or published, in whole or in part, by any recipient hereof for any purpose without prior permission from the Company. IASL and its affiliates and/or their officers, directors and employees may have positions in any commodities mentioned in this document (or in any related investment) and may from time to time add to or dispose of any such commodities (or investment). Please see the detailed disclaimer at <http://www.agriwatch.com/Disclaimer.asp>
© 2022 Indian Agribusiness Systems Limited