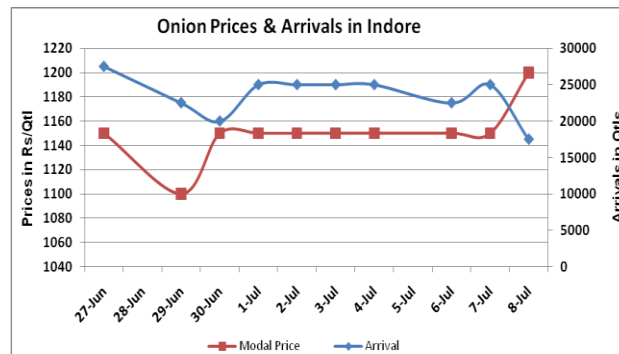
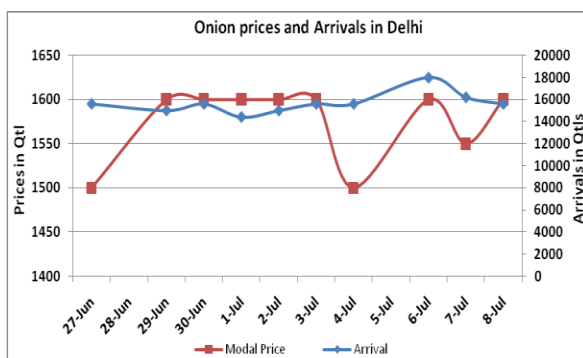
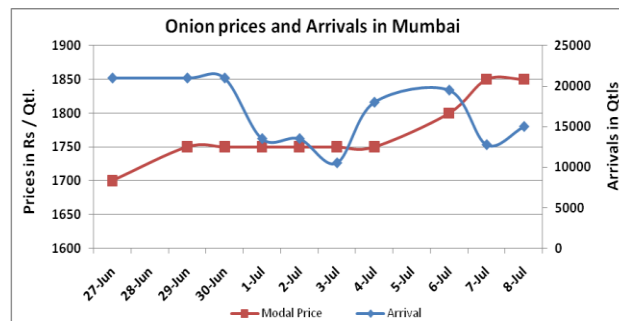
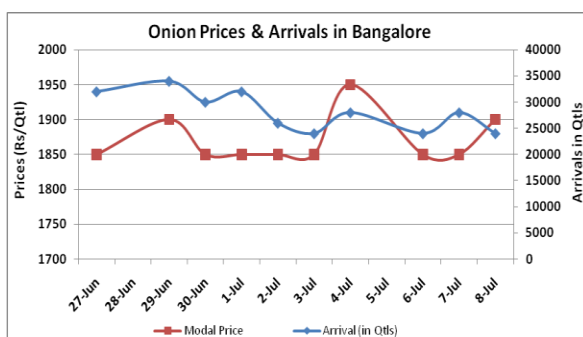


Onion Fundamentals:

- Steady to firm sentiments witnessed in Onion major domestic market on Wednesday.
- In Bangalore, Indore and Delhi markets, prices have increased due to lower arrivals.
- In Mumbai spot market higher supply reported which led the prices steady.
- In A.P, Kharif sowing is in progress and so far 3013 hectares of area is sown as compared to last year 2998 hectares from a total targeted area of 25794 hectares.
- In A.P, Kurnool district contribute approximately 70% to total production in State. So far 2902 hectares of area is sown from a total targeted area of 18681 hectares, and YSR Kadapa district reported 109 hectares so far.
- Government has increased Minimum Export Price (MEP) to \$425/ ton from \$250/ ton to discourage export and increase domestic availability.
- In Karnataka, kharif sowing is in progress. So far 36325 hectares of area is sown from a targeted area of 120240 hectares. Maximum sowing is done in Dharwad district so far.

Onion wholesale Prices & Arrivals in Producing & Consumption Centers



Source: AGRIWATCH)

Note: The above graph is made on data collected by Agriwatch through private sources because Agmarknet data are not consistent and lots of gaps in reporting.

Onion Prices & Arrivals in Major Mandis as on 8.July.2015

Mandis	Nashik	Lasalgaon	Pimpalgaon	Niphad	Pune	Indore	Delhi	Bangalore
Price (Rs/Qtl)	1500-1800	1400-1900	1100-2000	700-1900	1600-2200	500-1900	1200-2000	1500-2300
Arrivals (Qtl)	600	7000	7500	18000	11250	17500	15600	24000

Onion Prices & Arrivals in Major Mandis as on 7.July.2015

Mandis	Nashik	Lasalgaon	Pimpalgaon	Niphad	Pune	Indore	Delhi	Bangalore
Price (Rs/Qtl)	1500-1750	1300-1900	1100-1800	700-1800	1600-2200	500-1800	1200-1900	1500-2200
Arrivals (Qtl)	700	9000	10000	18000	12000	25000	16200	28000

(Source: AGRIWATCH)

Onion Prices in major markets – Wholesale vs. Retail as on 8 July 2015

ONION-Wholesale and Retail Prices		
Centre	Wholesale Prices (Rs./Qtl)	Retail Prices (Rs./Qtl)
	8-July-15	8-July-15
DELHI	1375	3600
LUCKNOW	2200	3000
AHMEDABAD	2700	3000
BHOPAL	1800	2000
MUMBAI	1800	2500
JAIPUR	1000	1700
BHUBANESHWAR	2100	2500
KOLKATA	1900	3000
HYDERABAD	2300	2500
BENGALURU	2600	3000
TRIVANDRUM*	4000	4300
CHENNAI#	2400	2800

*Small variety, # larger variety

(Source: Consumer Affairs)

Disclaimer

The information contained in this document has been compiled by Agriwatch from sources believed to be reliable, such as NHB, Agmarknet, etc. and directly from traders in mandis. However, users of this data are requested to use the information with due caution and crosscheck with other sources. This document is not, and should not be construed as an offer to sell or buy any commodities. This document may not be reproduced, distributed or published without the express consent of SFAC