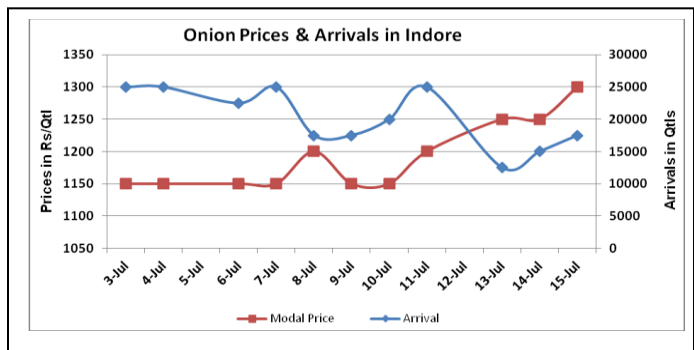
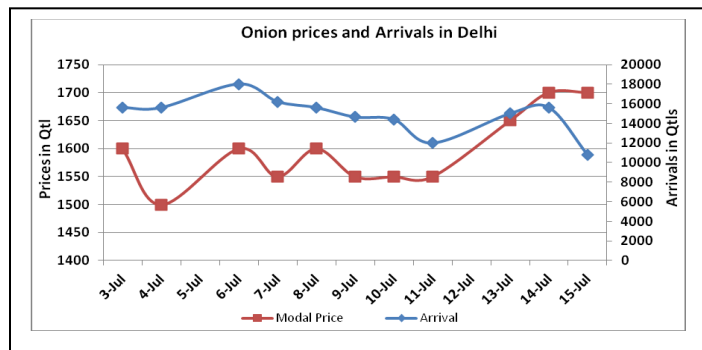
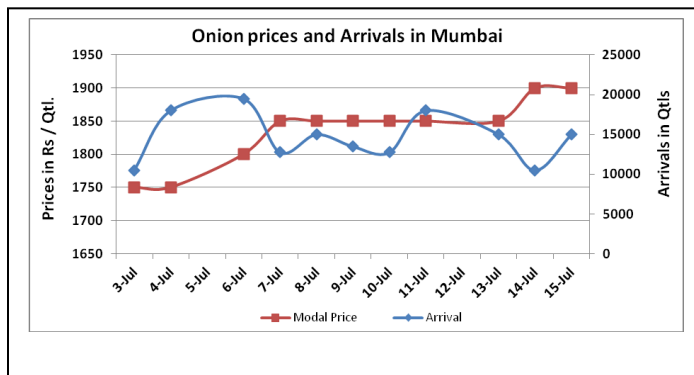
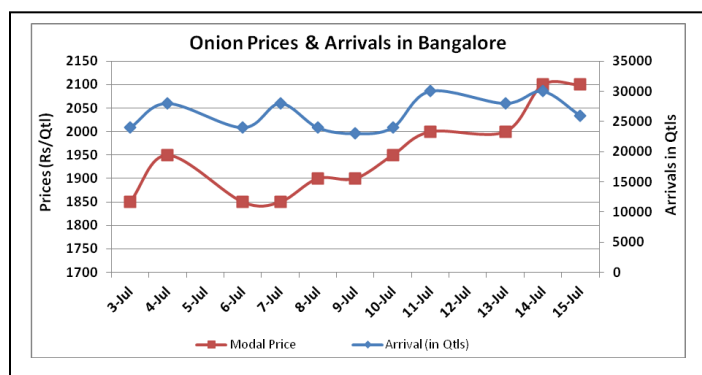


### Onion Fundamentals:

- In Bangalore onion is arriving in market from local region (Bijapur district) and Maharashtra region which are contributing approximately 30% and 70% respectively. After a couple of weeks crop from local region is expected to increase.
- In Delhi, modal wholesale prices are trading in a range of Rs 1438/quintal whereas retail prices are in the range of Rs 3600/ quintal.
- In A.P, Kurnool district contribute approximately 30% to total production in State. So far 4612 hectares of area is sown in Kurnool district.
- In Karnataka, kharif sowing is in progress. As on 29.06.2015 41807 hectares of area is sown from a targeted area of 120240 hectares. Maximum sowing is done in Dharwad district so far 29740 hectares.

### Onion wholesale Prices & Arrivals in Producing & Consumption Centers



(Source: AGRIWATCH)

Note: The above graph is made on data collected by Agriwatch through private sources because Agmarknet data are not consistent and lots of gaps in reporting.

### Onion Prices & Arrivals in Major Mandis as on 15.July.2015

Mandis	Nashik	Lasalgaon	Pimpalgaon	Niphad	Pune	Indore	Delhi	Bangalore
Price (Rs/Qtl)	1800-2200	1700-2200	1500-2500	1100-2200	1800-2400	500-2100	1200-2200	1600-2600
Arrivals (Qtl)	900	6000	5000	15600	12000	17500	10800	26000

### Onion Prices & Arrivals in Major Mandis as on 14.July.2015

Mandis	Nashik	Lasalgaon	Pimpalgaon	Niphad	Pune	Indore	Delhi	Bangalore
Price (Rs/Qtl)	1800-2200	1850-2200	1400-2000	1100-2400	1800-2400	500-2000	1200-2200	1600-2600
Arrivals (Qtl)	1000	7000	12500	18000	6000	15000	15600	30000

(Source: AGRIWATCH)

## Onion Prices in major markets – Wholesale vs. Retail as on 15 July 2015

ONION-Wholesale and Retail Prices		
Centre	Wholesale Prices (Rs./Qtl)	Retail Prices (Rs./Qtl)
	15-July-15	15-July-15
DELHI	1513	3600
LUCKNOW	2200	3000
AHMEDABAD	2700	3000
BHOPAL	1800	2000
MUMBAI	2000	2600
JAIPUR	850	1500
BHUBANESHWAR	2400	2800
KOLKATA	1900	3000
HYDERABAD	2400	2500
BENGALURU	2600	2800
TRIVANDRUM*	4500	4900
CHENNAI#	2500	3000

\*Small variety, # larger variety

(Source: Consumer Affairs)

## Disclaimer

The information contained in this document has been compiled by Agriwatch from sources believed to be reliable, such as NHB, Agmarknet, etc. and directly from traders in mandis. However, users of this data are requested to use the information with due caution and crosscheck with other sources. This document is not, and should not be construed as an offer to sell or buy any commodities. This document may not be reproduced, distributed or published without the express consent of SFAC



**SFAC**  
लघु कृषक  
कृषि व्यापार संघ

Small Farmers'  
Agribusiness  
Consortium



**AGRIWATCH**