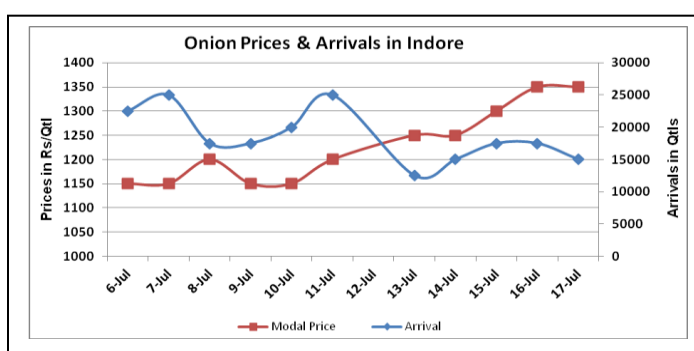
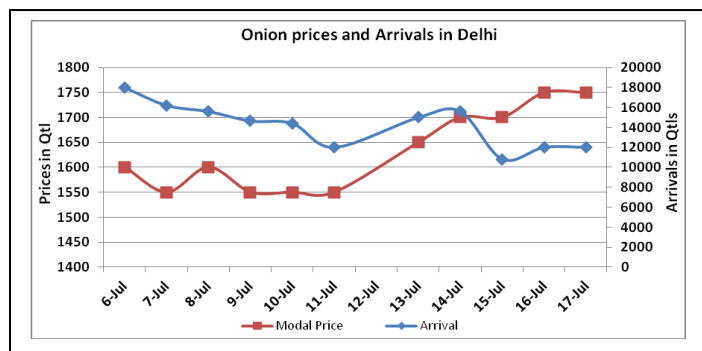
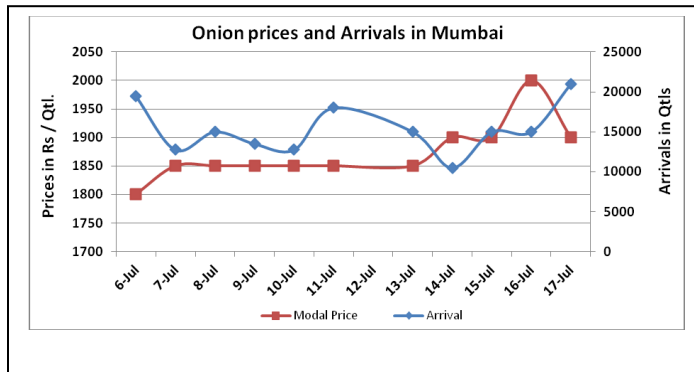
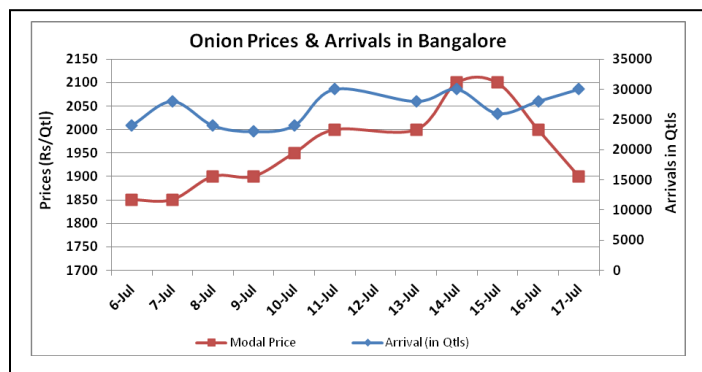


## Onion Fundamentals:

- In Delhi, modal onion prices are expected to be in the range of Rs 1600 to Rs 1800/ quintal due to slow release of onion in expectation of higher prices ahead.
- In Karnataka, kharif sowing is in progress. As on 6.07.2015 56249 hectares of area is sown from a targeted area of 120240 hectares. Maximum sowing is done in Dharwad district, so far 30083 hectares of area is sown.
- In Andhra Pradesh, Kurnool district contribute approximately 70% to total production in State. So far 4877 hectares of area is sown from targeted area of 18681 hectares.
- In Karnataka, onion is arriving in market from local region and Maharashtra region which are contributing approximately 30% and 70% respectively.

## Onion wholesale Prices & Arrivals in Producing & Consumption Centers



(Source: AGRIWATCH)

Note: The above graph is made on data collected by Agriwatch through private sources because Agmarknet data are not consistent and lots of gaps in reporting.

## Onion Prices & Arrivals in Major Mandis as on 17.July.2015

Mandis	Nashik	Lasalgaon	Pimpalgaon	Niphad	Pune	Indore	Delhi	Bangalore
Price (Rs/Qtl)	2000-2400	1700-2150	1400-2000	Closed	1800-2400	500-2200	1300-2200	1500-2300
Arrivals (Qtl)	500	8000	13750	Closed	8250	15000	12000	30000

## Onion Prices & Arrivals in Major Mandis as on 16.July.2015

Mandis	Nashik	Lasalgaon	Pimpalgaon	Niphad	Pune	Indore	Delhi	Bangalore
Price (Rs/Qtl)	Closed	Closed	Closed	Closed	1700-2300	500-2200	1300-2200	1500-2500
Arrivals (Qtl)	Closed	Closed	Closed	Closed	15000	17500	12000	28000

(Source: AGRIWATCH)

## Onion Prices in major markets – Wholesale vs. Retail as on 17 July 2015

ONION-Wholesale and Retail Prices		
Centre	Wholesale Prices (Rs./Qtl)	Retail Prices (Rs./Qtl)
	17-July-15	17-July-15
DELHI	1525	3700
LUCKNOW	NR	NR
AHMEDABAD	2700	3000
BHOPAL	1800	2200
MUMBAI	2000	2700
JAIPUR	1000	1700
BHUBANESHWAR	2400	2800
KOLKATA	1900	3000
HYDERABAD	2400	2500
BENGALURU	2600	2800
TRIVANDRUM*	4900	5300
CHENNAI#	2200	2900

\*Small variety, # larger variety

(Source: Consumer Affairs)

## Disclaimer

The information contained in this document has been compiled by Agriwatch from sources believed to be reliable, such as NHB, Agmarknet, etc. and directly from traders in mandis. However, users of this data are requested to use the information with due caution and crosscheck with other sources. This document is not, and should not be construed as an offer to sell or buy any commodities. This document may not be reproduced, distributed or published without the express consent of SFAC