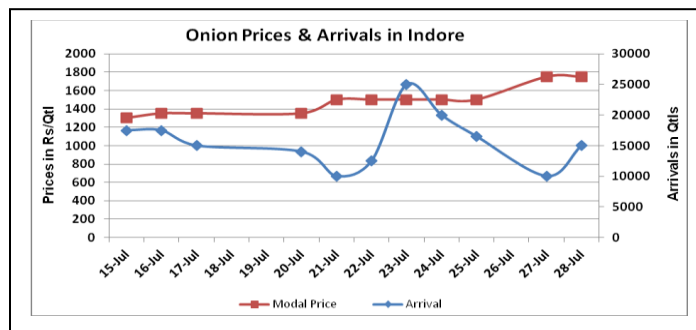
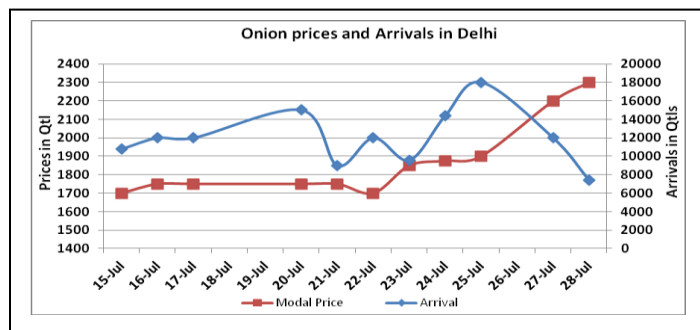
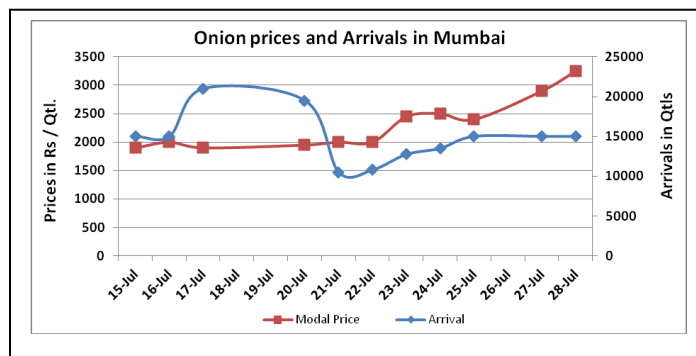
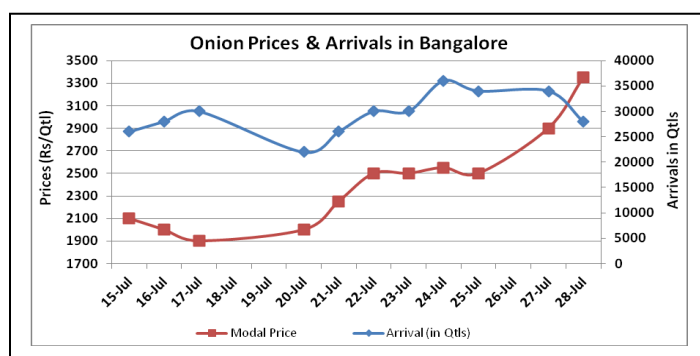


## Onion Fundamentals:

- In Delhi, modal onion prices are expected to be in the range of Rs 1700 to Rs 2000/ quintal due to lower arrivals in market and expectation of lower crop in kharif season.
- In Maharashtra, traders are expecting prices to remain in this range only and may rise after mid of August if arrivals from Karnataka are not continuous or lesser. Though small quantity from Karnataka and A.P has already started arriving in market.
- In Maharashtra kharif sowing has already started and is done in few regions where water is available. Rains are pouring continuously from last 3-4 days and if it continues for next couple of weeks traders are expecting higher acreage in Kharif and late kharif season.
- Deficient rainfall in Maharashtra and Karnataka is also pushing farmer's/trader's interest to release onion slow in market.

## Onion wholesale Prices & Arrivals in Producing & Consumption Centers



(Source: AGRIWATCH)

Note: The above graph is made on data collected by Agriwatch through private sources because Agmarknet data are not consistent and lots of gaps in reporting.

## Onion Prices & Arrivals in Major Mandis as on 28.July.2015

Mandis	Nashik	Lasalgaon	Pimpalgaon	Niphad	Pune	Indore	Delhi	Bangalore
Price (Rs/Qtl)	3500-4000	3000-3700	2200-4000	2000-3800	3300-3900	500-3000	1800-2800	2800-3900
Arrivals (Qtl)	500	4000	5000	15600	7500	15000	7440	28000

## Onion Prices & Arrivals in Major Mandis as on 27.July.2015

Mandis	Nashik	Lasalgaon	Pimpalgaon	Niphad	Pune	Indore	Delhi	Bangalore
Price (Rs/Qtl)	2500-2800	Closed	Closed	Closed	3000-3300	500-3000	1800-2600	2500-3300
Arrivals (Qtl)	100	Closed	Closed	Closed	9000	10000	12000	34000

(Source: AGRIWATCH)

## Onion Prices in major markets – Wholesale vs. Retail as on 28 July 2015

ONION-Wholesale and Retail Prices		
Centre	Wholesale Prices (Rs./Qtl)	Retail Prices (Rs./Qtl)
	28-July-15	28-July-15
DELHI	NR	4200
LUCKNOW	2200	3000
AHMEDABAD	2700	3000
BHOPAL	2000	2500
MUMBAI	2750	3300
JAIPUR	1600	2500
BHUBANESHWAR	3100	3500
KOLKATA	2700	3800
HYDERABAD	NR	NR
BENGALURU	3000	3200
TRIVANDRUM*	5600	5900
CHENNAI#	2500	3300

\*Small variety, # larger variety

(Source: Consumer Affairs)

## Disclaimer

The information contained in this document has been compiled by Agriwatch from sources believed to be reliable, such as NHB, Agmarknet, etc. and directly from traders in mandis. However, users of this data are requested to use the information with due caution and crosscheck with other sources. This document is not, and should not be construed as an offer to sell or buy any commodities. This document may not be reproduced, distributed or published without the express consent of SFAC