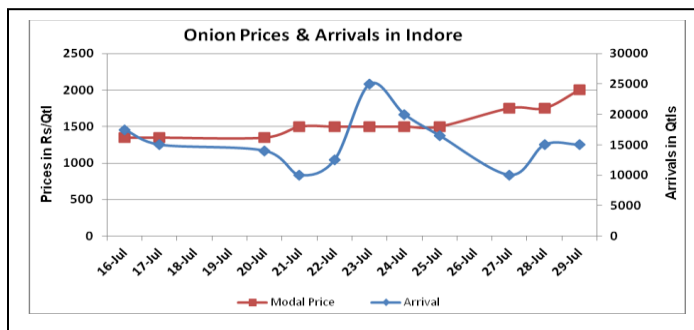
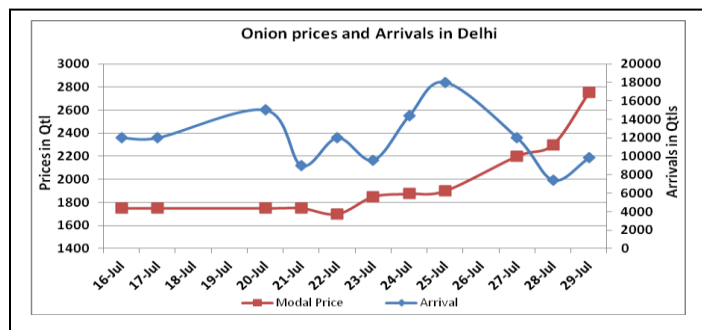
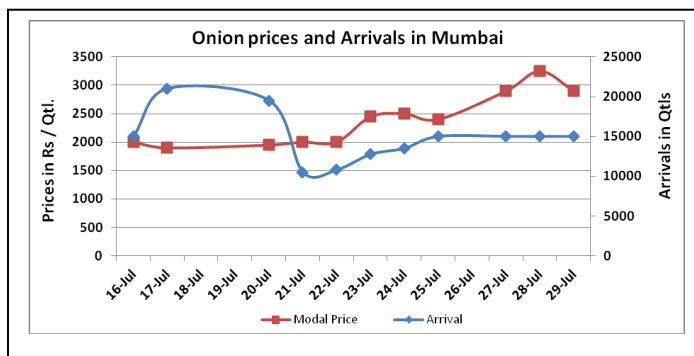
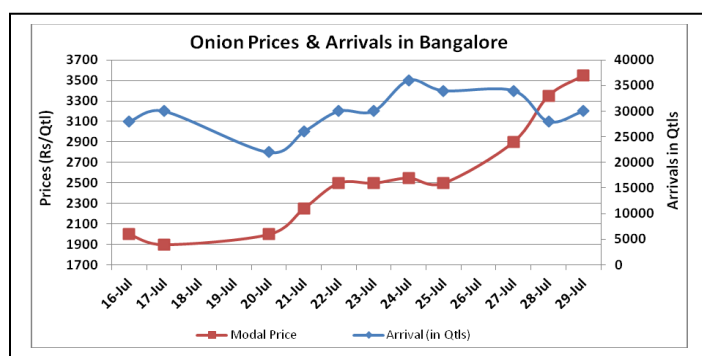


## Onion Fundamentals:

- In Lasalgaon and Pimpalgaon market prices have fallen down by Rs 200-Rs 300/ quintal compared to previous day with increase in arrivals.
- In Bangalore, Onion is arriving in market from local region and Maharashtra region which are contributing approximately 50% each to the total arrival.
- In Maharashtra, traders are expecting prices to remain in this range only and may rise after mid of August if arrivals from Karnataka are not continuous or lesser. Though small quantity from Karnataka and A.P has already started arriving in market.
- In Maharashtra kharif sowing has already started and is done in few regions where water is available. Rains are pouring continuously from last 3-4 days and if it continues for next couple of weeks traders are expecting higher acreage in Kharif and late kharif season.

## Onion wholesale Prices & Arrivals in Producing & Consumption Centers



(Source: AGRIWATCH)

Note: The above graph is made on data collected by Agriwatch through private sources because Agmarknet data are not consistent and lots of gaps in reporting.

## Onion Prices & Arrivals in Major Mandis as on 29.July.2015

Mandis	Nashik	Lasalgaon	Pimpalgaon	Niphad	Pune	Indore	Delhi	Bangalore
Price (Rs/Qtl)	3500-3700	2800-3500	2200-3500	1800-3700	3300-4000	500-3500	1800-3700	3000-4100
Arrivals (Qtl)	600	8000	12500	18000	15000	15000	9840	30000

## Onion Prices & Arrivals in Major Mandis as on 28.July.2015

Mandis	Nashik	Lasalgaon	Pimpalgaon	Niphad	Pune	Indore	Delhi	Bangalore
Price (Rs/Qtl)	3500-4000	3000-3700	2200-4000	2000-3800	3300-3900	500-3000	1800-2800	2800-3900
Arrivals (Qtl)	500	4000	5000	15600	7500	15000	7440	28000

(Source: AGRIWATCH)

## Onion Prices in major markets – Wholesale vs. Retail as on 29 July 2015

ONION-Wholesale and Retail Prices		
Centre	Wholesale Prices (Rs./Qtl)	Retail Prices (Rs./Qtl)
	29-July-15	29-July-15
DELHI	NR	4400
LUCKNOW	2200	3000
AHMEDABAD	2700	3000
BHOPAL	2000	2500
MUMBAI	2950	3500
JAIPUR	1600	2500
BHUBANESHWAR	3400	3800
KOLKATA	3300	4500
HYDERABAD	3000	3200
BENGALURU	3000	3200
TRIVANDRUM*	5600	5900
CHENNAI#	2800	3800

\*Small variety, # larger variety

(Source: Consumer Affairs)

## Disclaimer

The information contained in this document has been compiled by Agriwatch from sources believed to be reliable, such as NHB, Agmarknet, etc. and directly from traders in mandis. However, users of this data are requested to use the information with due caution and crosscheck with other sources. This document is not, and should not be construed as an offer to sell or buy any commodities. This document may not be reproduced, distributed or published without the express consent of SFAC