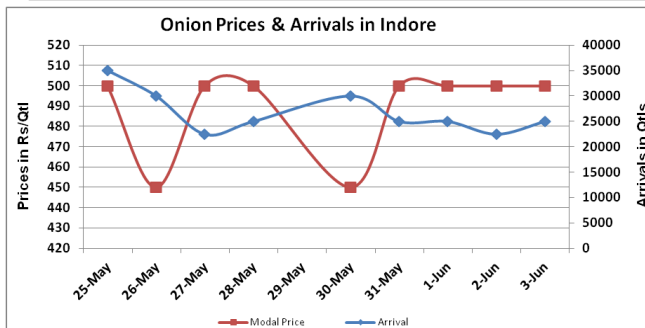
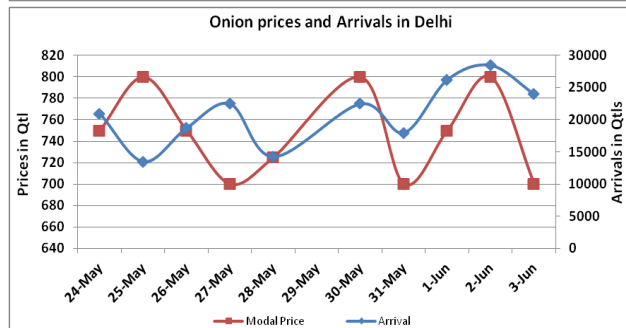
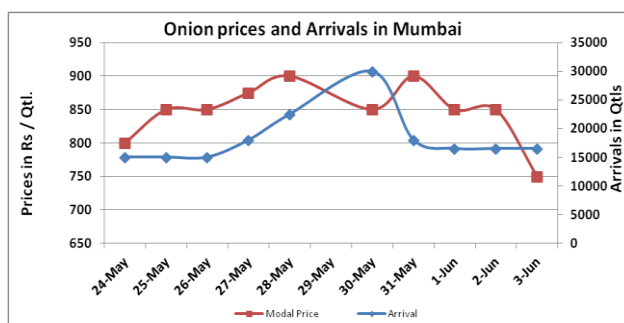
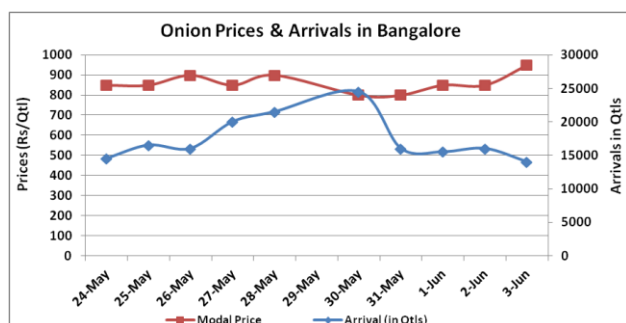


Onion Fundamentals:

- In Delhi, modal onion prices are trading near Rs 700/ quintal compared to Rs 1400/ quintal in corresponding period of 2015.
- In M.P and Maharashtra onion storage is estimated to be higher this year amid higher production and lower price realization at present in market.
- In M.P, modal onion prices are trading near Rs 485/ quintal compared to Rs 1041 quintal in corresponding period of 2015
- Across the country prices of onion are trading on lower side because of higher production in major producing regions.

Onion wholesale Prices & Arrivals in Producing & Consumption Centers



(Source: AGRIWATCH)

Note: The above graph is made on data collected by Agriwatch through private sources because Agmarknet data are not consistent and lots of gaps in reporting.

Onion Prices & Arrivals in Major Mandis as on 03.June.2016

Mandis	Lasalgaon	Pimpalgaon	Niphad	Pune	Indore	Delhi	Bangalore
Price (Rs/Qtl)	500-900	750-1000	Closed	700-1050	300-700	200-1000	600-1300
Arrivals (Qtl)	10000	12000	Closed	18000	25000	24000	14000

Onion Prices & Arrivals in Major Mandis as on 02.June.2016

Mandis	Lasalgaon	Pimpalgaon	Niphad	Pune	Indore	Delhi	Bangalore
Price (Rs/Qtl)	500-900	700-1000	300-800	700-1050	300-700	600-1000	500-1200
Arrivals (Qtl)	7000	12000	2000	12000	22500	28500	16000

(Source: AGRIWATCH)

Wholesale and Retail Prices in Major Markets:

Wholesale Prices										Retail Prices	
Prices in Rs/Quintal	03.June.2016#			02.June.2016#			Agmarknet 02.June.2016*			Consumer Affairs 03 June.	Consumer Affairs 03 June.
Market	Min. Price	Max. Price	Modal Price	Min. Price	Max. Price	Min. Price	Max. Price	Modal Price	Min. Price	Max. Price	Min. Price
Delhi	200	1000	700	600	1000	800	375	975	689	700	2100
Lasalgaon	500	900	700	500	900	700	350	890	725	-	-
Pimpalgaon	750	1000	875	700	1000	850	300	1038	650	-	-
Pune	700	1050	875	700	1050	875	500	1100	900	-	-
Mumbai	500	1000	750	700	1000	850	500	800	650	650	1300
Indore	300	700	500	300	700	500	75	750	375	500	700
Bangalore	600	1300	950	500	1200	850	-	-	-	1200	1600
Ahmednagar	300	1200	750	300	1200	750	-	-	-	-	-
Solapur	200	1200	700	200	900	550	100	1170	500	-	-

(Source: #Agriwatch, *Agmarknet)

Onion Arrivals in Major Markets:

Arrivals in Qtls	Ahmedabad	Pune	Mumbai	Delhi	Indore	Bangalore	Ahmednagar	Solapur
03rd June*	2553	18000	16500	24000	25000	14000	20000	9000
02nd June*	4951	12000	16500	28500	22500	16000	20000	15000
02nd June#	4951	12110	5327	14080	5327	-	-	11460

(Source: *Agriwatch, # Agmarknet)

Disclaimer

The information contained in this document has been compiled by Agriwatch from sources believed to be reliable, such as NHB, Agmarknet, etc. and directly from traders in mandis. However, users of this data are requested to use the information with due caution and crosscheck with other sources. This document is not, and should not be construed as an offer to sell or buy any commodities. This document may not be reproduced, distributed or published without the express consent of SFAC