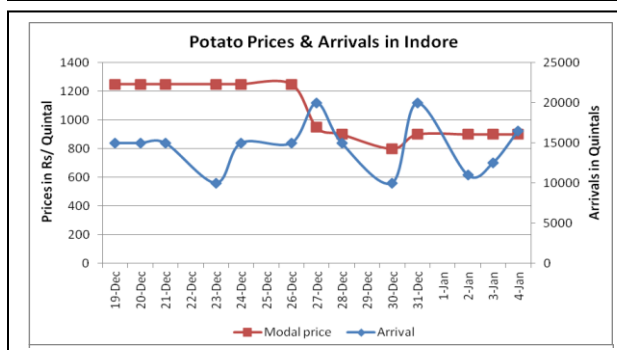
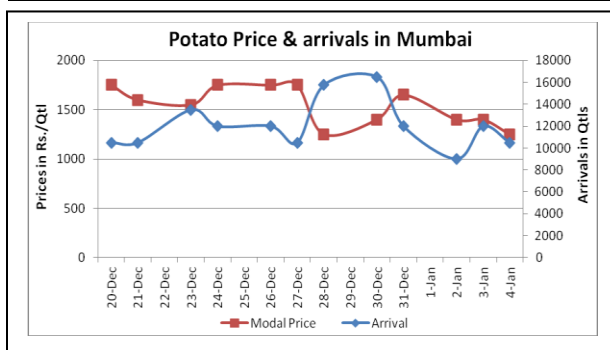
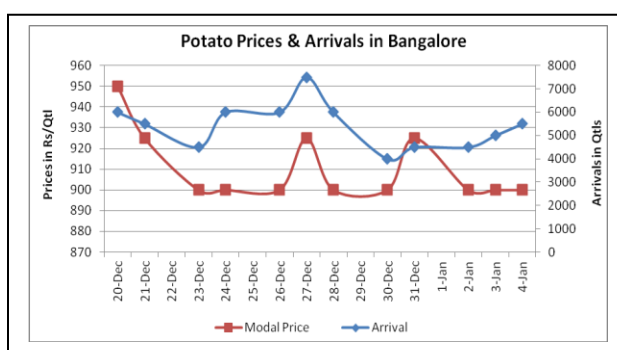
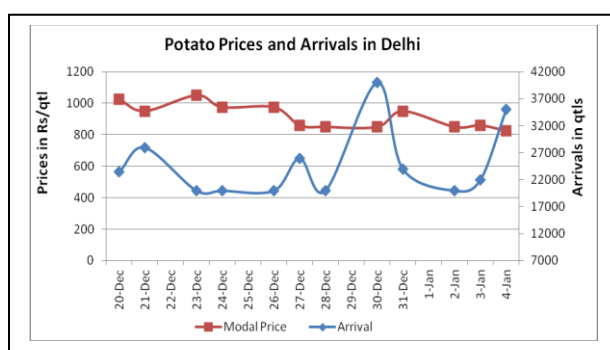


## Potato Fundamentals:

- Sources revealed that, fresh crop in West Bengal has started arriving in market in very low quantity, it may pick up pace after mid January.
- Fresh crop arrivals from producing regions like U.P, Punjab, Haryana and Karnataka in the domestic market may put cap on prices in coming days.
- In U.P, prices have fallen in most of the markets with increase in arrivals from producing regions and expected that prices may fall further in coming days.
- In Delhi, new crop from Punjab, U.P and Haryana is trading at Rs 800- Rs 1400/ quintal. "LR" variety from Punjab is trading at Rs 1100- Rs 1400/ quintal.

## Potato Wholesale Prices & Arrivals trend in Consumption Centers



(Source: AGRIWATCH)

## Potato Prices & Arrivals in major Mandis as on 4.1.2014

Mandis	Burdwan(W.B)	Khandauli	Farrukhabad	Kanpur	Indore	Tarkeshwar(W.B)	Bangalore
Price (Rs./Qtl)	Closed	NR	650-750	600-800	500-1300	Closed	850-950
Arrivals (Qtl)	--	--	20000	35000	16500	--	5500

## Potato Prices & Arrivals in major Mandis as on 3.1.2014

Mandis	Burdwan(W.B)	Khandauli	Farrukhabad	Kanpur	Indore	Tarkeshwar(W.B)	Bangalore
Price (Rs./Qtl)	1300	NR	600-800	600-800	500-1300	1500	850-950
Arrivals (Qtl)	--	--	40000	56000	12500	--	4500

(Source: Agriwatch)

## Potato Futures Analysis: (As on 4th January 2014)

	Exchange	Expiry Date	Today's Close Price	Previous Close Price	Net Change	Today's Open Interest	Previous Day Open Interest	Change
POTATO	MCX	31-Mar-14	975.50	979.60	-4.1	22605	21000	1605
POTATO	MCX	30-Apr-14	963.60	970.30	-6.7	12810	12465	345
POTATO	MCX	30-May-14	979.80	982.90	-3.1	8790	8520	270
POTATO	MCX	30-Jun-14	986.00	996.00	-10	300	300	0

(Source: MCX)

## Daily Price Chart of MCX- Agra March Contract:



(Source: Agriwatch)

Candlestick chart pattern reveals range bound movement in the market. RSI is moving down in neutral zone indicates bearishness in the market. Volumes remain average. Prices may take support at Rs 960/- quintal in short term and prices are expected to trade in the range of Rs 965- Rs 975/ quintal.

## Potato Prices in major markets – Wholesale vs. Retail as on 4 January 2014

Centre	Min. Price	Max. Price	Modal Price	Retail Price
BHUBANESHWAR	1300	1500	1400	1800
CHANDIGARH	625	875	750	1500
CHENNAI	2000	2200	2100	2800
DELHI	960	1360	1160	2000
GUWAHATI	1200	1300	1250	1600
INDORE	500	1300	900	1800
JAIPUR	775	825	805	1300
JAMMU	1000	1100	1050	1400
LUCKNOW	700	800	750	1000
MUMBAI	1200	1700	1450	2000
NASIK	1500	1700	1610	1900
PATNA	950	1050	1000	1600
RAIPUR	1100	1200	1145	2000
RANCHI	800	1300	1100	1600
SHIMLA	1200	1400	1300	1600
SRINAGAR	1800	2000	1900	2500
SURAT	1100	1200	1150	2200
TRIVANDRUM	2700	3000	2850	3700

(Source: State Civil Supplies Dept)

### Disclaimer

The information contained in this document has been compiled by Agriwatch from sources believed to be reliable, such as NHB, Agmarknet, etc. and directly from traders in mandis. However, users of this data are requested to use the information with due caution and crosscheck with other sources. This document is not, and should not be construed as an offer to sell or buy any commodities. This document may not be reproduced, distributed or published without the express consent of SFAC



**SFAC**  
लघु कृषक  
कृषि व्यापार संघ

Small Farmers'  
Agribusiness  
Consortium



**AGRIWATCH**