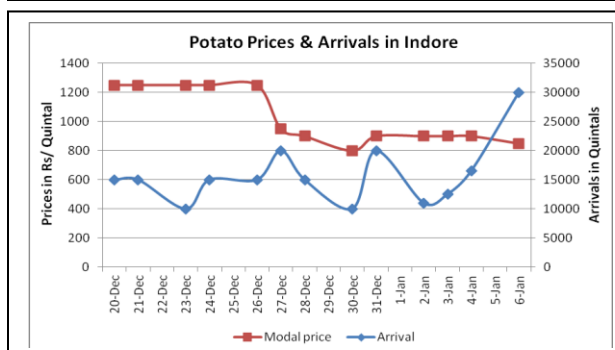
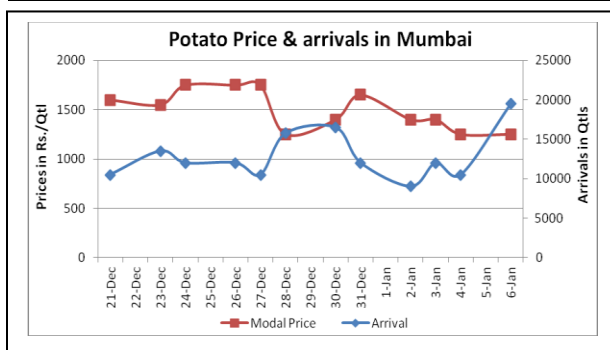
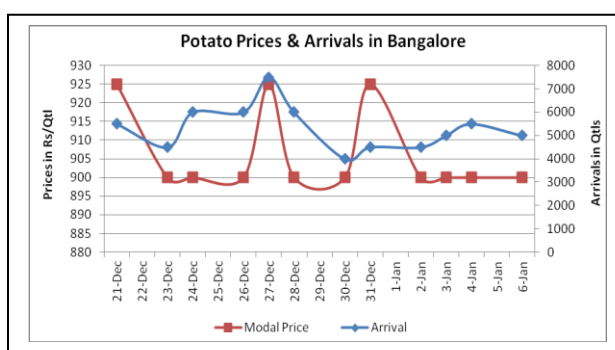
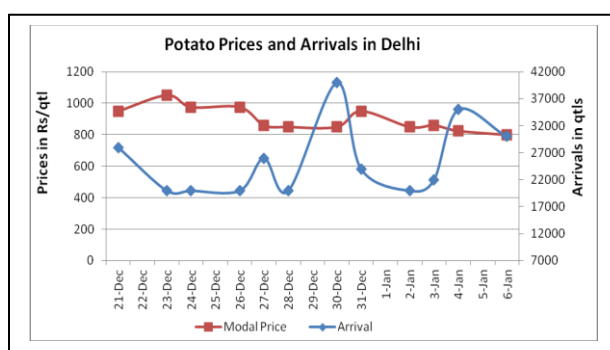


Potato Fundamentals:

- Sources revealed that, fresh crop in West Bengal has started arriving in market in very low quantity, it may pick up pace after mid January.
- Fresh crop arrivals from producing regions like U.P, Punjab, Haryana and Karnataka in the domestic market may put cap on prices in coming days.
- In U.P, prices have fallen in most of the markets with increase in arrivals from producing regions and expected that prices may fall further in coming days.
- In Delhi, new crop from Punjab, U.P and Haryana is trading at Rs 800- Rs 1400/ quintal. "LR" variety from Punjab is trading at Rs 1100- Rs 1400/ quintal.

Potato Wholesale Prices & Arrivals trend in Consumption Centers



(Source: AGRIWATCH)

Potato Prices & Arrivals in major Mandis as on 6.1.2014

Mandis	Burdwan(W.B)	Khandauli	Farrukhabad	Kanpur	Indore	Tarkeshwar(W.B)	Bangalore
Price (Rs./Qtl)	-	-	650-700	700-900	500-1200	1560	850-950
Arrivals (Qtl)	-	-	20000	30000	30000	-	5000

Potato Prices & Arrivals in major Mandis as on 4.1.2014

Mandis	Burdwan(W.B)	Khandauli	Farrukhabad	Kanpur	Indore	Tarkeshwar(W.B)	Bangalore
Price (Rs./Qtl)	Closed	NR	650-750	600-800	500-1300	Closed	850-950
Arrivals (Qtl)	--	--	20000	35000	16500	--	5500

(Source: Agriwatch)

Potato Futures Analysis: (As on 6th January 2014)

	Exchange	Expiry Date	Today's Close Price	Previous Close Price	Net Change	Today's Open Interest	Previous Day Open Interest	Change
POTATO	MCX	31-Mar-14	965.40	975.50	-10.1	22260	22605	-345
POTATO	MCX	30-Apr-14	952.00	963.60	-11.6	11235	12810	-1575
POTATO	MCX	30-May-14	967.50	979.80	-12.3	9705	8790	915
POTATO	MCX	30-Jun-14	984.90	986.00	-1.1	360	300	60

(Source: MCX)

Daily Price Chart of MCX- Agra March Contract:



(Source: Agriwatch)

Candlestick chart pattern reveals range bound movement in the market. RSI is moving down in neutral zone indicates bearishness in the market. Volumes remain average. Prices may take support at Rs 960/- quintal in short term and prices are expected to trade in the range of Rs 955- Rs 965/ quintal.



SFAC
लघु कृषक
कृषि व्यापार संघ

Small Farmers'
Agribusiness
Consortium



AGRIWATCH

Potato Prices in major markets – Wholesale vs. Retail as on 06 January 2014

Centre	Min. Price	Max. Price	Modal Price	Retail Price
AHMEDABAD	1000	1700	1350	1650
BANGALORE	1600	1800	1700	2300
BARAUT	900	1000	950	1300
CHANDIGARH	500	700	600	1000
CHENNAI	2000	2200	2100	2800
DELHI	860	1200	1030	1800
GUWAHATI	1100	1200	1150	1500
INDORE	500	1200	850	1500
JAIPUR	750	850	805	1400
JAIPUR	800	900	860	1500
JAMMU	1000	1100	1050	1400
KOLKATA	1400	1450	1425	1900
LUCKNOW	700	780	740	1000
MUMBAI	1300	1900	1600	2000
NASIK	1600	1800	1710	2000
PATNA	900	1050	975	1600
PUNE	1000	1600	1400	2000
RAIPUR	1100	1200	1150	2000
RANCHI	800	1000	875	1500
SHIMLA	1100	1300	1200	1500
SURAT	1000	1200	1100	2200
TRIVANDRUM	2600	3200	2800	3800

(Source: State Civil Supplies Dept)

Disclaimer

The information contained in this document has been compiled by Agriwatch from sources believed to be reliable, such as NHB, Agmarknet, etc. and directly from traders in mandis. However, users of this data are requested to use the information with due caution and crosscheck with other sources. This document is not, and should not be construed as an offer to sell or buy any commodities. This document may not be reproduced, distributed or published without the express consent of SFAC



SFAC
लघु कृषक
कृषि व्यवहार संघ

Small Farmers'
Agribusiness
Consortium



AGRIWATCH