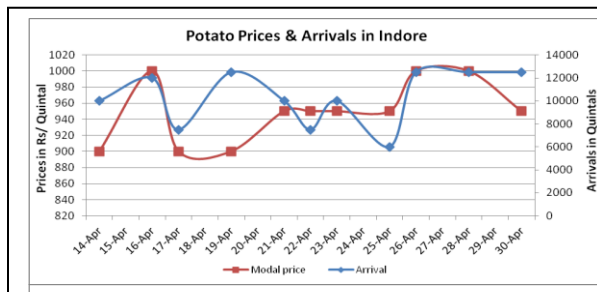
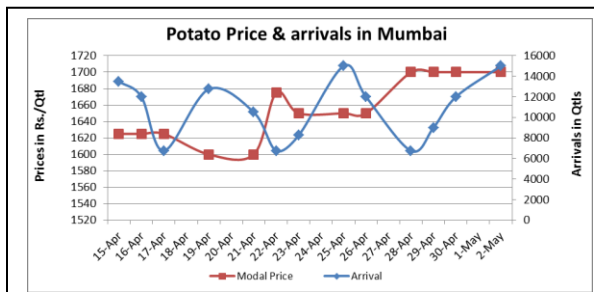
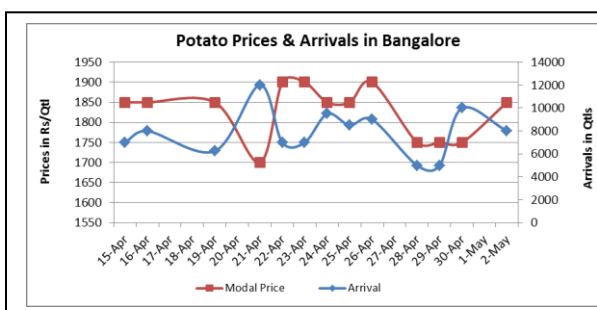
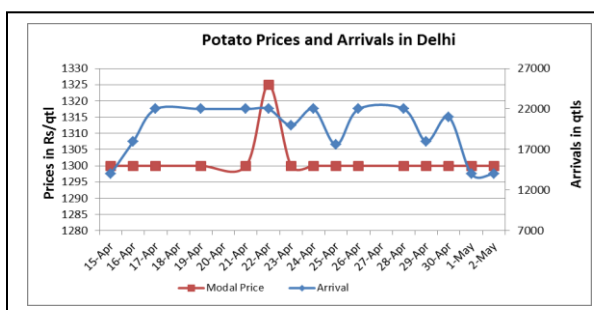


### Potato Fundamentals:

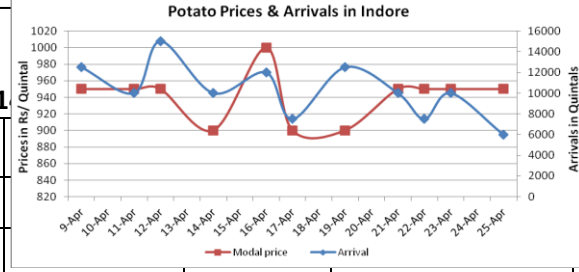
- Mixed sentiment witnessed in Potato prices on Friday.
- In West Bengal, cold storages are filled with approximately 84%-86% of the total capacity which is nearly 60.84 lakh ton.
- All India potato production could be in the range of 40-42 million ton against last year's estimate of 45 million tons. This is mainly due to crop damage in UP because of unseasonal rains and blight disease in west Bengal.
- According to trade sources in Bhubaneswar, State Government has directed all the traders not to hike potato prices beyond Rs 15 per kg.
- Across the country, prices of potatoes are higher than last year because of lower storage in cold storage of major producing regions, U.P and West Bengal.

### Potato Wholesale Prices & Arrivals trend in Consumption Centers



### Potato Prices & Arrivals in major Mandis as on 2.5.2014

Mandis	Burdwan (W.B)	Khandauli	Farrukhabad
Price (Rs./Qtl)	1250	1400-1500	1300
Arrivals (Qtl)	-	49500	1600



(AWATCH)

<b>Bangalore</b>
1800-1900
8000

### Potato Prices & Arrivals in major Mandis as on 1.5.2014

Mandis	Burdwan (W.B)	Khandauli	Farrukhabad	Kanpur	Indore	Tarkeshwar(W.B)	Bangalore
Price (Rs./Qtl)	Closed	1400-1500	1400-1450	1000-1300	Closed	Closed	Closed
Arrivals (Qtl)	Closed	54000	2000	24000	Closed	Closed	Closed

(Source: Agriwatch)

## Potato Futures Analysis: (As on 3 May 2014)

	Exchange	Expiry Date	Today's Close Price	Previous Close Price	Net Change	Today's Open Interest	Previous Day Open Interest	Change
POTATO	MCX	30-May-14	1381.50	1383.50	-2.00	15945	15945	Unch
POTATO	MCX	30-Jun-14	1472.80	1474.70	-1.90	31080	31080	Unch
POTATO	MCX	30-Jul-14	1530.50	1532.00	-1.50	16005	16005	Unch
POTATO	MCX	30-Aug-14	1587.00	1593.00	-6.00	1500	1500	Unch

(Source: MCX)

## Daily Price Chart of MCX- Agra May Contract:

O 1379.00 H 1386.50 L 1371.00 C 1381.50 V 526 T 107,323 I 1,063 +12.4 +0.91%  
EMA(9) 1396.3 (18) 1392.3



(Source: Agriwatch)

Candlestick chart pattern reveals range bound movement sentiment in the market. RSI is moving up in neutral zone in the market indicates prices may go up in the market. Volumes are not supporting the prices. Prices may take support at Rs. 1365/- quintal in short term. Expected Price range may vary in the range of Rs. 1365 - 1400/ quintal.

### Potato Prices in major markets – Wholesale vs. Retail as on 2 May 2014

Centre	Min. Price	Max. Price	Modal Price	Retail Price
AHMEDABAD	1200	1650	1425	1800
BANGALORE	1600	1800	1700	2500
BHUBANESHWAR	1200	1400	1300	1500
CHENNAI	2200	2400	2300	3000
DELHI	1260	1600	1430	2000
GANGATOK	1500	1700	1600	2000
GUWAHATI	1400	1480	1460	1800
JAIPUR	1400	1500	1455	2000
JAMMU	1300	1500	1400	1800
KOLKATA	1280	1300	1290	1700
LUCKNOW	1200	1400	1300	2000
MUMBAI	1500	1800	1600	2000
MUMBAI	1600	1800	1700	2400
NASIK	1500	1700	1610	1900
PATNA	1350	1600	1475	2000
PUNE	1600	1700	1650	2000
RAIPUR	1300	1400	1340	2000
RANCHI	1318	1388	1340	1800
SHIMLA	1600	1800	1700	2400
SRINAGAR	1700	1900	1800	2200

(Source: State Civil Supplies Dept)

#### Disclaimer

The information contained in this document has been compiled by Agriwatch from sources believed to be reliable, such as NHB, Agmarknet, etc. and directly from traders in mandis. However, users of this data are requested to use the information with due caution and crosscheck with other sources. This document is not, and should not be construed as an offer to sell or buy any commodities. This document may not be reproduced, distributed or published without the express consent of SFAC



**SFAC**  
लघु कृषक  
कृषि व्यवसाय संघ

Small Farmers'  
Agribusiness  
Consortium



**AGRIWATCH**