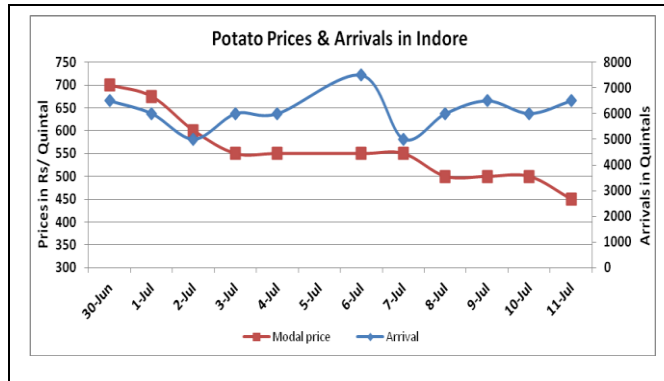
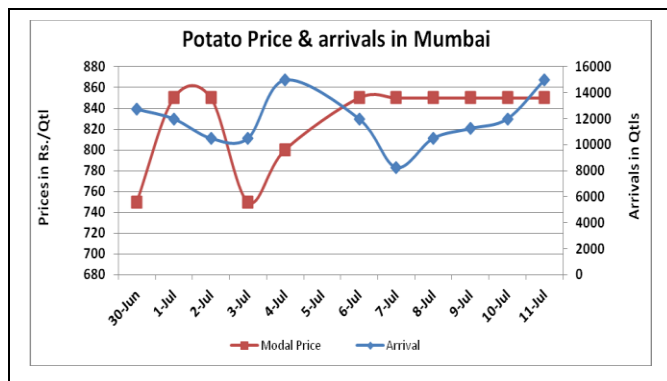
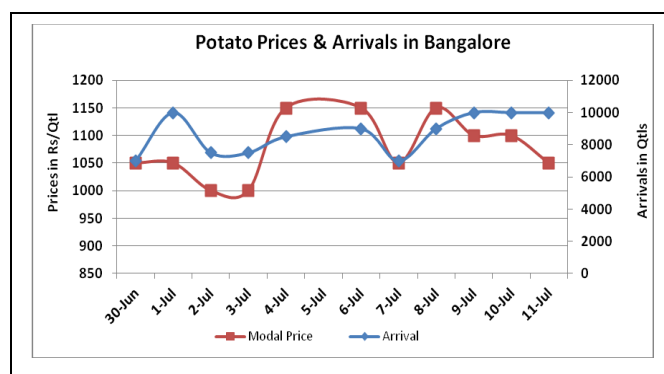
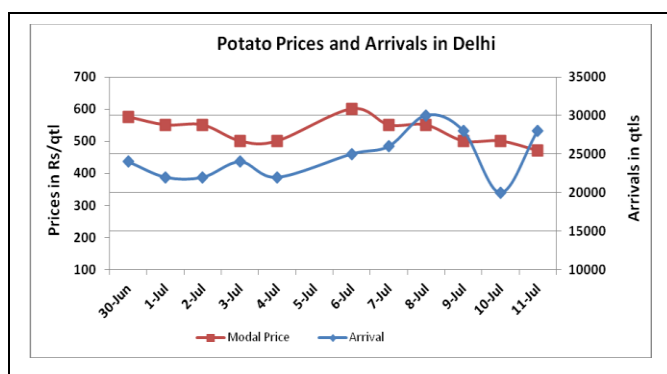


Potato Fundamentals:

- Current year higher production and storage as compared to last year may cap on prices in coming days.
- In Karnataka, total targeted area for Kharif season is approximately 27000 hectares from which approximately 17089 hectares of area are sown till 2-06-2015. Hassan is major producing region with total targeted area of 18000 hectares from which 12452 hectares of area is sown so far.
- In Bihar, so far approximately 16% of potatoes have been released from cold storages as compared to 23 % during same time in the previous year.
- In South Bengal approximately 12-13% potato has been released compared to last year 18% during same time. It indicates lower demand in market.

Potato Wholesale Prices & Arrivals trend in Consumption Centers



(Source: AGRIWATCH)

Note: The above graph is made on data collected by Agriwatch through private sources because Agmarknet data are not consistent and lots of gaps in reporting.

Potato Prices & Arrivals in major Mandis as on 11.July.2015

Mandis	Khandauli	Farrukhabad	Kanpur	Indore	Bangalore	Tarkeshwar(W.B)	Burdwan (W.B)
Price (Rs./Qtl)	750	500-550	200-500	300-600	1000-1100	Closed	Closed
Arrivals (Qtl)	-	-	23000	6500	10000	Closed	Closed

Potato Prices & Arrivals in major Mandis as on 10.July.2015

Mandis	Khandauli	Farrukhabad	Kanpur	Indore	Bangalore	Tarkeshwar(W.B)	Burdwan (W.B)
Price (Rs./Qtl)	700	500-600	250-550	300-700	1000-1200	580	560
Arrivals (Qtl)	-	-	16000	6000	10000	-	-

(Source: Agriwatch)

Potato Prices in major markets – Wholesale vs. Retail as on 10 July 2015

POTATO-Wholesale and Retail Prices		
Centre	Wholesale Prices (Rs./Qtl)	Retail Prices (Rs./Qtl)
	10-July-15	10-July-15
DELHI	1200	1800
LUCKNOW	900	1400
AHMEDABAD	1500	1700
BHOPAL	1000	1200
MUMBAI	950	2000
JAIPUR	350	900
BHUBANESHWAR	700	1000
KOLKATA	650	1000
HYDERABAD	2000	2200
BENGALURU	NR	NR
TRIVANDRUM	2300	2500
CHENNAI	1400	2600

(Source: Consumer Affairs)

Disclaimer

The information contained in this document has been compiled by Agriwatch from sources believed to be reliable, such as NHB, Agmarknet, etc. and directly from traders in mandis. However, users of this data are requested to use the information with due caution and crosscheck with other sources. This document is not, and should not be construed as an offer to sell or buy any commodities. This document may not be reproduced, distributed or published without the express consent of SFAC