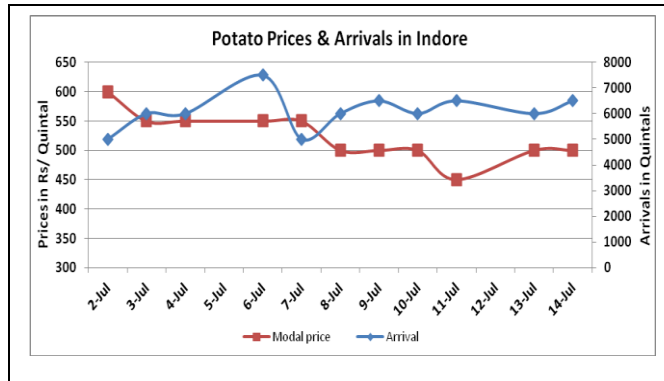
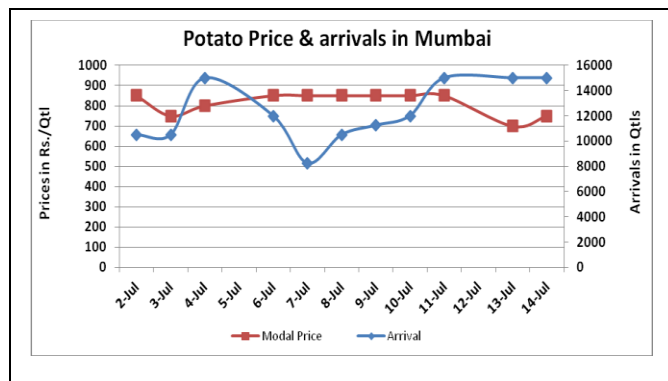
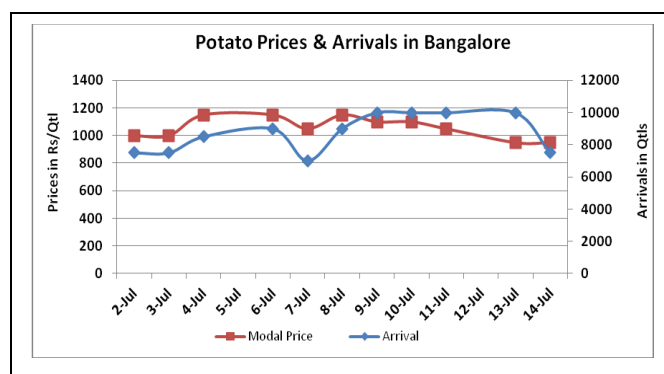
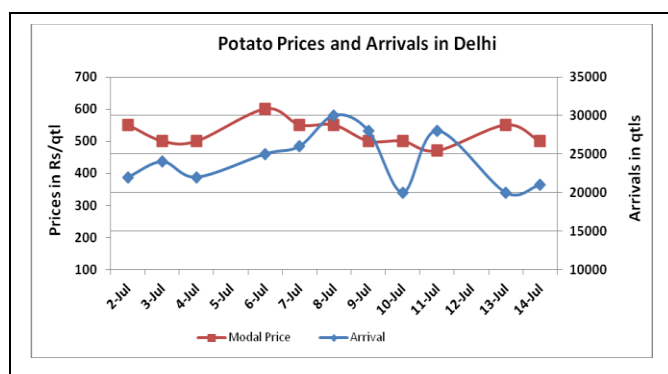


Potato Fundamentals:

- Current year higher production and storage as compared to last year may cap on prices in coming days.
- In Karnataka, total targeted area for Kharif season is approximately 27000 hectares from which approximately 17089 hectares of area are sown till 2-06-2015. Hassan is major producing region with total targeted area of 18000 hectares from which 12452 hectares of area is sown so far.
- In Bihar, so far approximately 16% of potatoes have been released from cold storages as compared to 23 % during same time in the previous year.
- In South Bengal approximately 12-13% potato has been released compared to last year 18% during same time. It indicates lower demand in market.

Potato Wholesale Prices & Arrivals trend in Consumption Centers



(Source: AGRIWATCH)

Note: The above graph is made on data collected by Agriwatch through private sources because Agmarknet data are not consistent and lots of gaps in reporting.

Potato Prices & Arrivals in major Mandis as on 14.July.2015

| Mandis | Khandauli | Farrukhabad | Kanpur | Indore | Bangalore | Tarkeshwar(W.B) | Burdwan (W.B) |
|-----------------|-----------|-------------|---------|---------|-----------|-----------------|---------------|
| Price (Rs./Qtl) | 700 | 500-550 | 300-600 | 300-700 | 900-1000 | 600 | 570 |
| Arrivals (Qtl) | - | - | 17000 | 6500 | 7500 | - | - |

Potato Prices & Arrivals in major Mandis as on 13.July.2015

| Mandis | Khandauli | Farrukhabad | Kanpur | Indore | Bangalore | Tarkeshwar(W.B) | Burdwan (W.B) |
|-----------------|-----------|-------------|---------|---------|-----------|-----------------|---------------|
| Price (Rs./Qtl) | 750 | 450-550 | 300-600 | 300-700 | 900-1000 | 600 | 570 |
| Arrivals (Qtl) | - | - | 14000 | 6000 | 10000 | - | - |

(Source: Agriwatch)

Potato Prices in major markets – Wholesale vs. Retail as on 14 July 2015

| POTATO-Wholesale and Retail Prices | | |
|------------------------------------|----------------------------|-------------------------|
| Centre | Wholesale Prices (Rs./Qtl) | Retail Prices (Rs./Qtl) |
| | 14-July-15 | 14-July-15 |
| DELHI | 1113 | 1800 |
| LUCKNOW | 900 | 1400 |
| AHMEDABAD | 1500 | 1700 |
| BHOPAL | 800 | 1000 |
| MUMBAI | 925 | 2000 |
| JAIPUR | 300 | 800 |
| BHUBANESHWAR | 680 | 1000 |
| KOLKATA | 650 | 1000 |
| HYDERABAD | 2000 | 2200 |
| BENGALURU | 1600 | 1800 |
| TRIVANDRUM | 2300 | 2500 |
| CHENNAI | 1000 | 2100 |

(Source: Consumer Affairs)

Disclaimer

The information contained in this document has been compiled by Agriwatch from sources believed to be reliable, such as NHB, Agmarknet, etc. and directly from traders in mandis. However, users of this data are requested to use the information with due caution and crosscheck with other sources. This document is not, and should not be construed as an offer to sell or buy any commodities. This document may not be reproduced, distributed or published without the express consent of SFAC