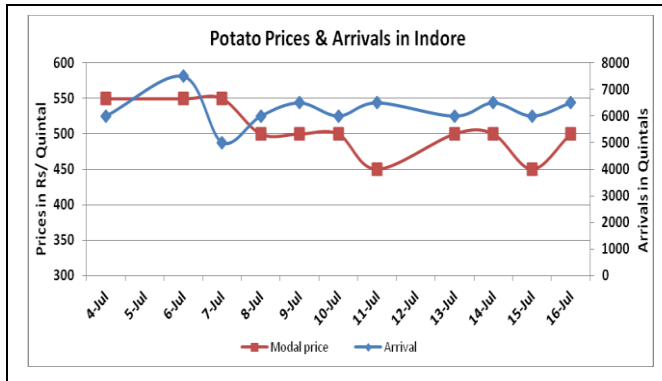
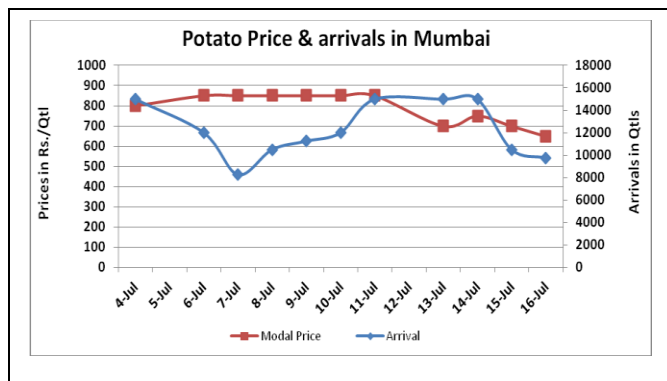
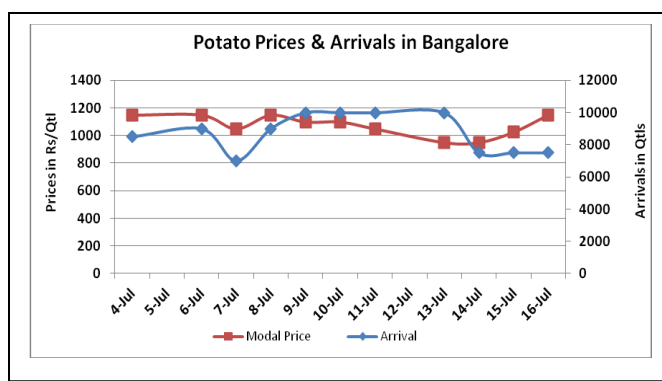
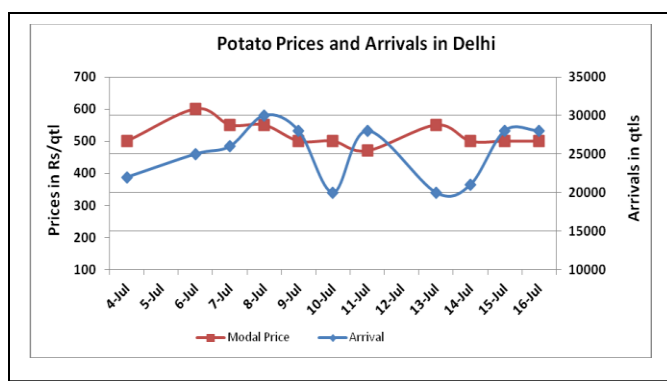


## Potato Fundamentals:

- In U.P, so far 19% potato has been released from the cold storages compared to last year release of 24%. Last year cold storage capacity utilization was 70% and this year it is 95%.
- In West Bengal, so far approximately 21 % potatoes have been released compared to last year release of 28% during same time.
- In Bihar, so far approximately 22% of potatoes have been released from cold storages as compared to 29% during same time in the previous year.
- In Karnataka, total targeted area for kharif season is approximately 27165 hectares from which approximately 20107 hectares of area are sown till 6-07-2015.

## Potato Wholesale Prices & Arrivals trend in Consumption Centers



(Source: AGRIWATCH)

Note: The above graph is made on data collected by Agriwatch through private sources because Agmarknet data are not consistent and lots of gaps in reporting.

## Potato Prices & Arrivals in major Mandis as on 16.July.2015

Mandis	Khandauli	Farrukhabad	Kanpur	Indore	Bangalore	Tarkeshwar(W.B)	Burdwan (W.B)
Price (Rs./Qtl)	700	500-600	300-600	300-700	1000-1300	600	570
Arrivals (Qtl)	-	-	14000	6500	7500	-	-

## Potato Prices & Arrivals in major Mandis as on 15.July.2015

Mandis	Khandauli	Farrukhabad	Kanpur	Indore	Bangalore	Tarkeshwar(W.B)	Burdwan (W.B)
Price (Rs./Qtl)	700	500-550	300-600	300-600	1000-1050	600	570
Arrivals (Qtl)	-	-	14000	6000	7500	-	-

(Source: Agriwatch)

## Potato Prices in major markets – Wholesale vs. Retail as on 16 July 2015

POTATO-Wholesale and Retail Prices		
Centre	Wholesale Prices (Rs./Qtl)	Retail Prices (Rs./Qtl)
	16-July-15	16-July-15
DELHI	1150	1900
LUCKNOW	900	1400
AHMEDABAD	1500	1700
BHOPAL	800	1000
MUMBAI	900	2000
JAIPUR	300	900
BHUBANESHWAR	700	1000
KOLKATA	650	1000
HYDERABAD	2000	2200
BENGALURU	1600	1800
TRIVANDRUM	2300	2500
CHENNAI	1000	1800

(Source: Consumer Affairs)

## Disclaimer

The information contained in this document has been compiled by Agriwatch from sources believed to be reliable, such as NHB, Agmarknet, etc. and directly from traders in mandis. However, users of this data are requested to use the information with due caution and crosscheck with other sources. This document is not, and should not be construed as an offer to sell or buy any commodities. This document may not be reproduced, distributed or published without the express consent of SFAC