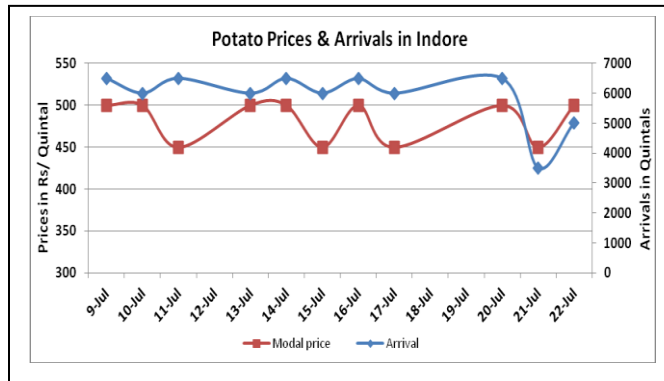
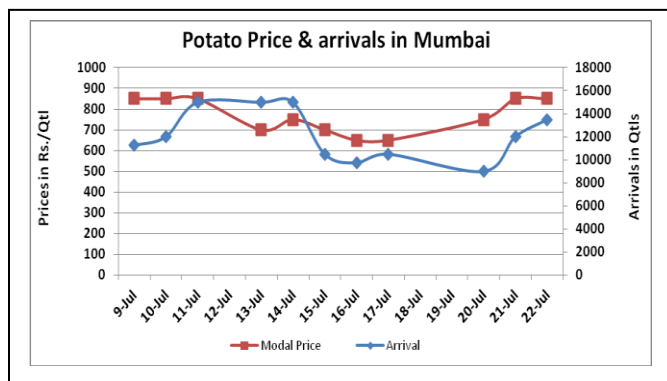
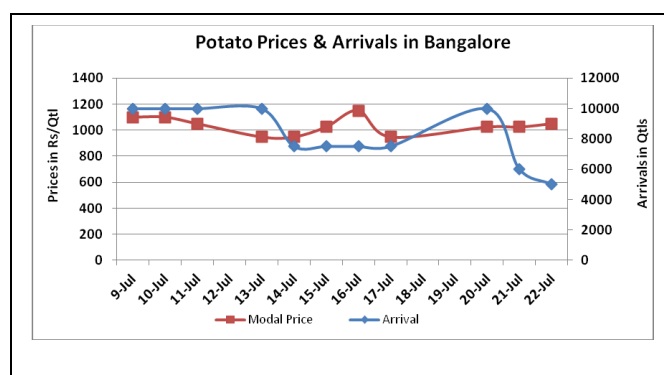
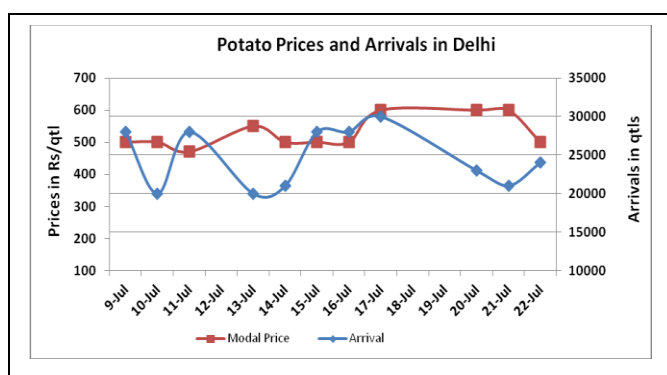


## Potato Fundamentals:

- Across the country potato prices are on lower side due to higher production and higher quantity in cold storages compared to last year. Further prices are expected to be on lower side only.
- In West Bengal, so far approximately 26 % potatoes have been released compared to last year release of 32 % during same time.
- According to trade sources in few parts of Hassan, blight disease was reported in potato crop.
- In Karnataka, total sown is approximately 20107 hectares compared to last year area of 21848 hectares as on 13-07-2015.

## Potato Wholesale Prices & Arrivals trend in Consumption Centers



(Source: AGRIWATCH)

Note: The above graph is made on data collected by Agriwatch through private sources because Agmarknet data are not consistent and lots of gaps in reporting.

## Potato Prices & Arrivals in major Mandis as on 22.July.2015

Mandis	Khandauli	Farrukhabad	Kanpur	Indore	Bangalore	Tarkeshwar(W.B)	Burdwan (W.B)
Price (Rs./Qtl)	600	500-600	300-550	300-700	1000-1100	580	550
Arrivals (Qtl)	-	-	21000	5000	5000	-	-

## Potato Prices & Arrivals in major Mandis as on 21.July.2015

Mandis	Khandauli	Farrukhabad	Kanpur	Indore	Bangalore	Tarkeshwar(W.B)	Burdwan (W.B)
Price (Rs./Qtl)	600	400-550	300-500	300-600	1000-1050	580	550
Arrivals (Qtl)	-	-	17000	3500	6000	-	-

(Source: Agriwatch)

## Potato Prices in major markets – Wholesale vs. Retail as on 22 July 2015

POTATO-Wholesale and Retail Prices		
Centre	Wholesale Prices (Rs./Qtl)	Retail Prices (Rs./Qtl)
	22-July-15	22-July-15
DELHI	1100	1900
LUCKNOW	900	1400
AHMEDABAD	1500	1700
BHOPAL	800	1200
MUMBAI	850	1900
JAIPUR	300	900
BHUBANESHWAR	680	1000
KOLKATA	650	1000
HYDERABAD	2000	2200
BENGALURU	1600	1800
TRIVANDRUM	2300	2500
CHENNAI	1000	1600

(Source: Consumer Affairs)

## Disclaimer

The information contained in this document has been compiled by Agriwatch from sources believed to be reliable, such as NHB, Agmarknet, etc. and directly from traders in mandis. However, users of this data are requested to use the information with due caution and crosscheck with other sources. This document is not, and should not be construed as an offer to sell or buy any commodities. This document may not be reproduced, distributed or published without the express consent of SFAC