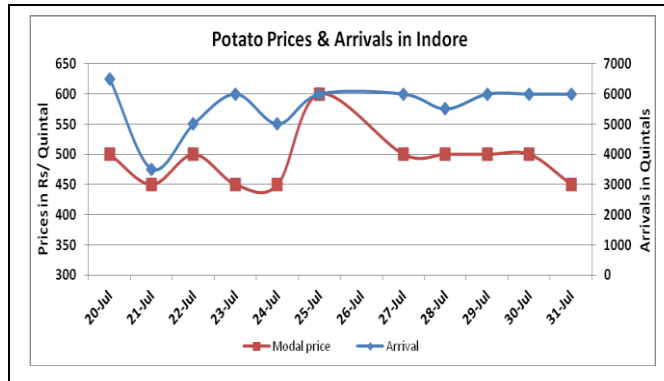
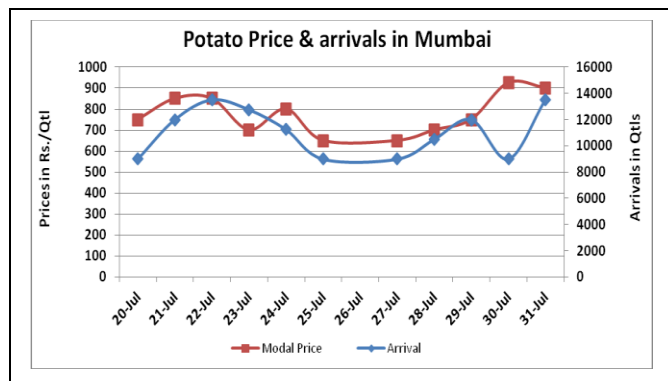
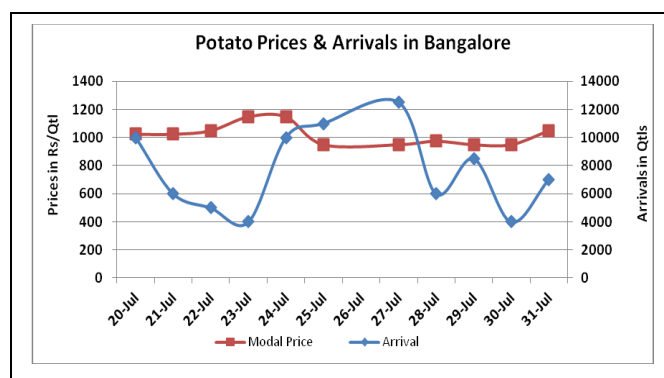
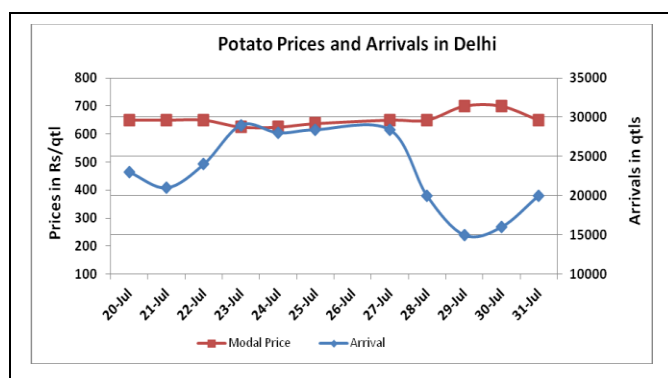


Potato Fundamentals:

- In West Bengal, potato prices have increased by Rs 40- 50/ quintal and trading in the range of Rs 580- 640/ quintal due to continuous rains from last 5-6 days which has affected the supply.
- In Bangalore, crop from Hassan has started arriving in market in smaller quantity. Traders are expecting full fledge arrivals from Hassan in couple of weeks.
- According to trade sources in producing regions like West Bengal and U.P, traders are expecting lower demand and fall in prices once crop from Hassan starts arriving in market with full pace.
- In West Bengal, so far approximately 30 % potatoes have been released compared to last year release of 40% during same time. Traders are expecting lower demand in coming months

Potato Wholesale Prices & Arrivals trend in Consumption Centers



(Source: AGRIWATCH)

Note: The above graph is made on data collected by Agriwatch through private sources because Agmarknet data are not consistent and lots of gaps in reporting.

Potato Prices & Arrivals in major Mandis as on 31.July.2015

| Mandis | Khandauli | Farrukhabad | Kanpur | Indore | Bangalore | Tarkeshwar(W.B) | Burdwan (W.B) |
|-----------------|-----------|-------------|---------|---------|-----------|-----------------|---------------|
| Price (Rs./Qtl) | 400-600 | 400-500 | 250-500 | 300-600 | 1000-1100 | 630 | 600 |
| Arrivals (Qtl) | - | - | 15000 | 6000 | 7000 | - | - |

Potato Prices & Arrivals in major Mandis as on 30.July.2015

| Mandis | Khandauli | Farrukhabad | Kanpur | Indore | Bangalore | Tarkeshwar(W.B) | Burdwan (W.B) |
|-----------------|-----------|-------------|---------|---------|-----------|-----------------|---------------|
| Price (Rs./Qtl) | 400-600 | 400-500 | 250-500 | 300-700 | 900-1000 | 640 | 600 |
| Arrivals (Qtl) | - | - | 17000 | 6000 | 4000 | - | - |

(Source: Agriwatch)

Potato Prices in major markets – Wholesale vs. Retail as on 31 July 2015

| POTATO-Wholesale and Retail Prices | | |
|------------------------------------|----------------------------|-------------------------|
| Centre | Wholesale Prices (Rs./Qtl) | Retail Prices (Rs./Qtl) |
| | 31-July-15 | 31-July-15 |
| DELHI | 963 | 1900 |
| LUCKNOW | 900 | 1400 |
| AHMEDABAD | 1500 | 1700 |
| BHOPAL | NR | NR |
| MUMBAI | 1000 | 1900 |
| JAIPUR | 300 | 900 |
| BHUBANESHWAR | 700 | 1000 |
| KOLKATA | 650 | 1000 |
| HYDERABAD | 2000 | 2200 |
| BENGALURU | 1600 | 1800 |
| TRIVANDRUM | 2300 | 2500 |
| CHENNAI | 1000 | 1600 |

(Source: Consumer Affairs)

Disclaimer

The information contained in this document has been compiled by Agriwatch from sources believed to be reliable, such as NHB, Agmarknet, etc. and directly from traders in mandis. However, users of this data are requested to use the information with due caution and crosscheck with other sources. This document is not, and should not be construed as an offer to sell or buy any commodities. This document may not be reproduced, distributed or published without the express consent of SFAC