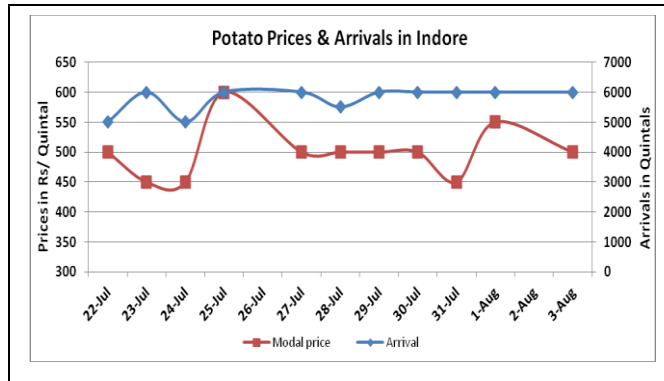
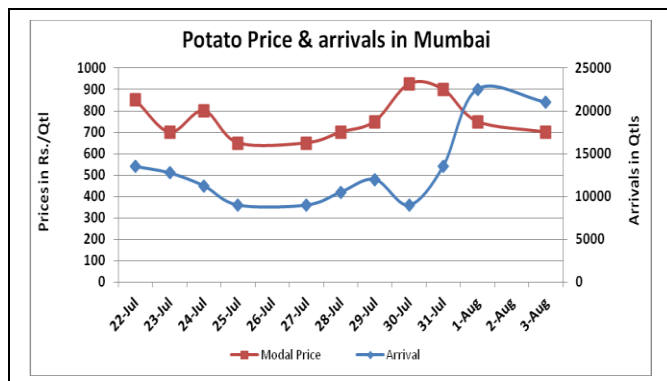
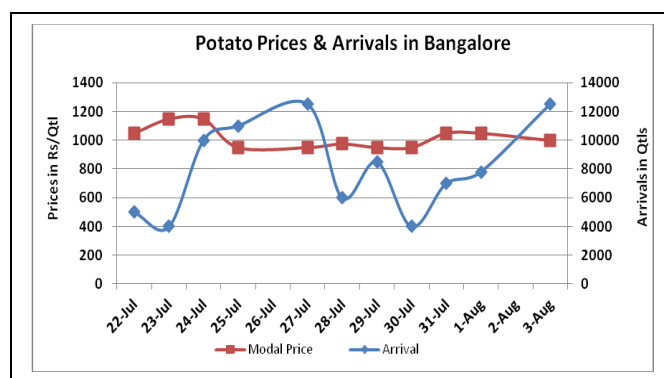
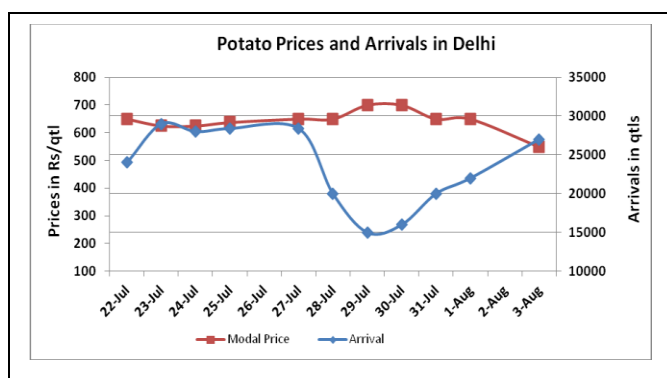


Potato Fundamentals:

- In West Bengal, potato prices have increased by Rs 40- 50/ quintal and trading in the range of Rs 580- 640/ quintal due to continuous rains from last 5-6 days which has affected the supply.
- In Bangalore, crop from Hassan has started arriving in market in smaller quantity. Traders are expecting full fledge arrivals from Hassan in couple of weeks.
- According to trade sources in producing regions like West Bengal and U.P, traders are expecting lower demand and fall in prices once crop from Hassan starts arriving in market with full pace.
- In West Bengal, so far approximately 30 % potatoes have been released compared to last year release of 40% during same time. Traders are expecting lower demand in coming months

Potato Wholesale Prices & Arrivals trend in Consumption Centers



(Source: AGRIWATCH)

Note: The above graph is made on data collected by Agriwatch through private sources because Agmarknet data are not consistent and lots of gaps in reporting.

Potato Prices & Arrivals in major Mandis as on 3.Aug.2015

Mandis	Khandauli	Farrukhabad	Kanpur	Indore	Bangalore	Tarkeshwar(W.B)	Burdwan (W.B)
Price (Rs./Qtl)	400-600	400-600	300-600	300-700	900-1100	690	620
Arrivals (Qtl)	-	-	15000	6000	12500	-	-

Potato Prices & Arrivals in major Mandis as on 1.Aug.2015

Mandis	Khandauli	Farrukhabad	Kanpur	Indore	Bangalore	Tarkeshwar(W.B)	Burdwan (W.B)
Price (Rs./Qtl)	400-600	400-550	250-500	300-800	1000-1100	Closed	Closed
Arrivals (Qtl)	-	-	17000	6000	7800	Closed	Closed

(Source: Agriwatch)

Potato Prices in major markets – Wholesale vs. Retail as on 3 Aug 2015

POTATO-Wholesale and Retail Prices		
Centre	Wholesale Prices (Rs./Qtl)	Retail Prices (Rs./Qtl)
	3-Aug-15	3-Aug-15
DELHI	1150	2000
LUCKNOW	900	1400
AHMEDABAD	1500	1700
BHOPAL	1200	800
MUMBAI	1000	1900
JAIPUR	300	900
BHUBANESHWAR	850	1100
KOLKATA	650	1000
HYDERABAD	2000	2200
BENGALURU	1600	1800
TRIVANDRUM	2300	2500
CHENNAI	800	1300

(Source: Consumer Affairs)

Disclaimer

The information contained in this document has been compiled by Agriwatch from sources believed to be reliable, such as NHB, Agmarknet, etc. and directly from traders in mandis. However, users of this data are requested to use the information with due caution and crosscheck with other sources. This document is not, and should not be construed as an offer to sell or buy any commodities. This document may not be reproduced, distributed or published without the express consent of SFAC