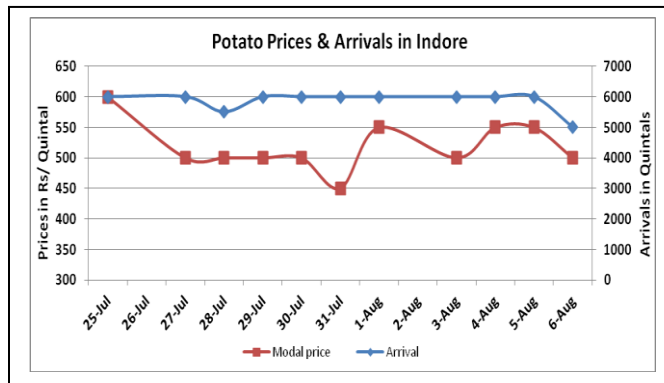
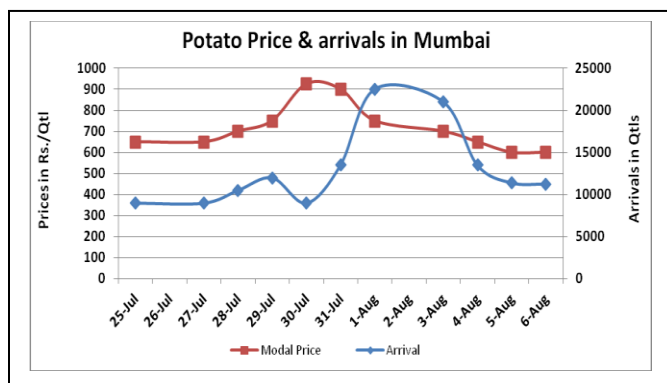
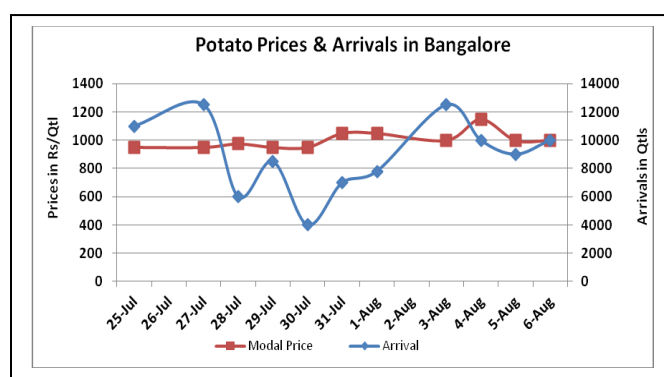
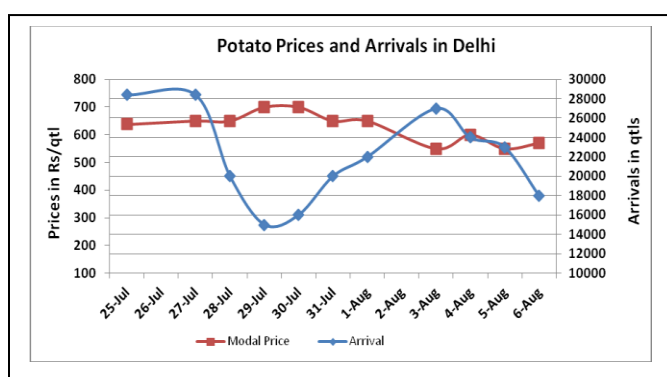


Potato Fundamentals:

- In Bihar, approximately 28% potatoes have been released so far compared to last year release of 35% by July end.
- During the week period in West Bengal, prices increased and trading at Rs 620/ quintal compared to previous week of Rs 560/ quintal due to continuous rainfall which has affected the supply.
- In Karnataka, total sown area for kharif season is approximately 22779 hectares compared to last year's area of 22649 hectares as on 03-8-2015.

In Hassan, 15460 hectares of area is sown compared to last year area of 18004 hectares during same time. Fresh crop has started arriving in market

Potato Wholesale Prices & Arrivals trend in Consumption Centers



(Source: AGRIWATCH)

Note: The above graph is made on data collected by Agriwatch through private sources because Agmarknet data are not consistent and lots of gaps in reporting.

Potato Prices & Arrivals in major Mandis as on 6.Aug.2015

Mandis	Khandauli	Farrukhabad	Kanpur	Indore	Bangalore	Tarkeshwar(W.B)	Burdwan (W.B)
Price (Rs./Qtl)	400-600	500-600	300-600	300-700	900-1100	620	580
Arrivals (Qtl)	-	-	15000	5000	10000	-	-

Potato Prices & Arrivals in major Mandis as on 5.Aug.2015

Mandis	Khandauli	Farrukhabad	Kanpur	Indore	Bangalore	Tarkeshwar(W.B)	Burdwan (W.B)
Price (Rs./Qtl)	400-600	400-550	300-600	300-800	900-1100	660	600
Arrivals (Qtl)	-	-	11000	6000	9000	-	-

(Source: Agriwatch)

Potato Prices in major markets – Wholesale vs. Retail as on 6 Aug 2015

POTATO-Wholesale and Retail Prices		
Centre	Wholesale Prices (Rs./Qtl)	Retail Prices (Rs./Qtl)
	6-Aug-15	6-Aug-15
DELHI	1150	2000
LUCKNOW	900	1400
AHMEDABAD	1300	1500
BHOPAL	500	800
MUMBAI	900	1900
JAIPUR	350	1000
BHUBANESHWAR	680	1000
KOLKATA	650	1000
HYDERABAD	2000	2200
BENGALURU	1800	2000
TRIVANDRUM	2300	2500
CHENNAI	1000	1600

(Source: Consumer Affairs)

Disclaimer

The information contained in this document has been compiled by Agriwatch from sources believed to be reliable, such as NHB, Agmarknet, etc. and directly from traders in mandis. However, users of this data are requested to use the information with due caution and crosscheck with other sources. This document is not, and should not be construed as an offer to sell or buy any commodities. This document may not be reproduced, distributed or published without the express consent of SFAC