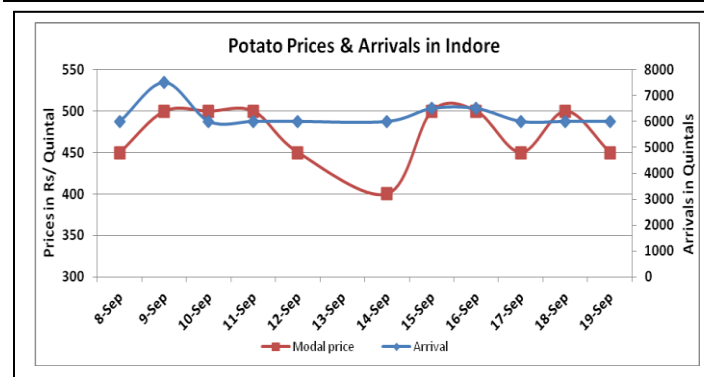
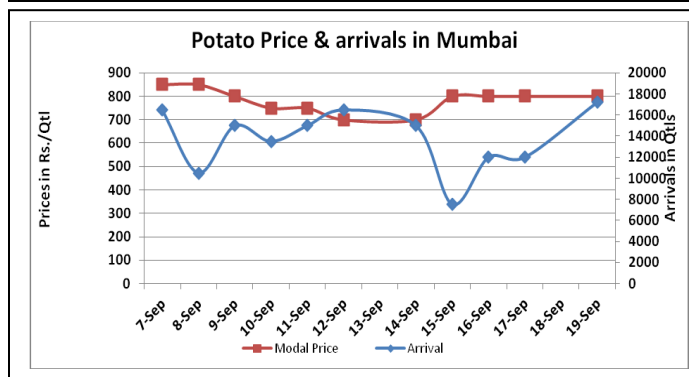
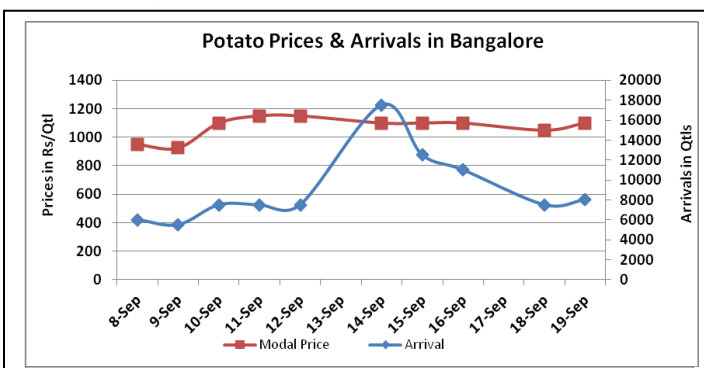
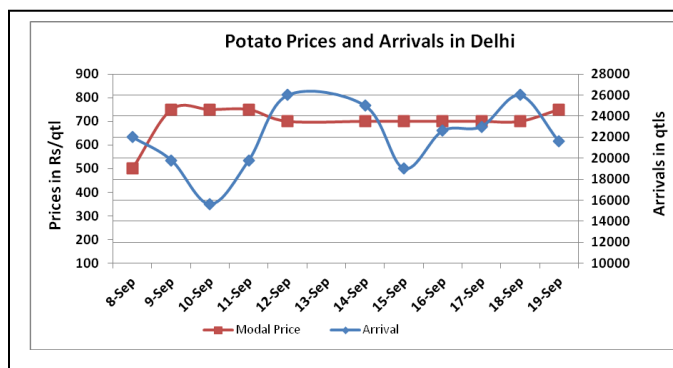


Potato Fundamentals:

- In U.P, Approximately 45% potato has been released from the cold storages compared to last year release of 50% by August end
- In West Bengal, approximately 42 % potatoes have been released compared to last year release of 53.5% by August end.
- In Bihar, approximately 40% potato has been released from cold storage compared to last year release of 50% by August end.
- In Agra (Khandauli), modal prices are trading at Rs 521/ quintal in August month compared to last year's price of Rs 1931/ quintal during same time

Potato Wholesale Prices & Arrivals trend in Consumption Centers



(Source: AGRIWATCH)

Note: The above graph is made on data collected by Agriwatch through private sources because Agmarknet data are not consistent and lots of gaps in reporting.

Potato Prices & Arrivals in major Mandis as on 19.Sept.2015

Mandis	Khandauli	Farrukhabad	Kanpur	Indore	Bangalore	Tarkeshwar(W.B)	Burdwan (W.B)
Price (Rs./Qt)	500-650	450-500	300-600	300-600	1000-1200	Closed	Closed
Arrivals (Qt)	-	-	10500	6000	8000	Closed	Closed

Potato Prices & Arrivals in major Mandis as on 18.Sept.2015

Mandis	Khandauli	Farrukhabad	Kanpur	Indore	Bangalore	Tarkeshwar(W.B)	Burdwan (W.B)
Price (Rs./Qt)	500-650	450-500	300-600	300-700	1000-1100	Closed	Closed
Arrivals (Qt)	-	-	10500	6000	7500	Closed	Closed

(Source: Agriwatch)

Potato Prices in major markets – Wholesale vs. Retail as on 18 Sept. 2015

POTATO-Wholesale and Retail Prices		
Centre	Wholesale Prices (Rs./Qtl)	Retail Prices (Rs./Qtl)
	18-Sept-15	18-Sept-15
DELHI	925	1700
LUCKNOW	1000	1200
AHMEDABAD	830	1000
BHOPAL	900	1500
MUMBAI	950	2000
JAIPUR	310	1000
BHUBANESHWAR	NR	NR
KOLKATA	650	1000
HYDERABAD	1800	2000
BENGALURU	1600	1800
TRIVANDRUM	2300	2500
CHENNAI	1000	1800

(Source: Consumer Affairs)

Disclaimer

The information contained in this document has been compiled by Agriwatch from sources believed to be reliable, such as NHB, Agmarknet, etc. and directly from traders in mandis. However, users of this data are requested to use the information with due caution and crosscheck with other sources. This document is not, and should not be construed as an offer to sell or buy any commodities. This document may not be reproduced, distributed or published without the express consent of SFAC