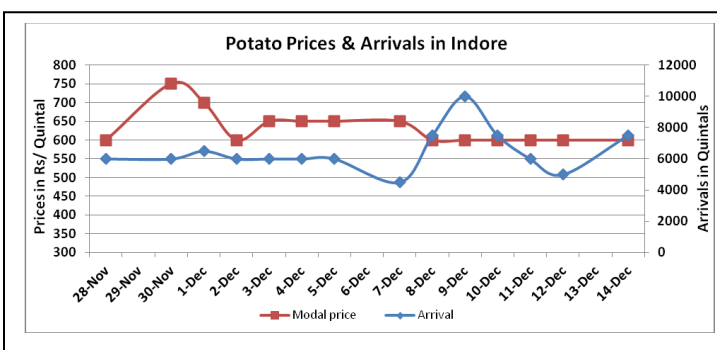
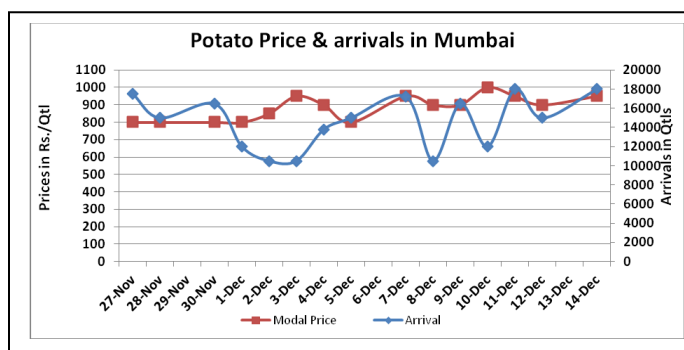
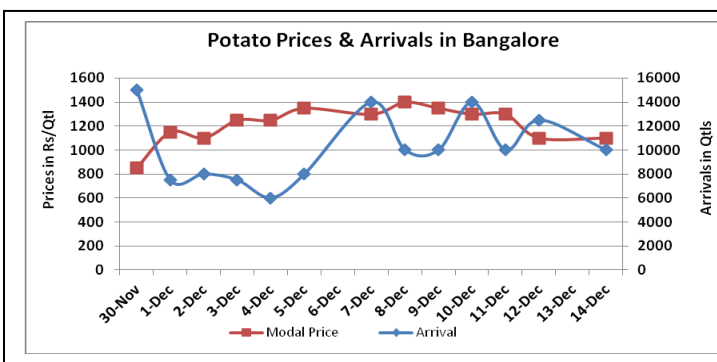
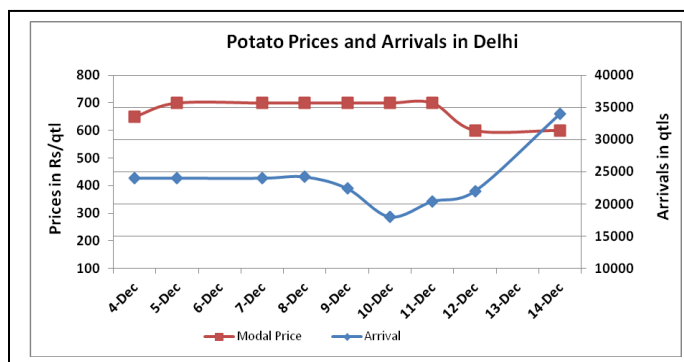


## Potato Fundamentals:

- In Delhi, modal wholesale prices are trading around Rs 600/ quintal compared to corresponding year Rs 750/ quintal during same time.
- In West Bengal, normally by 10<sup>th</sup> of December sowing is completed but this year it's delayed by 10-15 days due to unfavorable weather conditions during sowing time. It is expected that sowing may get completed by 20<sup>th</sup> December which is approximately completed by 70%.
- In U.P, Rabi sowing is almost similar to previous year but climatic conditions are not at par and may affect the production but situation is expected to be cleared after mid January.
- In M.P, approximately 80% crop of the total production is of processing variety. Fresh crop has started arriving in market and varieties arriving in market are Atlanta, FC3 and 1533.

## Potato Wholesale Prices & Arrivals trend in Consumption Centers



(Source: AGRIWATCH)

Note: The above graph is made on data collected by Agriwatch through private sources because Agmarknet data are not consistent and lots of gaps in reporting.

## Potato Prices & Arrivals in major Mandis as on 14.Dec.2015

Mandis	Khandauli	Farrukhabad	Kanpur	Indore	Bangalore	Tarkeshwar (W.B)	Burdwan (W.B)
Price (Rs./Qtl)	600-700	500-600	400-700	300-900	1000-1200	760	620
Arrivals (Qtl)	19260	22500	30000	7500	10000	-	-

## Potato Prices & Arrivals in major Mandis as on 12.Dec.2015

Mandis	Khandauli	Farrukhabad	Kanpur	Indore	Bangalore	Tarkeshwar(W.B)	Burdwan (W.B)
Price (Rs./Qtl)	600-750	500-600	400-700	300-900	1000-1200	Closed	Closed
Arrivals (Qtl)	28080	18750	23250	5000	12500	Closed	Closed

(Source: Agriwatch)

## Potato Prices in major markets – Wholesale vs. Retail as on 14 Dec. 2015

POTATO-Wholesale and Retail Prices		
Centre	Wholesale Prices (Rs./Qtl)	Retail Prices (Rs./Qtl)
	14-Dec-15	14-Dec-15
DELHI	650	1800
LUCKNOW	1000	1200
AHMEDABAD	1030	1200
BHOPAL	1200	1500
MUMBAI	1000	2000
JAIPUR	200	800
BHUBANESHWAR	850	1200
KOLKATA	850	1100
HYDERABAD	1800	2000
BENGALURU	1600	2000
TRIVANDRUM	3200	3500
CHENNAI	1000	1800

(Source: Consumer Affairs)

## Disclaimer

The information contained in this document has been compiled by Agriwatch from sources believed to be reliable, such as NHB, Agmarknet, etc. and directly from traders in mandis. However, users of this data are requested to use the information with due caution and crosscheck with other sources. This document is not, and should not be construed as an offer to sell or buy any commodities. This document may not be reproduced, distributed or published without the express consent of SFAC