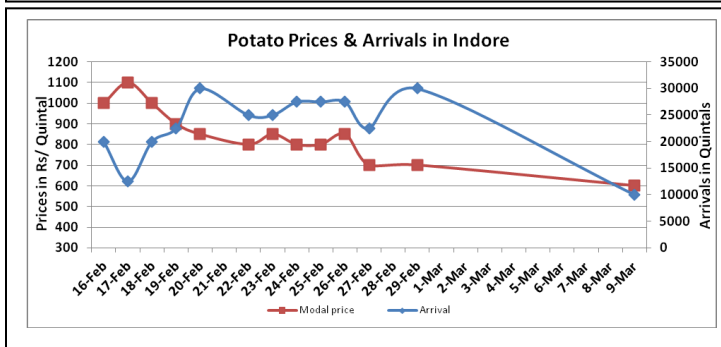
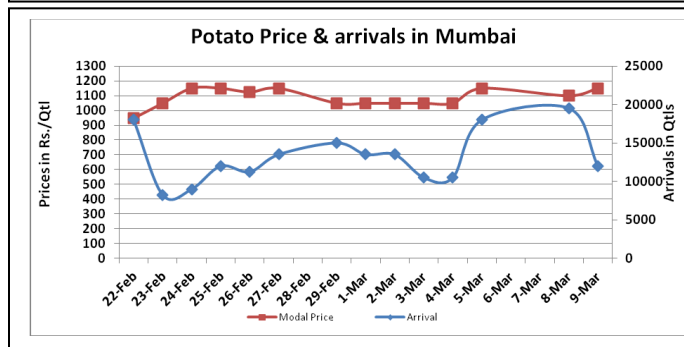
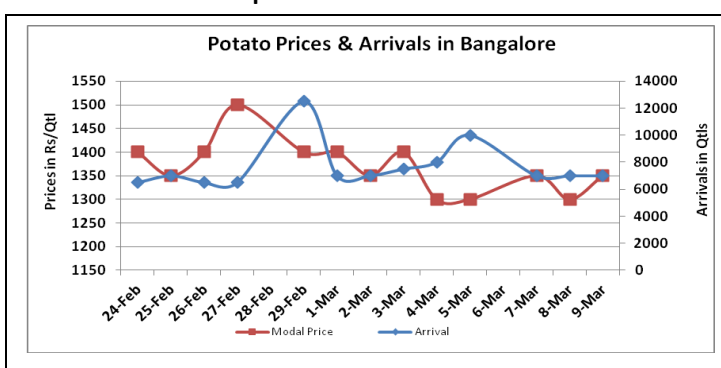
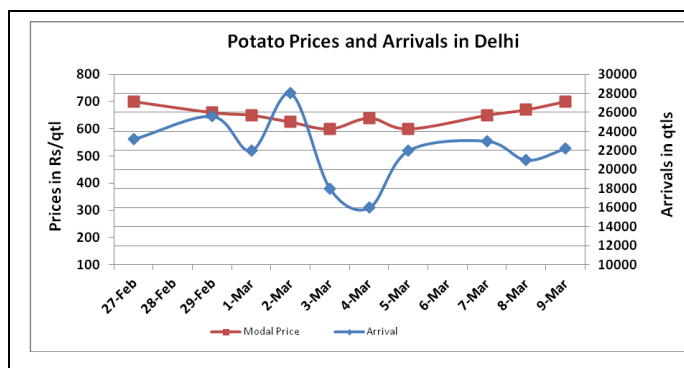


Potato Fundamentals:

- In U.P, loading in cold storages is in full pace and traders are expecting 80-90% capacity utilization from total capacity of 119.49 Lakh tons. Last year total capacity utilization in U.P was approximately 115 lakh tons.
- In West Bengal, traders are expecting 80-90% of loading in cold storages from a total capacity of 62.5 Lakh tons.
- In Bihar, loading is in full pace and prices are trading in the range of Rs 900-Rs 1025/ quintal compared to corresponding year's Rs 600-Rs 650 / quintal during same time.
- In Bihar, so far approximately 75% of loading is completed from a total capacity of 11.12 lakh tons. Last year total storage was 10.5 Lakh tons.

Potato Wholesale Prices & Arrivals trend in Consumption Centers



(Source: AGRIWATCH)

Note: The above graph is made on data collected by Agriwatch through private sources because Agmarknet data are not consistent and lots of gaps in reporting.

Potato Prices & Arrivals in major Mandis as on 09.Mar.2016

Mandis	Farrukhabad	Khandauli	Indore	Bangalore	Tarkeshwar (W.B)	Burdwan (W.B)
Price (Rs./Qtl)	650-800	800-860	500-1100	1200-1500	1160	1100
Arrivals (Qtl)	45000	10000	10000	7000	-	-

Potato Prices & Arrivals in major Mandis as on 08.Mar.2016

Mandis	Farrukhabad	Khandauli	Indore	Bangalore	Tarkeshwar(W.B)	Burdwan (W.B)
Price (Rs./Qtl)	700-1000	800-900	500-1000	1200-1400	1160	1100
Arrivals (Qtl)	30000	17500	10800	7000	-	-

(Source: Agriwatch)

Potato Prices in major markets – Wholesale vs. Retail as 09 Mar 2016

POTATO-Wholesale and Retail Prices		
Centre	Wholesale Prices (Rs./Qtl)	Retail Prices (Rs./Qtl)
	09.Mar.2016	09.Mar.2016
DELHI	725	1400
LUCKNOW	700	800
AHMEDABAD	1200	1400
BHOPAL	800	900
MUMBAI	1150	1900
JAIPUR	700	1000
BHUBANESHWAR	1300	1600
KOLKATA	900	1200
HYDERABAD	1800	2000
BENGALURU	1600	2000
TRIVANDPURAM	2200	2500
CHENNAI	1200	1800

(Source: Consumer Affairs)

Disclaimer

The information contained in this document has been compiled by Agriwatch from sources believed to be reliable, such as NHB, Agmarknet, etc. and directly from traders in mandis. However, users of this data are requested to use the information with due caution and crosscheck with other sources. This document is not, and should not be construed as an offer to sell or buy any commodities. This document may not be reproduced, distributed or published without the express consent of SFAC