

Content

Highlights**Pulses-Wise Scenario**

1. **Chana (Chickpeas / Bengal Gram)**
2. **Matar (Peas)**
3. **Tur (Pigeon Peas / Red Gram)**
4. **Masoor (Lentils)**
5. **Moong (Green Gram)**
6. **Urad (Black Matpe /Black Gram)**

Appendix

- ✓ Pulses Wise Technical Outlook For Current Week
- ✓ Pulses Import of the week.
- ✓ Pulses Production Forecast
- ✓ Indian Pulses Supply & Demand
- ✓ Pulses Production Snapshot by MOA – Total and Pulses-Wise
- ✓ Domestic pulses Production, Demand and Import (in Million Tonne) by MOA

Commodity-wise Domestic, International Prices and Arrivals at Different Centers

Highlights
[\(Back to Content\)](#)
Domestic:

According to IBIS (provisional data), import of pulses in the last week (31 Aug-06 Sept) was around 58 Thousand tonnes at major ports in India, around 44% lower than previous week's (24 Aug-30 Aug), import of 103 Thousand tonnes. Yellow pea, Urad and Green Pea were imported lower this week whereas; Chana, Green Pea, Kidney Bean, Tur and Moong were imported higher as compared to last week.

State Trading Corporation of India has invited Expression Of Interest (EOI) from Millers and Traders of Pulses for import of all variety of pulses on their behalf. On fulfillment of the pre-qualification criteria, millers /traders shall enroll with STC. Enrolled Traders/Millers can avail the services of STC to import (minimum 50 metric tonnes) any pulses, on their behalf, giving their specification. The closing date for submission of EOI is 20/10/2015. For further details go to <http://www.tenders.gov.in/details.asp?tempid=1&tid=del767550&work=1&cno=0>

According to the Gujarat Agriculture Department First Advance Estimate 2015-16, total pulses production has been set at 3.74 Lakh tonnes with area of 4.43 Lakh Hectares and yield of 843 kg/Ha. The estimated area has marginally increased from normal area which is 4.41 Lakh Hectares. However, pulses in Gujarat stood at 4.14 Lakh Hectares as on 31 August this year, around 10% higher than 3.78 hectares of area sown during corresponding period last year.

As per the latest NCDEX circulation, the following changes have been made in the Chana Contract Open Interest of Members and Client:

The revised numerical open position limits area as follow:

| Commodity | Symbol | Unit | *Member | | **Client | | Applicable From |
|-----------|----------|------|---------|------------|----------|------------|-----------------|
| | | | Overall | Near Month | Overall | Near Month | |
| Chana | CHARJDEL | 2MT | 150000 | 75000 | 15000 | 7500 | Sept 21,2015 |
| | CHANA2MT | | | | | | |

Note 1: *A member's open interest limit at overall (all contracts) level will be either the absolute number indicated above or 20% of the total market wide open position in the commodity, whichever is higher. In case of Near month limit, a member's open interest limits will be either the absolute number indicated above or 20% of the total Near month market wide open position in the commodity, whichever is higher.

Note 2: **A client's open interest limit at overall (all contracts) level will be either the absolute number indicated above or 5% of the total market wide open position in the commodity, whichever is higher. In case of Near month limit, a client's open interest limits will be either the absolute number indicated above or 5% of the total Near month market wide open position in the commodity, whichever is higher.

Concerned over the rising prices of pulses, government of Chhattisgarh has imposed stock limit to retailers and wholesalers. They can stock up a maximum of 100 tonnes of pulses at a time. This decision will help the prices of pulses to stay low as supply will increase in the market and market players will not be able to hold large amount of stock.

Area under Kharif pulses throughout the country stood 108.37 lakh hectares as on 04 September this year, around 11% higher when compared to the area sown during corresponding period last year which was 97.56 lakh hectares, according to Ministry of Agriculture.

Area under Kharif pulses in Andhra Pradesh stood at 2.26 Lakh Hectares as on 09 September this year, around 48% higher than 1.53 Lakh hectares of area sown during corresponding period last year. The area of Green gram and Red gram has shown the highest increase as compared to last year.

According to latest data released by Gujarat Agriculture Ministry, area under Kharif, pulses in Gujarat stood at 4.17 Lakh Hectares as on 07 September this year, around 8% higher than 3.86 hectares of area sown during corresponding period last year.

International:

According to the Union Nationale Interprofessionnelle des Plantes Riches en Proteines (UNIP), French Pea exports in the month of July was 34130 MT which is around 1% higher than the month of June that was 33720 MT. The increase in exports is due to good demand of pea from Indian subcontinent.

According to the latest ABARES report, Australian Chickpea production forecast 2015-16 is 990 kilo tonnes which are around 78% greater than 2014-15 estimate which was 555 kilo tonnes. Australian chickpea harvesting starts from mid September and crops start hitting India market from October onwards.

According to the Pakistan Bureau of Statistics (PBS), pulses net import in fiscal year (July to June) 2014-15 was around 6.60 Lakh tonnes which were around 32 % higher than 2013-14 that was 4.99 Lakh tonnes. Pakistan imports around 50-60 Lakh tonnes of pulses annually to meet its demand mainly from countries like Australia, Burma, Tanzania and Ethiopia.

[\(Back to Content\)](#)

Weekly Outlook: -Pulses prices are likely to remain steady to slightly weak.

Pulses-Wise Scenario (Back to Content)

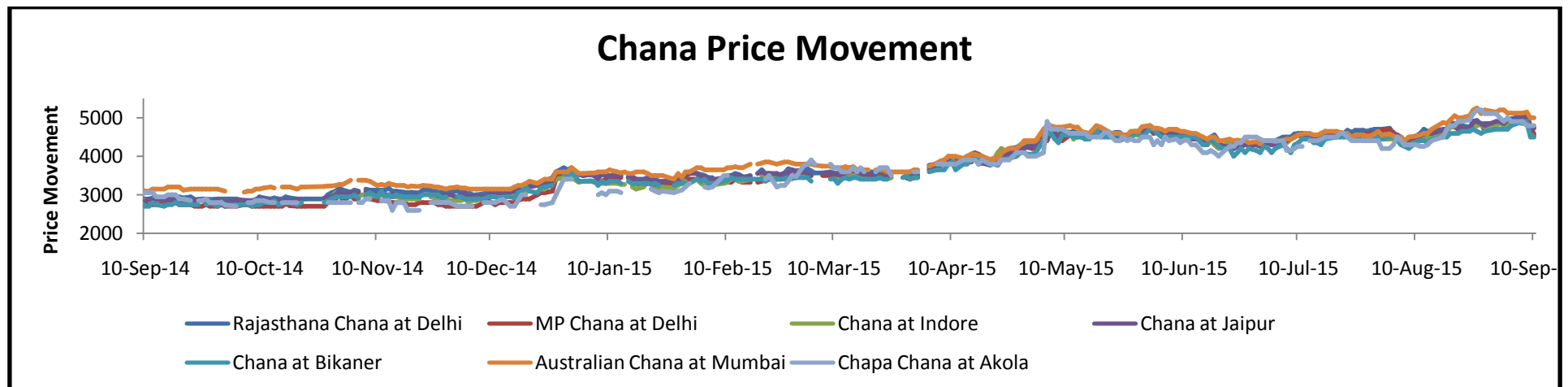
Chana (Back to Content)

Market Recap:

Chana prices noticed downward movement during the week.

Current Scenario:

Chana noticed steady to weak movement during the week and price range was Rs.4500-5150 per quintal at major markets. Following graph illustrates the chana price movement in different markets:



Weekly Chana Import In India (Country-Wise; Port-Wise) (Quantities in tonne):

| Sum of QUANTITY in tonne | | PORT | | | | | |
|--------------------------|--------------------------|-------------|----------|---------------|------------|-------------|-------------|
| SOURCE | Week | KOLKATA SEA | JNPT SEA | TUTICORIN SEA | MUNDRA SEA | CHENNAI SEA | Grand Total |
| AUSTRALIA | Sept 31 aug-06 sept,2015 | 4038 | 1145 | | | | 5184 |
| CANADA | Sept 31 aug-06 sept,2015 | 130 | 104 | | | | 234 |
| ETHIOPIA | Sept 31 aug-06 sept,2015 | | 48 | 108 | | | 156 |
| MEXICO | Sept 31 aug-06 sept,2015 | | 154 | 46 | | | 200 |
| RUSSIA | Sept 31 aug-06 sept,2015 | | 1689 | | 3412 | | 5101 |
| TANZANIA | Sept 31 aug-06 sept,2015 | | 96 | | | | 96 |
| U S A | Sept 31 aug-06 sept,2015 | | 354 | 118 | | | 472 |
| UKRAINE | Sept 31 aug-06 sept,2015 | | 106 | | | | 106 |
| ARGENTINA | Sept 31 aug-06 sept,2015 | 46 | 137 | | | 46 | 229 |

| | | | |
|-------|--------------------------|-----|-----|
| SUDAN | Sept 31 aug-06 sept,2015 | 125 | 125 |
|-------|--------------------------|-----|-----|

Market Outlook

Chana prices are likely to witness range bound movement in the coming week.

Peas (Matar)

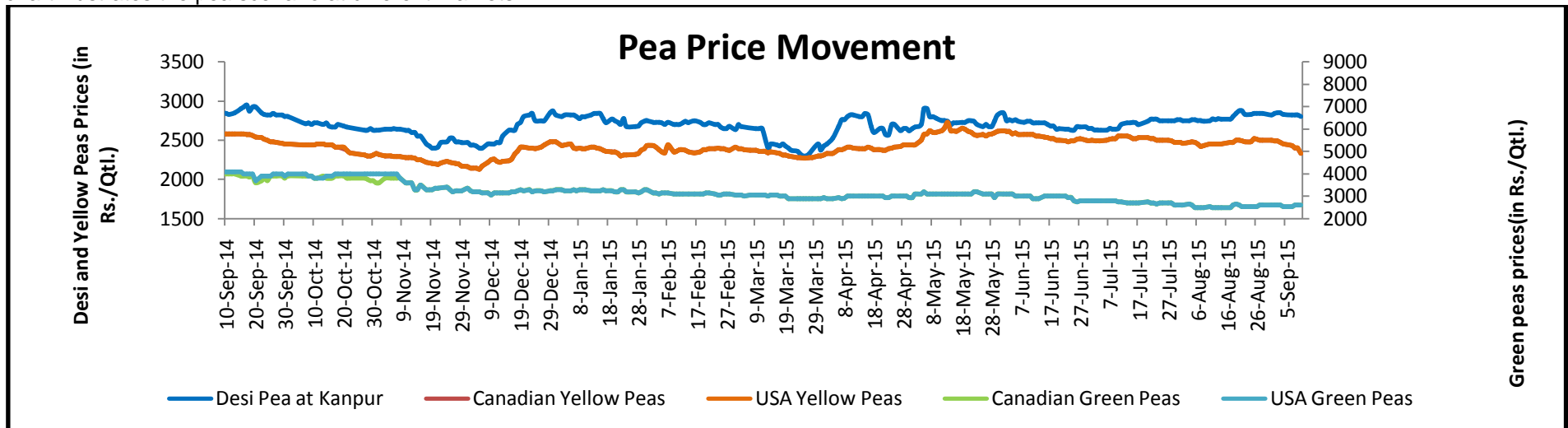
[\(Back to Content\)](#)

Market Recap:

Desi and imported peas witnessed steady to slightly weak movement.

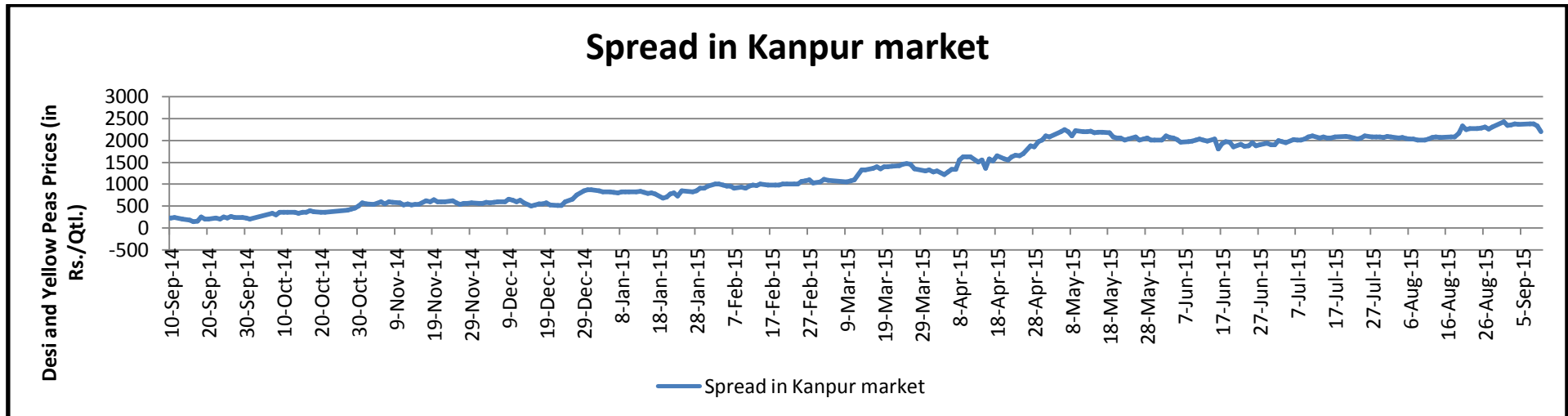
Current Market Dynamics & Outlook:

At Kanpur, Desi Peas witnessed steady to slightly weak movement during the week; the average prices during the week span was Rs.2821 per Quintal. Following chart illustrates the pea scenario at different markets:-



Spread With Chana

The spread between chana and pea at Kanpur reached to 2200. Meanwhile, spread is expected to remain between 2000-2400 per quintal in the coming days on relative movement in pea prices.


Weekly Pea Import In India (Country-Wise; Port-Wise) (Quantities in tonne):

| Sum of QUANTITY in tonne | | PORT | | | | | |
|--------------------------|--------------------------|---------------|-------------|-------------|----------|------------|-------------|
| SOURCE | Week | TUTICORIN SEA | CHENNAI SEA | KOLKATA SEA | JNPT SEA | MUMBAI SEA | Grand Total |
| AUSTRALIA | Sept 31 aug-06 sept,2015 | 466 | | | 113 | | 579 |
| CANADA | Sept 31 aug-06 sept,2015 | | | 1138 | | 1000 | 2138 |
| U S A | Sept 31 aug-06 sept,2015 | | 69 | | 69 | | 139 |
| TANZANIA | Sept 31 aug-06 sept,2015 | 243 | | | | | 243 |

Market Outlook

Prices of Pea are likely to remain range bound during the week.

Lentils (Masoor)

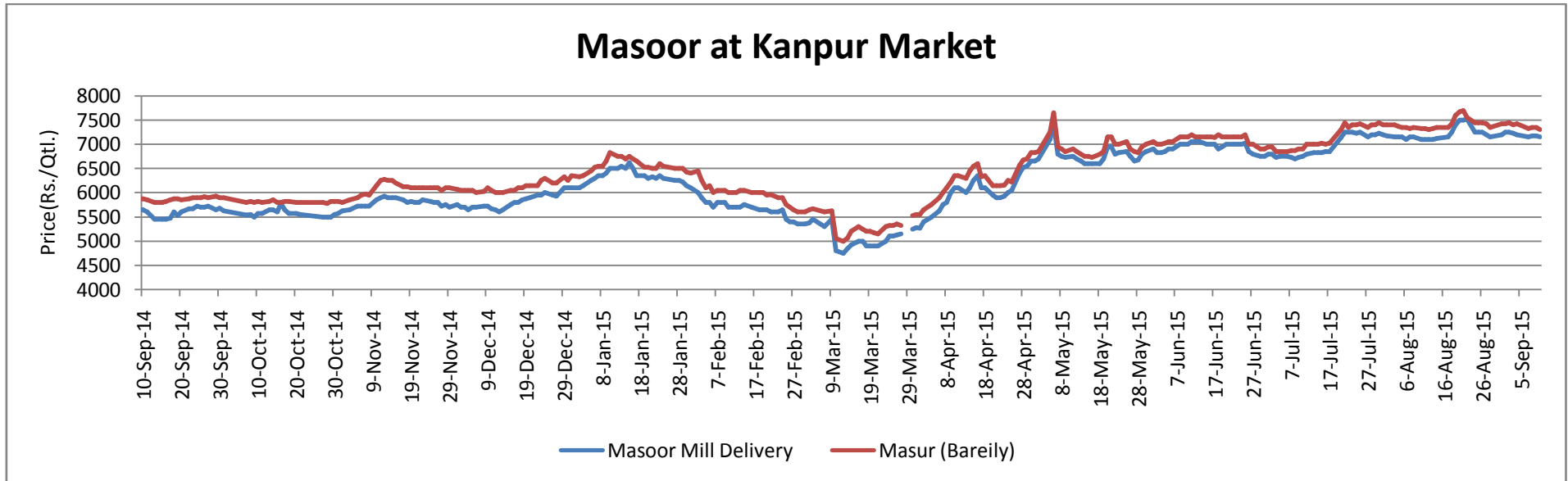
[\(Back to Content\)](#)

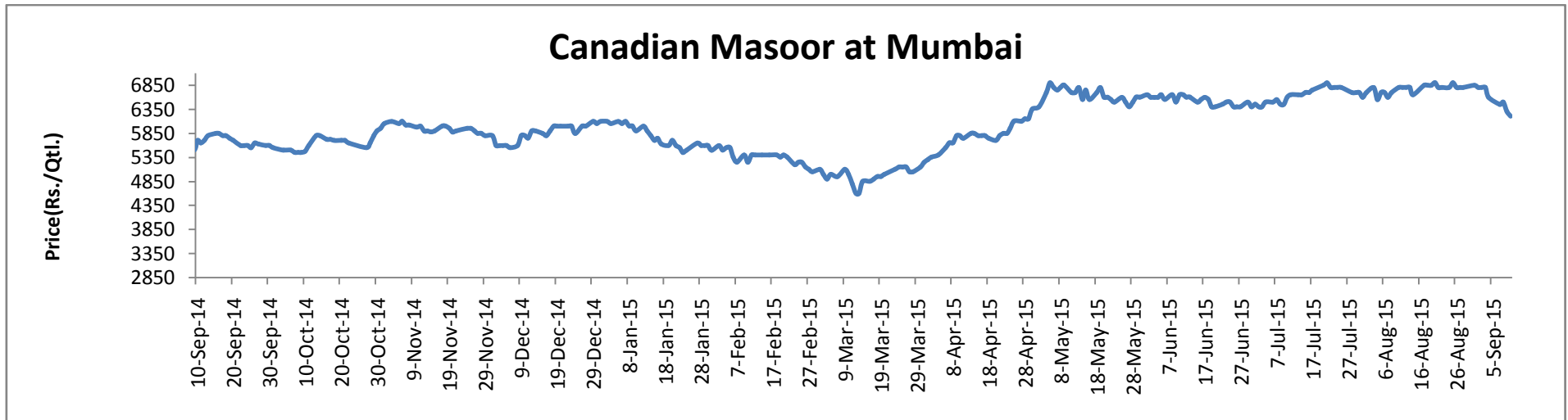
Market Recap:

Desi and imported masoor noticed steady to weak movement.

Current Scenario:

Masoor Mill delivery of Kanpur noticed steady to slightly weak movement and prices were in the range of Rs.7150-7200 per quintal. Masoor Bareilly also noticed steady to slightly weak movement with the price band of Rs.7300-7425 per quintal. Masoor Canadian is showing steady to slightly weak movement at Rs.6200-6600 per quintal. The following chart shows the masoor prices movement in key markets:-




Weekly Masoor Import In India (Country-Wise; Port-Wise) (Quantities in tonne):

| Sum of QUANTITY in tonne | | PORT | | | | |
|--------------------------|--------------------------|---------------|----------|-------------|-------------|--------------|
| SOURCE | Week | TUTICORIN SEA | JNPT SEA | KOLKATA SEA | CHENNAI SEA | Grand Total |
| AUSTRALIA | Sept 31 aug-06 sept,2015 | | 238 | 578 | | 816 |
| CANADA | Sept 31 aug-06 sept,2015 | 1938 | 10257 | 1740 | 3396 | 17330 |
| U S A | Sept 31 aug-06 sept,2015 | 614 | | 208 | 610 | 1432 |

Market Outlook

Prices are likely to notice steady to slightly weakmovementin the coming days.

Pigeon pea (Tur/Toor)

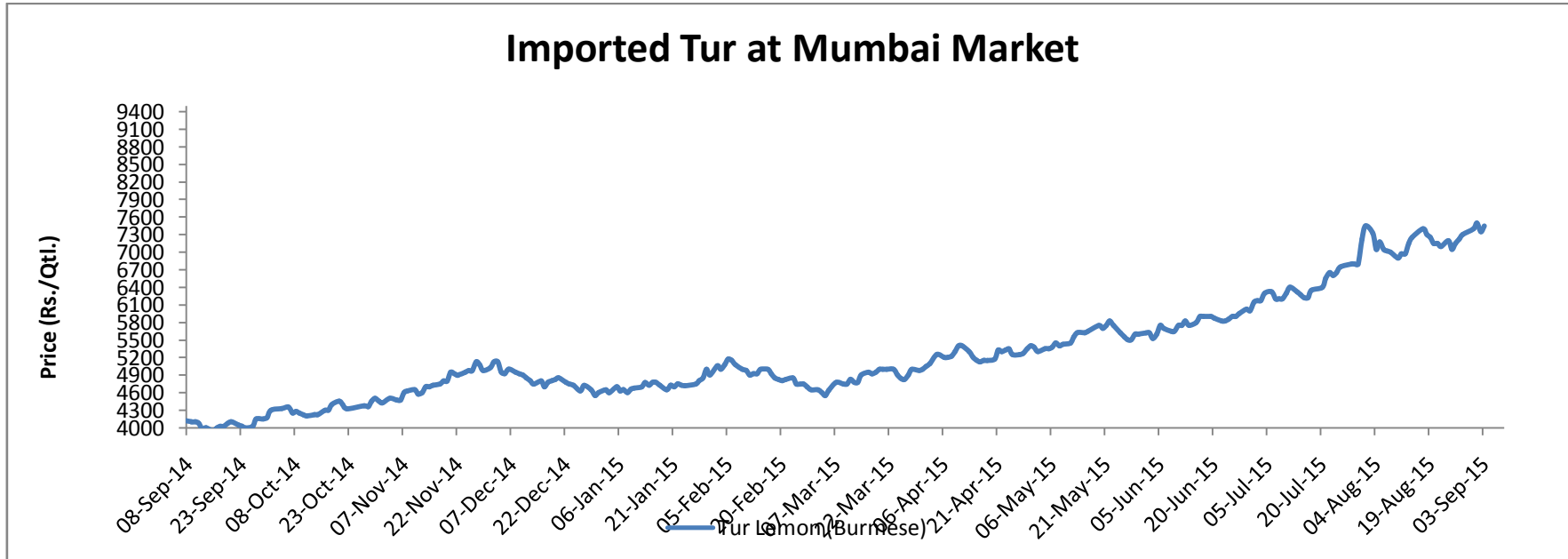
[\(Back to Content\)](#)

Market Recap:

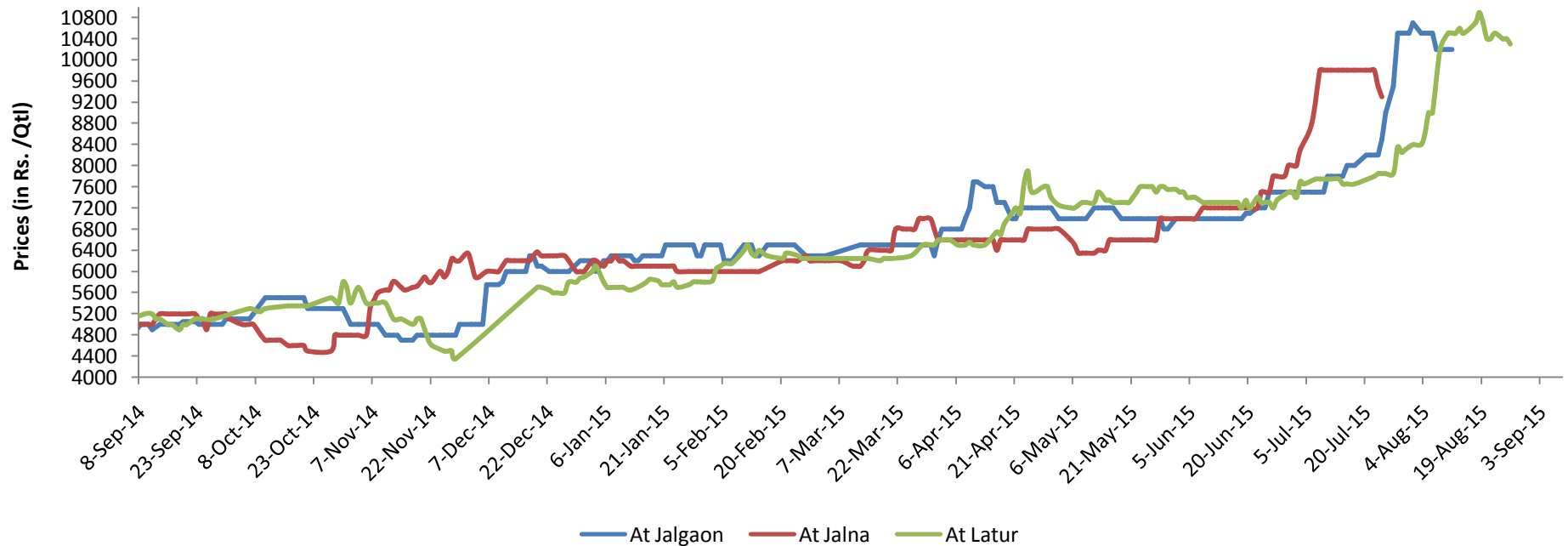
During this period, desi Tur and imported Tur noticed steady to slightly weak movement.

Current Market Dynamics & Outlook:

Tur noticed steady to slightly weak movement during the week. Burmese lemon Tur noticed range bound with the range of Rs.9500-9650 per Quintal.



Red Tur



Weekly Tur Import In India (Country-Wise; Port-Wise) (Quantities in tonne):

| Sum of QUANTITY in tonne | | PORT | | | | | |
|--------------------------|--------------------------|----------|-------------|---------------|-------------|-------------------|-------------|
| SOURCE | Week | JNPT SEA | CHENNAI SEA | TUTICORIN SEA | KOLKATA SEA | KRISHNAPATNAM SEA | Grand Total |
| KENYA | Sept 31 aug-06 sept,2015 | 222 | | | | | 222 |
| MOZAMBIQUE | Sept 31 aug-06 sept,2015 | 120 | | | | | 120 |
| MYANMAR | Sept 31 aug-06 sept,2015 | 3498 | 599 | | | 286 | 4384 |
| TANZANIA | Sept 31 aug-06 sept,2015 | 240 | | | | | 240 |
| MALAWI | Sept 31 aug-06 sept,2015 | 863 | | | | | 863 |
| SUDAN | Sept 31 aug-06 sept,2015 | 885 | | | | | 885 |
| CANADA | Sept 31 aug-06 sept,2015 | 18 | | 135 | 368 | | 520 |
| U S A | Sept 31 aug-06 sept,2015 | | | 86 | | | 86 |
| BENIN | Sept 31 aug-06 sept,2015 | 37 | | | | | 37 |

Market Outlook: Tur prices are likely to show steady to weak movement.

Black Matpe (Urad)

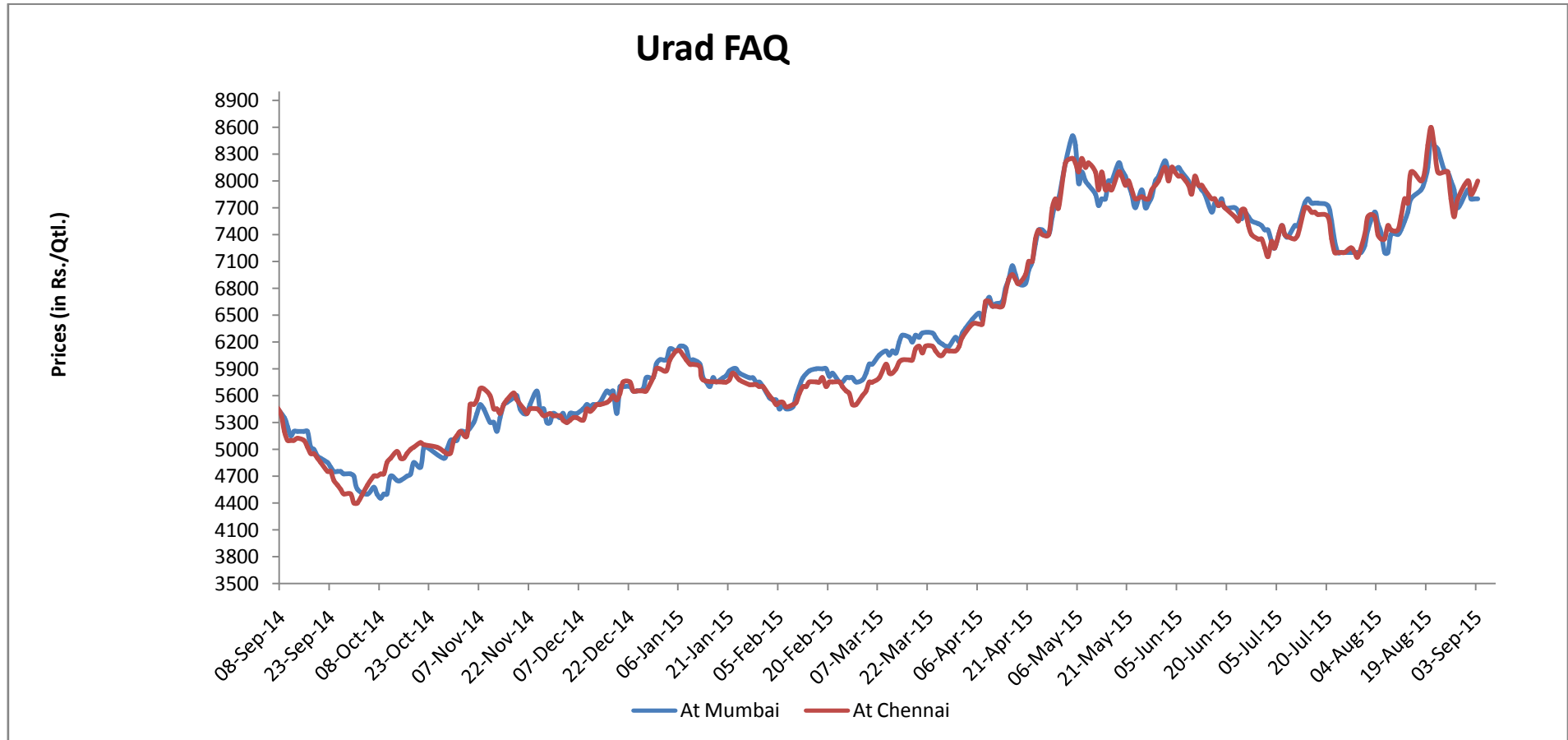
[\(Back to Content\)](#)

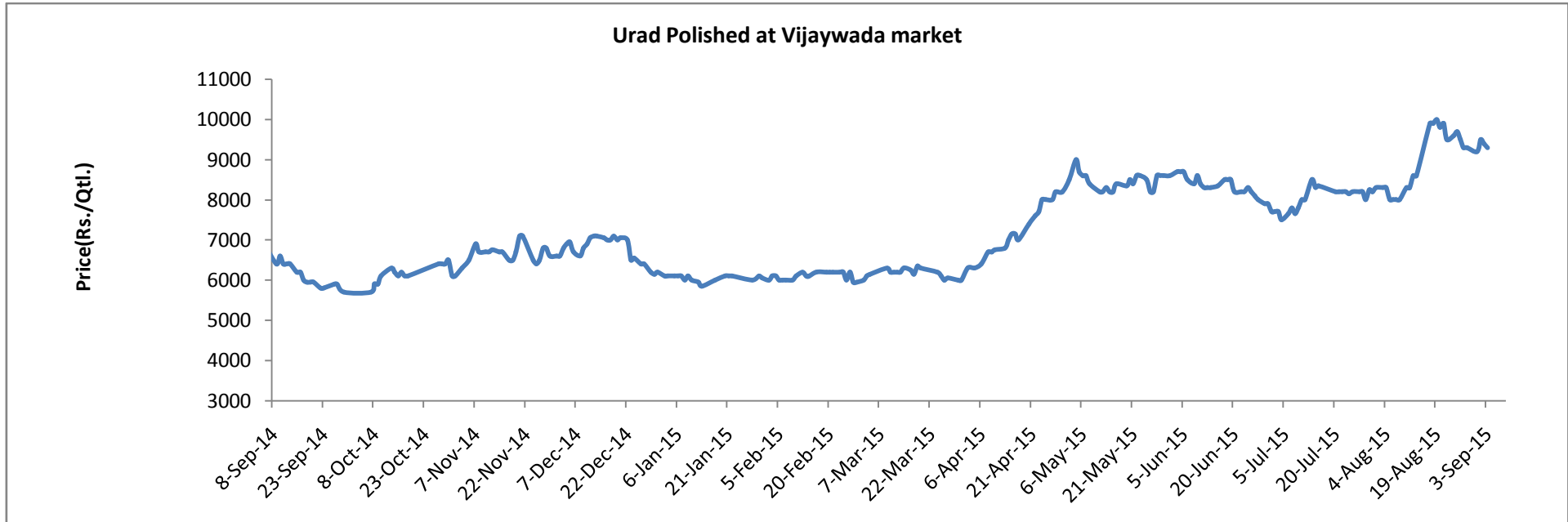
Market Recap:

During the period, imported and desi urad prices noticed mostly weak tone.

Current Market Dynamics & Outlook:

Urad FAQ at Mumbai (Rs.7800/Qtl.) and Chennai (Rs.7910Qtl.) noticed weak tone. At Vijayawada prices showed range bound between Rs.9300-9500 per quintal. The following graph shows the prices movement in different markets:-





Weekly Urad Import In India (Country-Wise; Port-Wise) (Quantities in tonne):

| Sum of QUANTITY in tonne | | PORT | | | | |
|--------------------------|--------------------------|-------------|----------|---------------|-------------------|-------------|
| SOURCE | Week | CHENNAI SEA | JNPT SEA | TUTICORIN SEA | KRISHNAPATNAM SEA | Grand Total |
| MYANMAR | Sept 31 aug-06 sept,2015 | 2971 | 201 | 72 | 120 | 3364 |
| THAILAND | Sept 31 aug-06 sept,2015 | 24 | | | | 24 |

Market Outlook:

Prices are likely to remain steady to slightly weak.

Green Gram (Moong)

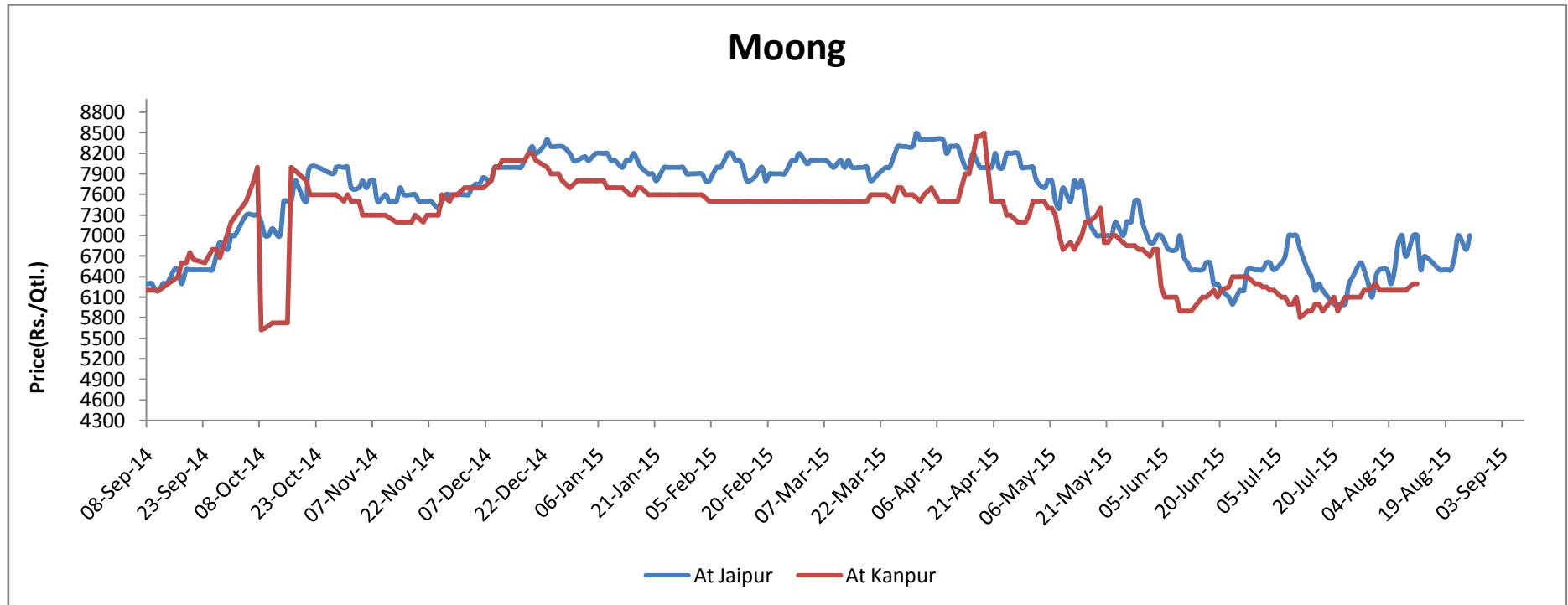
[\(Back to Content\)](#)

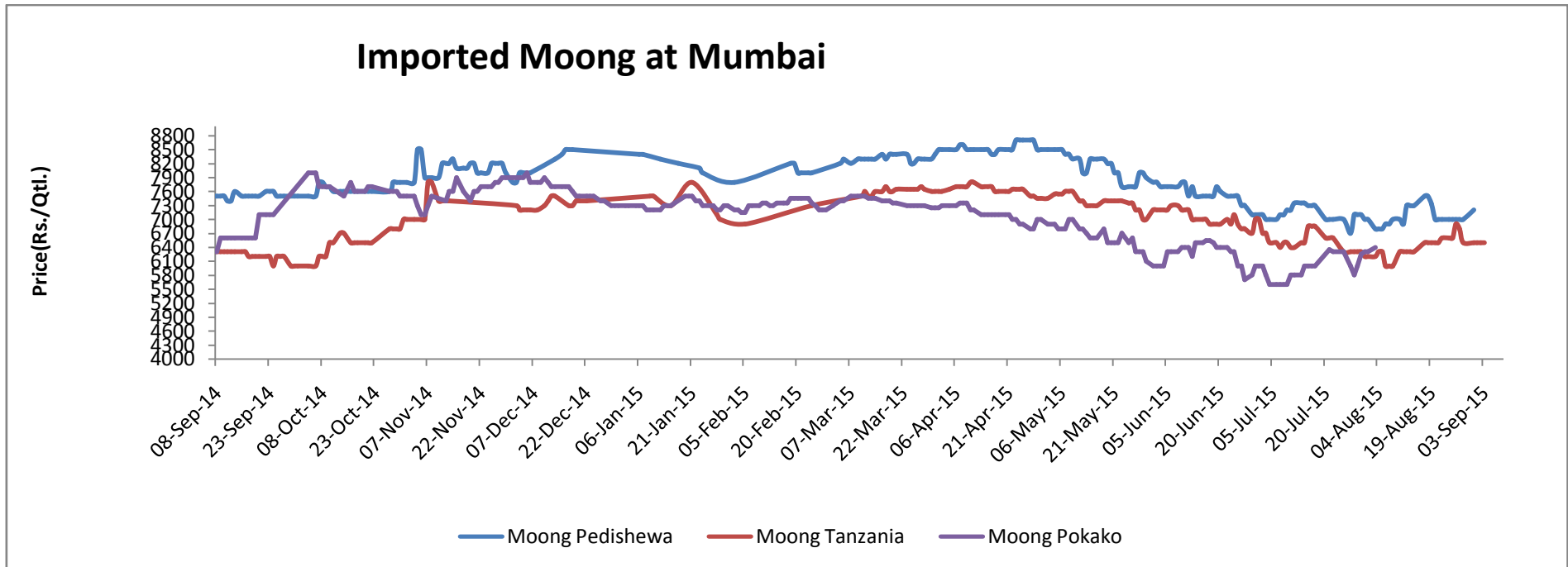
Market Recap:

Desi moong prices noticed firm movement during the week.

Current Market

Moong at Jaipur were firm at Rs. 6500-7000 per quintal, and at Kanpur it ruled slightly firm at Rs. 6250 per quintal.





Weekly Moong Import In India (Country-Wise; Port-Wise) (Quantities in tonne):

| Sum of QUANTITY in tonne | | PORT | | | | |
|--------------------------|--------------------------|-------------|----------|---------------|-------------|-------------|
| SOURCE | Week | CHENNAI SEA | JNPT SEA | TUTICORIN SEA | KOLKATA SEA | Grand Total |
| ARGENTINA | Sept 31 aug-06 sept,2015 | | 548 | 354 | 96 | 998 |
| KENYA | Sept 31 aug-06 sept,2015 | | 676 | | | 676 |
| TANZANIA | Sept 31 aug-06 sept,2015 | | 47 | | | 47 |
| AUSTRALIA | Sept 31 aug-06 sept,2015 | 72 | 48 | 318 | 210 | 648 |
| MYANMAR | Sept 31 aug-06 sept,2015 | 72 | | | | 72 |

Market Outlook:

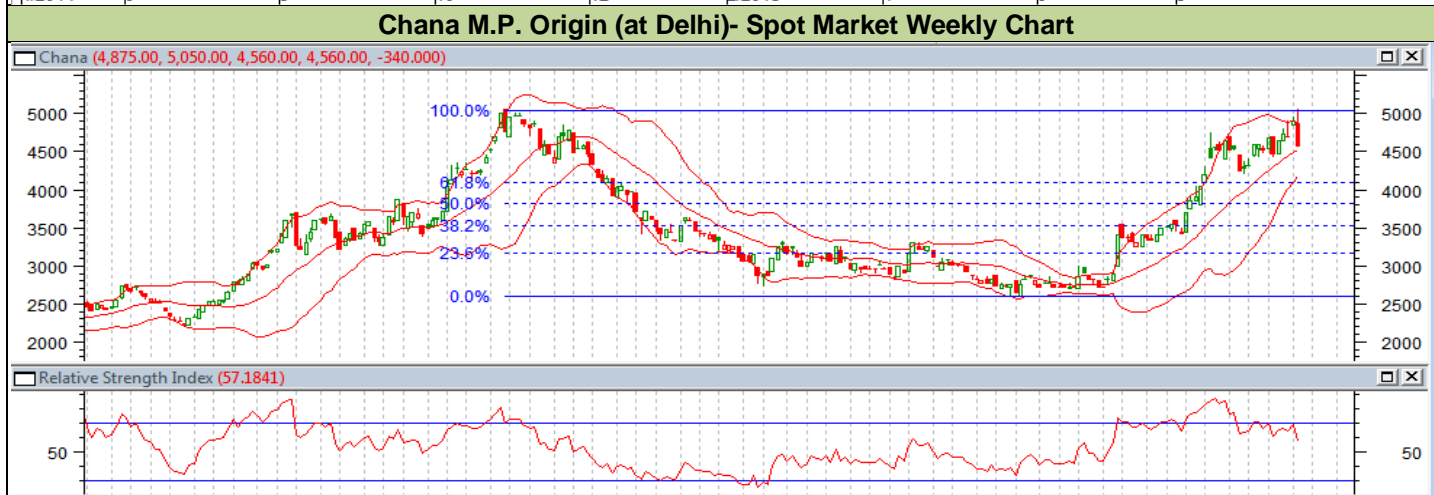
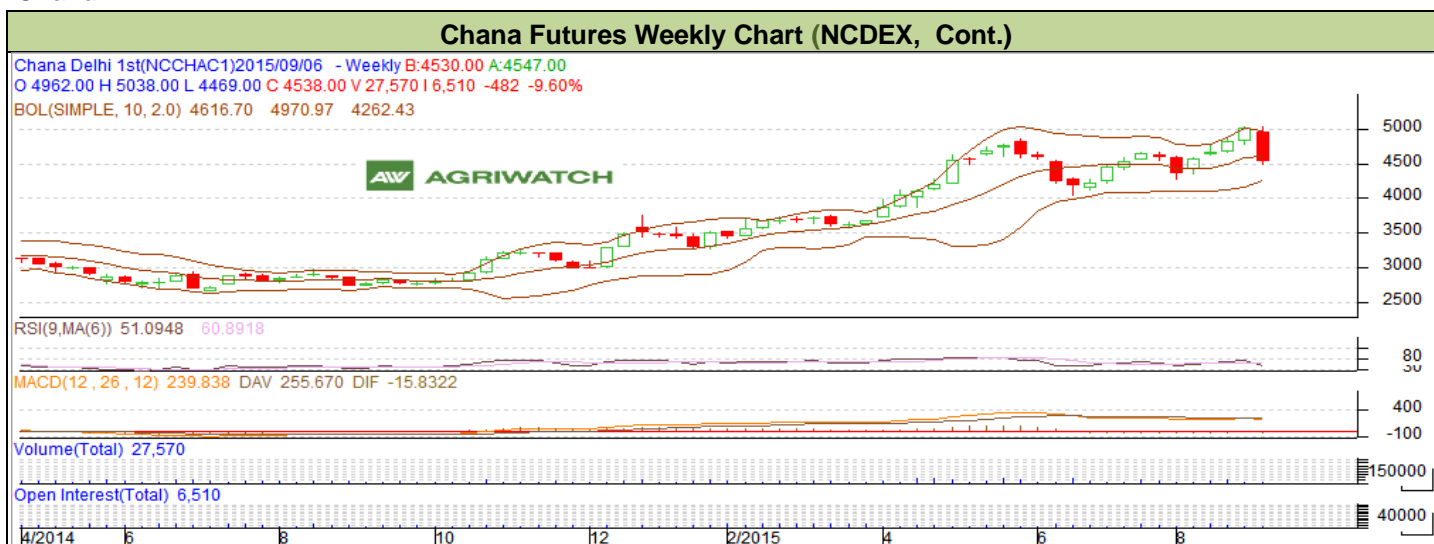
Moong prices are likely to remain steady to slightly firm.

[Appendix](#) (Back to Content)

Pulses Wise Technical Outlook For The Week:-

[\(Back to Content\)](#)

Chana



Outlook –We expect prices to notice range bound movement in the coming days.

- Candlestick chart denotes downward movement in the market.
- RSI is moving down in neutral region.
- Expected price band for chickpea is 4600-5100 levels in this week.

Strategy: Buy on Dips.

Trade Recommendations: Market participants are advised to go near 4450 levels for a target of 4650 and 4700 with a stop loss at 4350 on closing basis.

Chana Physical (Sept)

Support & Resistance

| S2 | S1 | PCP | R1 | R2 |
|------|------|------|------|------|
| 4200 | 4300 | 4560 | 5200 | 5300 |

Spot Market outlook: Chana is likely to be range bound.

Pea

Yellow Peas -Canadian Origin (at Mumbai)- Spot Market Weekly Chart



Outlook - We expect prices to steady to slightly weak movement in the coming days.

- Candlestick chart denotes downward movement in the market.
- RSI is moving down in neutral region.
- Expected price band for pea is 2375-2550 levels in this week.

Strategy: Sell on High

Trade Recommendations: Sell around 2350 with the first target of 2300 and second target 2275 with stop loss at 2400 level.

Support & Resistance

| S2 | S1 | PCP | R1 | R2 |
|------|------|------|------|------|
| 2200 | 2250 | 2331 | 2500 | 2600 |

Masoor

Desi Masoor (at Kanpur) Spot Market Weekly Chart



Outlook –Steady to slightly weak movement is likely to be noticed in coming week.

- Chart depicts range bound movement in the market.
- RSI oscillator is moving slightly down in the neutral region.
- Expected price range 6800-7400.

Strategy: Sell

Trade Recommendations: Sell around 7200 with the first target of 7100 and second target 7050 with stop loss at 7300 level.

Support & Resistance

| S2 | S1 | PCP | R1 | R2 |
|------|------|------|------|------|
| 6600 | 6700 | 7150 | 7600 | 8000 |

Tur

Tur (at Gulbarga) Spot Market Weekly Chart



Outlook - We expect prices to show weak movement in the near –term.

- Candlestick chart denotes upward movement in the market.
- Oscillator RSI is moving down in over bought region.
- Expected price range 9800-10800.

Strategy: Sell

Trade Recommendations: -Sell around 10300 with the first target of 10100 and second target 10000 with stop loss at 10400 levels.

Support & Resistance

| S2 | S1 | PCP | R1 | R2 |
|------|------|-------|-------|-------|
| 9000 | 9500 | 10200 | 10800 | 11000 |

Urad

Urad FAQ- Burma Origin (at Mumbai) Spot Market Weekly Chart



Outlook - We expect range bound movement in the coming week.

- Candlestick chart shows upward movement in the market.
- RSI is moving up in neutral zone.
- Expected price range is 7500-8000.

Strategy: Sell.

Trade Recommendations: Sell around 8100 with a target of 7900 and 7800 keeping stop-loss at 8200.

| Supports & Resistances | | | | |
|------------------------|------|------|------|------|
| S2 | S1 | PCP | R1 | R2 |
| 7200 | 7400 | 8000 | 8700 | 8900 |

Moong

Desi Moong (at Jaipur) Spot Market Weekly Chart



Outlook - We expect prices to show range bound movement in the coming days.

- Candlestick chart depicts range bound movement in the market.
- RSI is moving up in neutral region.
- Expected price band is 6700-7300 levels.

Strategy: Buy.

Trade Recommendations: Buy near 6900 with target of 7100 and 7200 keeping stop loss of 6800 levels.

Support & Resistance

| S2 | S1 | PCP | R1 | R2 |
|------|------|------|------|------|
| 6300 | 6500 | 7000 | 7600 | 7700 |

India Weekly Pulses Import 31 Aug-06 Sept, 2015(Qty. in MT.)

| ITEM | SOURCE | PORT | Total |
|--------------------------|-----------|-------------|----------------|
| Chana | AUSTRALIA | KOLKATA | 4038 |
| | | JNPT | 1145 |
| | CANADA | KOLKATA | 130 |
| | | JNPT | 104 |
| | ETHIOPIA | JNPT | 48 |
| | | TUTICORIN | 108 |
| | MEXICO | JNPT | 154 |
| | | TUTICORIN | 46 |
| | TANZANIA | JNPT | 96 |
| | RUSSIA | MUNDRA | 3412 |
| | | JNPT | 1689 |
| | USA | JNPT | 354 |
| | | TUTICORIN | 118 |
| | UKRAINE | JNPT | 106 |
| SUDAN | JNPT | 125 | |
| ARGENTINA | JNPT | 137 | |
| | KOLKATA | 46 | |
| CHANA TOTAL | | | 11856 |
| Green Pea | ARGENTINA | CHENNAI | 72 |
| | | TUTICORIN | 125 |
| | CANADA | CHENNAI | 552.51 |
| | | KOLKATA | 435.41 |
| | | JNPT | 2564.84 |
| | | TUTICORIN | 380.53 |
| | U S A | JNPT | 507.83 |
| | | CHENNAI | 245.9 |
| | | TUTICORIN | 503.16 |
| GREEN PEA TOTAL | | | 5387.18 |
| Cow Pea | BRAZIL | CHENNAI | 375.04 |
| | | JNPT | 3132.62 |
| | | TUTICORIN | 425.3 |
| | MYANMAR | JNPT | 21.37 |
| COW PEA TOTAL | | | 3954.33 |
| KIDNEY BEAN | ETHIOPIA | JNPT | 216 |
| | | TUGHLAKABAD | 24 |
| | MYANMAR | CHENNAI | 48 |
| | CHINA | JNPT | 570.48 |
| | | LUDHIANA | 96 |
| KIDNEY BEAN TOTAL | | | 954.48 |
| MASOOR | AUSTRALIA | JNPT | 238 |

| | | | |
|---------------------|------------|---------------|--------------|
| | | KOLKATA | 578 |
| | CANADA | CHENNAI | 3396 |
| | | JNPT | 10257 |
| | | KOLKATA | 1740 |
| | | TUTICORIN | 1938 |
| | | U S A | CHENNAI |
| | KOLKATA | | 208 |
| | TUTICORIN | | 614 |
| MASOOR TOTAL | | | 19579 |
| Urad | MYANMAR | TUTICORIN | 72 |
| | | KRISHNAPATNAM | 120 |
| | | JNPT | 201 |
| | | CHENNAI | 2971 |
| | THAILAND | CHENNAI | 24 |
| URAD TOTAL | | | 3388 |
| Toor | KENYA | JNPT | 222 |
| | CANADA | KOLKATA | 368 |
| | | JNPT | 18 |
| | | TUTICORIN | 135 |
| | MOZAMBIQUE | JNPT | 120 |
| | MYANMAR | JNPT | 3498 |
| | | CHENNAI | 599 |
| | | KRISHNAPATNAM | 286 |
| | TANZANIA | JNPT | 240 |
| | MALAWI | JNPT | 863 |
| | USA | TUTICORIN | 86 |
| BENIN | JNPT | 37 | |
| SUDAN | JNPT | 885 | |
| TOOR TOTAL | | | 7357 |
| Moong | AUSTRALIA | JNPT | 48 |
| | | TUTICORIN | 318 |
| | | KOLKATA | 210 |
| | | CHENNAI | 72 |
| | ARGENTINA | JNPT | 548 |
| | | TUTICORIN | 354 |
| | | KOLKATA | 96 |
| | KENYA | JNPT | 676 |
| | TANZANIA | JNPT | 47 |
| MYANMAR | CHENNAI | 72 | |
| MOONG TOTAL | | | 2441 |
| YELLOW PEA | AUSTRALIA | TUTICORIN | 466 |
| | | JNPT | 113 |

| | | |
|-------------------------|-----------|-----------------|
| USA | CHENNAI | 69 |
| | JNPT | 69 |
| CANADA | KOLKATA | 1138 |
| | MUMBAI | 1000 |
| TANZANIA | TUTICORIN | 243 |
| YELLOW PEA TOTAL | | 3098 |
| GRAND TOTAL | | 58014.99 |

Pulses 2014-15 Productions Forecast
[\(Back to Content\)](#)

| Pulses | Production in 2014-15 (in Lakh Tonne) | | | | | |
|---------------------|---------------------------------------|--------------|---------------|--------------|--------------|---------------|
| | Targeted | First AdvEst | Second AdvEst | Third AdvEst | Fourth Est | AW Expected |
| Urad (Kharif) | 12 | 11.5 | 11.7 | 12 | 12.7 | 12.3 |
| Moong(Kharif) | 10.83 | 7.1 | 8.6 | 8.9 | 8.5 | 9.2 |
| Tur (Kharif) | 37.17 | 27.4 | 27.5 | 27.1 | 27.8 | 26.2 |
| Total Kharif | 70 | 52 | 55.1 | 55.2 | 56.3 | 55.2 |
| Chana (Rabi) | 93 | | 82.8 | 75.9 | 71.7 | 78.9 |
| Urad (Rabi) | 4.1 | | 4.5 | 5 | 6 | 4.4 |
| Moong (Rabi) | 4.2 | | 5.3 | 5 | 6.6 | 5.1 |
| Total (Rabi) | 125 | | 129.3 | 118.6 | 115.7 | 122.15 |
| Total Pulses | 195 | | 184.3 | 173.8 | 172 | 177.42 |

AW Pulses 2015-16 Preliminary Productions Forecast

| Production in 2015-16 (in Lakh Tonne) | |
|---------------------------------------|-------------|
| Pulses | AW Expected |
| Urad (Kharif) | 12.69 |
| Moong(Kharif) | 10.34 |
| Tur (Kharif) | 28.66 |

Indian Pulses Supply & Demand

[\(Back to Content\)](#)

| | Tur/Arhar | | | | Urad | | | | Moong | | | | Chana | | | |
|--|-------------|-------------|-------------|--------------------|-------------|-------------|-------------|-------------|-------------|-------------|-------------|-------------|------------|-------------------|-------------------|--------------------|
| | 11-- 12 | 12-- 13 | 13-- 14 | 14-- 15 | 11-- 12 | 12-- 13 | 13-- 14 | 14-- 15 | 11-- 12 | 12-- 13 | 13-- 14 | 14-- 15 | 11-- 12 | 12-- 13 | 13-- 14 | 14-- 15 |
| Opening Stocks | 0.05 | 0.05 | 0.05 | 0.21 | 0.04 | 0.15 | 0.09 | 0.14 | 0.07 | 0.15 | 0.17 | 0.45 | 0.5 | 2.4 | 2.43 | 2.56 |
| Production # | 2.65 | 3.02 | 3.17 | 2.71 | 1.77 | 1.9 | 1.7 | 1.7 | 1.63 | 1.19 | 1.51 | 1.39 | 7.7 | 8.83 | 9.83 | 7.59 |
| Imports | 0.37 | 0.38 | 0.28 | 0.57 52 | 0.42 | 0.46 | 0.4 | 0.4 | 0.23 | 0.18 | 0.2 | 0.2 | 0.6 | 0.7 | 0.2 | 0.41 8 |
| Total Supply (Opening Stocks+ Production+ Imports) | 3.07 | 3.45 | 3.5 | 3.49 52 | 2.23 | 2.51 | 2.19 | 2.24 | 1.93 | 1.52 | 1.88 | 2.04 | 8.8 | 11.9 3 | 12.4 6 | 10.5 68 |
| Exports | 0 | 0 | 0 | 0 | 0 | 0 | 0 | 0 | 0 | 0 | 0 | 0 | 0 | 0 | 0 | 0 |
| Consumption | 3.02 | 3.4 | 3.41 | 3.40 1 | 2.08 | 2.15 | 2.05 | 2.02 | 1.78 | 1.34 | 1.43 | 1.5 | 6.4 | 9.5 | 9.9 | 9.5 |
| Total Use(Export + Consumption) | 3.02 | 3.4 | 3.41 | 3.40 1 | 2.08 | 2.15 | 2.05 | 2.02 | 1.78 | 1.34 | 1.43 | 1.5 | 6.4 | 9.5 | 9.9 | 9.5 |
| Ending Stocks (Total Supply - Total Use) | 0.05 | 0.05 | 0.09 | 0.09 42 | 0.15 | 0.36 | 0.14 | 0.22 | 0.15 | 0.18 | 0.45 | 0.54 | 2.4 | 2.43 | 2.56 | 1.06 8 |
| Stocks to Use Ratio (in %) (Ending Stock/Total Use) | 2% | 1% | 3% | 3% | 7% | 17% | 7% | 11% | 8% | 13% | 31% | 36% | 38% | 26% | 26% | 11% |

2014-15 Production according to 3 Adv. Est.

Source-Ministry of Agriculture, IPGA, Trade Sources, CACP

Domestic pulses Production, Demand and Import by MOA:-

[\(Back to Content\)](#)

| Year | 2009-10 | 2010-11 | 2011-12 | 2012-13 | 2013-14 | 2014-15 |
|--------------------|---------|---------|---------|---------|---------|---------|
| Production | 147 | 182.4 | 172.1 | 183.4 | 192.5 | 173.8 |
| Export | 1.29 | 2.06 | 1.75 | 2.01 | 3.45 | 2.2 |
| Import | 37.64 | 27.8 | 34.96 | 38.39 | 34.04 | 43.85 |
| Total availability | 183.35 | 208.14 | 205.31 | 219.78 | 223.06 | 215.45 |

(Quantity in lakh tonnes)

Pulses Production Snapshot by MOA – Total and Pulses-Wise

India

India Pulses Production (in MMT) Snapshot

[\(Back to Content\)](#)
[\(Back to Content\)](#)

| Pulses | Season | 01-02 | 02-03 | 03-04 | 04-05 | 05-06 | 06-07 | 07-08 | 08-09 | 09-10 | 10-11 | 11-12 | 12-13 | 13-14 3 rd Adv.Est. | 13-14 Final Est. | 14-15 Target | 14-15 3 rd Adv.Est. |
|-----------------------------------|--------------|--------------|--------------|--------------|--------------|--------------|--------------|--------------|--------------|--------------|--------------|--------------|--------------|-----------------------------------|---------------------|-----------------|-----------------------------------|
| Tur | Kharif | 2.26 | 2.19 | 2.36 | 2.35 | 2.74 | 2.31 | 3.08 | 2.27 | 2.46 | 2.86 | 2.65 | 3.02 | 3.38 | 3.17 | 3.72 | 2.71 |
| Gram | Rabi | 5.47 | 4.24 | 5.72 | 5.47 | 5.60 | 6.33 | 5.75 | 7.06 | 7.48 | 8.22 | 7.70 | 8.83 | 9.93 | 9.53 | 9.3 | 7.59 |
| Urad | Kharif | 0.98 | 1.00 | 1.20 | 0.95 | 0.90 | 0.94 | 1.12 | 0.84 | 0.81 | 1.40 | 1.23 | 1.43 | 1.09 | 1.15 | 1.2 | 1.2 |
| | Rabi | 0.52 | 0.47 | 0.27 | 0.38 | 0.35 | 0.50 | 0.34 | 0.33 | 0.42 | 0.36 | 0.53 | 0.47 | 0.41 | 0.55 | 0.41 | 0.5 |
| | Total | 1.50 | 1.47 | 1.47 | 1.33 | 1.25 | 1.44 | 1.46 | 1.17 | 1.24 | 1.76 | 1.77 | 1.90 | 1.5 | 1.7 | 1.61 | 1.7 |
| Moong | Kharif | 0.87 | 0.64 | 1.43 | 0.81 | 0.69 | 0.84 | 1.25 | 0.78 | 0.44 | 1.53 | 1.24 | 0.79 | 0.98 | 0.96 | 1.08 | 0.89 |
| | Rabi | 0.24 | 0.23 | 0.28 | 0.25 | 0.26 | 0.28 | 0.27 | 0.26 | 0.25 | 0.27 | 0.40 | 0.40 | 0.42 | 0.65 | 0.42 | 0.5 |
| | Total | 1.11 | 0.87 | 1.70 | 1.06 | 0.95 | 1.12 | 1.52 | 1.03 | 0.69 | 1.80 | 1.63 | 1.19 | 1.4 | 1.61 | 1.5 | 1.39 |
| Other Kharif Pul. | Kharif | 0.73 | 0.32 | 1.18 | 0.61 | 0.54 | 0.70 | 0.96 | 0.80 | 0.49 | 1.33 | 0.93 | 0.62 | 0.67 | 0.71 | 1 | 0.72 |
| Other Rabi Pul. (include lentils) | Rabi | 2.29 | 2.04 | 2.48 | 2.32 | 2.31 | 2.29 | 2.00 | 2.23 | 2.31 | 2.27 | 2.40 | 2.73 | 2.69 | 2.53 | 2.37 | 3.27 |
| Total Pulses | Kharif | 4.84 | 4.15 | 6.16 | 4.72 | 4.86 | 4.80 | 6.40 | 4.69 | 4.20 | 7.12 | 6.06 | 5.91 | 6.12 | 5.99 | 7 | 5.52 |
| | Rabi | 8.53 | 6.97 | 8.74 | 8.41 | 8.52 | 9.40 | 8.36 | 9.88 | 10.46 | 11.12 | 11.03 | 12.43 | 13.45 | 13.25 | 12.5 | 11.87 |
| | Total | 13.37 | 11.13 | 14.91 | 13.13 | 13.38 | 14.20 | 14.76 | 14.57 | 14.66 | 18.24 | 17.09 | 18.34 | 19.57 | 19.25 | 19.5 | 17.38 |

State-Wise Pulses-Wise Production 2014-15 Target (in '000 tonne)

[\(Back to Content\)](#)

| State | Tur | Moong | | | Urad | | | Gram | Other Kharif Pulses | Other Rabi Pulses | Total Pulses | | | % Share |
|----------------|------|--------|------|-------|--------|------|-------|------|---------------------|-------------------|--------------|------|-------|---------|
| | | Kharif | Rabi | Total | Kharif | Rabi | Total | | | | Kharif | Rabi | Total | |
| Madhya Pradesh | 480 | 39 | 2 | 41 | 225 | 3 | 228 | 3780 | 6 | 315 | 750 | 4100 | 4850 | 25% |
| Maharashtra | 1120 | 300 | 0 | 300 | 250 | 0 | 250 | 1200 | 80 | 50 | 1750 | 1250 | 3000 | 15% |
| Rajasthan | 14 | 400 | 0 | 400 | 70 | 0 | 70 | 1480 | 316 | 20 | 800 | 1500 | 2300 | 12% |
| Uttar Pradesh | 267 | 12 | 32 | 44 | 223 | 40 | 263 | 600 | 148 | 828 | 650 | 1500 | 2150 | 11% |
| Andhra Pradesh | 291 | 85 | 60 | 145 | 38 | 180 | 218 | 760 | 12 | 124 | 426 | 1124 | 1550 | 8% |

| | | | | | | | | | | | | | | |
|-----------------------------------|-------------|-------------|------------|-------------|-------------|------------|-------------|-------------|-------------|-------------|-------------|--------------|--------------|------------|
| Karnataka | 627 | 86 | 3 | 89 | 40 | 7 | 47 | 530 | 77 | 60 | 830 | 600 | 1430 | 7% |
| Top 6 State Contributions | 2799 | 922 | 97 | 1019 | 846 | 230 | 1076 | 8350 | 639 | 1397 | 5206 | 10074 | 15280 | 78% |
| Gujarat | 288 | 65 | 38 | 103 | 62 | 5 | 67 | 172 | 25 | 25 | 440 | 240 | 680 | 3% |
| Chhattisgarh | 35 | 5 | 2 | 7 | 35 | 2 | 37 | 284 | 25 | 270 | 100 | 558 | 658 | 3% |
| Jharkhand | 250 | 5 | 0 | 5 | 100 | 0 | 100 | 154 | 45 | 71 | 400 | 225 | 625 | 3% |
| Bihar | 52 | 7 | 95 | 102 | 25 | 0 | 25 | 80 | 16 | 275 | 100 | 450 | 550 | 3% |
| Top 10 State Contributions | 3424 | 1004 | 232 | 1236 | 1068 | 237 | 1305 | 9040 | 750 | 2038 | 6246 | 11547 | 17793 | 91% |
| Orissa | 130 | 30 | 46 | 76 | 30 | 2 | 32 | 35 | 80 | 77 | 270 | 160 | 430 | 2% |
| Tamil Nadu | 58 | 11 | 30 | 41 | 26 | 120 | 146 | 5 | 20 | 45 | 115 | 200 | 315 | 2% |
| Haryana | 30 | 3 | 68 | 71 | 2 | 0 | 2 | 105 | 15 | 7 | 50 | 180 | 230 | 1% |
| West Bengal | 2 | 2 | 20 | 22 | 35 | 9 | 44 | 36 | 1 | 85 | 40 | 150 | 190 | 1% |
| Assam | 5 | 0 | 7 | 7 | 0 | 30 | 30 | 1 | 0 | 37 | 5 | 75 | 80 | 0% |
| Uttrakhand | 3 | 1 | 0 | 1 | 11 | 0 | 11 | 2 | 27 | 18 | 42 | 20 | 62 | 0% |
| Himachal Pradesh | 0 | 1 | 0 | 1 | 6 | 0 | 6 | 1 | 11 | 16 | 18 | 17 | 35 | 0% |
| Jammu & Kashmir | 0 | 2 | 0 | 2 | 0 | 0 | 0 | 0 | 18 | 2 | 20 | 2 | 22 | 0% |
| Punjab | 2 | 2 | 0 | 2 | 1 | 0 | 1 | 5 | 3 | 7 | 8 | 12 | 20 | 0% |
| Kerala | 3 | 1 | 0 | 1 | 6 | 0 | 6 | 1 | 0 | 2 | 10 | 3 | 13 | 0% |
| Others | 60 | 26 | 15 | 41 | 15 | 10 | 25 | 69 | 75 | 40 | 176 | 134 | 310 | 2% |
| All India | 3717 | 1083 | 418 | 1501 | 1200 | 408 | 1608 | 9300 | 1000 | 2374 | 7000 | 12500 | 19500 | |

| Pulses Variety/Origin | Market | Price Type | 10-Sep-15 | 3-Sep-15 | 10-Aug-15 | 10-Sep-14 |
|---|-----------------------|------------|-----------|----------|-----------|-----------|
| Chana (Australia) in \$/t | Kolkatta-Cnf | Spot | NA | NA | NA | 560 |
| | Mumbai -Cnf | Spot | 685 | 685 | 705 | 525 |
| | Tuticorin -Cnf | Spot | 740 | NA | NA | NA |
| Chana (Australia) in Rs./Qtl. | Kolkatta | Spot | 5200 | 5300 | 5000 | 3450 |
| | Mumbai | Spot | 5000 | 5125 | 4525 | 3100 |
| | Tuticorin | Spot | 5000 | NA | NA | 3100 |
| Chana (Both Desi and kantewala) in Rs./Qtl. | Ramganj | Spot | 4100 | 4325 | NA | 2550 |
| Chana (Ethiopia) in Rs./Qtl. | Mumbai | Spot | NA | 4625 | 4200 | NA |
| Chana (Raj.) in Rs./Qtl. | Delhi | Spot | 4750 | 4950 | 4525 | 2900 |
| Chana (Tanzania) in \$/t | Mumbai -Cnf | Spot | NA | NA | NA | 490 |
| Chana (Tanzania) in Rs./Qtl. | Mumbai | Spot | NA | 4850 | 4250 | NA |
| | Akola | Spot | 4800 | 5000 | NA | 3100 |
| Chana Annagiri in Rs./Qtl. | Gulbarga (Kalaburagi) | Spot | 5150 | 5500 | 4950 | 3150 |
| | Latur | Spot | 4800 | 5000 | 4650 | NA |
| | Nagpur | Spot | 5000 | NA | NA | 3200 |
| | Nanded | Spot | 5300 | 5400 | 4850 | 3000 |
| | Udgir | Spot | 5000 | 5250 | NA | 3100 |
| | Yadgir | Spot | NA | NA | NA | NA |
| Chana Besan in Rs./Qtl. | Delhi | Spot | 5886 | 6029 | 5714 | 3714 |
| Chana Chapa in Rs./Qtl. | Akola | Spot | 4800 | 5000 | NA | 3050 |
| | Barshi | Spot | 4700 | 5150 | 4450 | NA |
| | Nagpur | Spot | 4800 | NA | NA | 3000 |
| Chana Dall (Average Quality) in Rs./Qtl. | Indore | Spot | 6100 | 6150 | 5550 | 3700 |
| Chana Dall (Branded) in Rs./Qtl. | Gulbarga (Kalaburagi) | Spot | 6300 | 6500 | 6000 | NA |
| | Agartala | Retail | 6600 | 6600 | 6600 | 4700 |
| Chana Dall in Rs./Qtl. | | Wholesale | 6200 | 6200 | 6200 | 4300 |
| | | Retail | NA | 6300 | 6000 | 3800 |
| | Agra | Wholesale | NA | 5900 | 5600 | 3500 |

September 14, 2015

| | | | | | |
|--------------------------------|-----------|------|------|------|------|
| Ahmedabad | Retail | 6000 | 6000 | 5800 | 3800 |
| | Wholesale | 5600 | 5600 | 5400 | 3600 |
| Aizwal | Retail | NA | NA | NA | NA |
| | Wholesale | NA | NA | NA | NA |
| Akola | Spot | NA | NA | NA | 3450 |
| All India Maximum Price | Retail | 7800 | 7900 | 8300 | 7500 |
| | Wholesale | 7400 | 7600 | 7900 | 7000 |
| All India Minimum Price | Retail | 4600 | 4600 | 4000 | 3500 |
| | Wholesale | 4300 | 4300 | 3900 | 3300 |
| All India Modal Price | Retail | 6500 | 6500 | 6000 | 4600 |
| | Wholesale | 6000 | 6000 | 5600 | 4300 |
| Amritsar | Retail | 5900 | NA | 5700 | 5400 |
| | Wholesale | 5500 | NA | 5300 | 5000 |
| Barshi | Spot | 6000 | 6200 | 5600 | NA |
| Bathinda | Retail | 6400 | 6400 | 6400 | 4900 |
| | Wholesale | 5800 | 5800 | 5800 | 4200 |
| Bengaluru | Retail | 6600 | 6600 | 6400 | NA |
| | Wholesale | 6400 | NA | 6200 | 4500 |
| Bhagalpur | Retail | 5200 | 5200 | 5200 | 4000 |
| | Wholesale | 5000 | 5000 | 5000 | 3800 |
| Bhind | Spot | NA | 5550 | 5200 | 3200 |
| Bhopal | Retail | 6200 | 6200 | 5500 | 3700 |
| | Wholesale | 5850 | 5850 | 5400 | 3300 |
| Bhubaneshwar | Retail | 6800 | 6800 | 6400 | 4200 |
| | Wholesale | 6400 | 6400 | 6000 | 4000 |
| Bikaner | Spot | 5300 | 5700 | 5100 | 3225 |
| Chandigarh | Retail | 6000 | 6000 | 6000 | 4600 |
| | Wholesale | 5400 | 5400 | 5400 | 4000 |
| Chennai | Retail | 7500 | 7500 | 7100 | 4600 |
| | Wholesale | 6100 | 6200 | 5500 | 3500 |
| Coimbatore | Retail | 6600 | 6500 | 6400 | NA |

| | | | | | |
|----------------------------------|-----------|------|------|------|------|
| | Wholesale | 6200 | 6000 | 5800 | NA |
| Cuttack | Retail | 6500 | 6500 | 6200 | 4100 |
| | Wholesale | 6100 | 6100 | 5800 | 3800 |
| Dabra | Spot | NA | NA | NA | NA |
| Dahod | Spot | NA | NA | NA | NA |
| | Retail | NA | 6300 | 6000 | 5000 |
| Dehradun | Wholesale | NA | 5500 | 5300 | 4500 |
| | Retail | 6900 | 6900 | 6800 | 4900 |
| Delhi | Spot | 5550 | 5750 | 5325 | 3425 |
| | Wholesale | 5700 | 5750 | 5500 | 3600 |
| | Retail | 6000 | 5800 | 5600 | NA |
| Dharwad | Wholesale | 5700 | 5550 | 5350 | 5050 |
| | Retail | 6000 | 6000 | 6000 | 5500 |
| Dimapur | Wholesale | 5000 | 5000 | 5000 | 5000 |
| | Retail | 6900 | 6900 | 6600 | 4800 |
| Dindigul | Wholesale | 6000 | 6000 | 5800 | 3950 |
| | Retail | NA | NA | NA | NA |
| East Zone | Wholesale | NA | NA | NA | NA |
| | Retail | 7300 | 7300 | 7000 | NA |
| Ernakulam | Wholesale | 6600 | 6600 | 6400 | 6200 |
| Gulbarga (Kalaburagi) | Spot | 6100 | 6300 | 5700 | 3800 |
| | Retail | 4600 | 4600 | 4600 | NA |
| Gurgaon | Wholesale | 4300 | 4300 | 4300 | NA |
| | Retail | 5900 | NA | 5900 | 4100 |
| Guwahati | Wholesale | 5500 | NA | 5500 | 3650 |
| | Retail | 6500 | 6500 | 5300 | 3800 |
| Gwalior | Wholesale | 6300 | 6300 | 5200 | 3700 |
| Gwalior | Spot | 5600 | 5700 | 5300 | 3250 |
| | Retail | NA | 6000 | 6000 | NA |
| Haldwani | Wholesale | NA | 5500 | 5500 | NA |

September 14, 2015

| | | | | | |
|-------------------|-----------|------|------|------|------|
| Hisar | Retail | 6500 | 6500 | 6000 | 3700 |
| | Wholesale | 5800 | 5800 | 5700 | 3500 |
| Hyderabad | Retail | 6400 | 6400 | NA | 5200 |
| | Wholesale | 6200 | 6200 | NA | 5000 |
| Indore | Retail | 6200 | 5700 | 4900 | 4000 |
| | Wholesale | 5850 | 5650 | 4600 | 3500 |
| Jabalpur | Retail | 5800 | 5800 | 5500 | 4400 |
| | Wholesale | 5350 | 5350 | 5150 | 4200 |
| Jaipur | Retail | 5700 | 5600 | 5500 | 3500 |
| | Wholesale | 5500 | 5400 | 5300 | 3300 |
| Jalgoan | Spot | 5900 | 6100 | 5400 | 3500 |
| | Retail | 6800 | 6800 | 6400 | 4300 |
| Jammu | Wholesale | 6200 | 6000 | 5500 | 3700 |
| | Spot | 5750 | 5650 | 5450 | 3800 |
| Jamshedpur | Retail | 5500 | NA | 4500 | 3600 |
| | Wholesale | 5100 | NA | 4000 | 3300 |
| Kanpur | Retail | 6500 | NA | 6500 | 5000 |
| | Spot | 5600 | 5750 | 5200 | 3450 |
| Karnal | Wholesale | 6100 | NA | 5850 | 4100 |
| | Retail | 6100 | 6200 | 5400 | 4100 |
| Katni | Wholesale | 5800 | 5900 | 4900 | 3430 |
| | Spot | NA | NA | NA | NA |
| Kolkata | Retail | 6800 | 6800 | 6200 | 4600 |
| | Wholesale | 6000 | 6000 | 5500 | 3600 |
| Kota | Retail | 5800 | 5800 | 5500 | NA |
| | Wholesale | 5400 | 5400 | 5300 | NA |
| Kozhikode | Retail | 6100 | 6000 | 6000 | NA |
| | Wholesale | 5800 | 5700 | 5700 | NA |
| Latur | Spot | 6000 | 6100 | 5500 | NA |
| | Retail | NA | 7200 | NA | 5000 |
| Lucknow | Wholesale | NA | 6600 | NA | 4300 |

September 14, 2015

| | | | | | |
|------------------------|-----------|------|------|------|------|
| Ludhiana | Retail | 5500 | 5000 | 5000 | 4500 |
| | Wholesale | 5000 | 4500 | 4500 | 4000 |
| Mandi | Retail | 6400 | 6400 | 6400 | NA |
| | Wholesale | 5910 | 5910 | 5910 | 4110 |
| Mumbai | Retail | 6900 | 6900 | 6500 | 5200 |
| | Wholesale | 6150 | 6250 | 5700 | 3900 |
| Nagpur | Retail | 6200 | 6100 | 6000 | 3900 |
| | Wholesale | 5778 | 5678 | 5562 | 3793 |
| Nagpur | Spot | NA | NA | NA | NA |
| | Retail | NA | NA | NA | NA |
| North Zone | Wholesale | NA | NA | NA | NA |
| | Retail | NA | NA | NA | NA |
| North-East Zone | Wholesale | NA | NA | NA | NA |
| | Retail | NA | NA | NA | NA |
| Otanagar | Wholesale | NA | NA | NA | NA |
| | Retail | NA | NA | NA | NA |
| Palakkad | Wholesale | 4900 | 4900 | 4900 | NA |
| | Retail | 4700 | 4700 | 4700 | NA |
| Panaji | Wholesale | 7800 | 7800 | 7500 | 5300 |
| | Retail | 6700 | 6550 | 6200 | 4200 |
| Panchkula | Wholesale | 4800 | 4800 | 4800 | NA |
| | Retail | 4400 | 4400 | 4400 | NA |
| Patna | Wholesale | 6200 | 6000 | 5700 | 4000 |
| | Retail | 5800 | 5600 | 5400 | NA |
| Pipariya | Spot | 6100 | 6250 | 5650 | NA |
| | Retail | NA | NA | NA | NA |
| Port Blair | Wholesale | NA | NA | NA | NA |
| | Retail | NA | NA | NA | NA |
| Puducherry | Wholesale | 7400 | 7400 | 6800 | 5000 |
| | Retail | 6700 | 6700 | 6300 | 4300 |
| Purnia | Wholesale | 6200 | 6200 | 5800 | NA |
| | Retail | 5700 | 5700 | 5400 | NA |
| Raipur | Retail | 7500 | 7500 | 5800 | 4000 |

September 14, 2015

| | | | | | |
|------------------------|-----------|------|------|------|------|
| | Wholesale | 6500 | 6500 | 5400 | 3500 |
| Rajkot | Retail | 6500 | 6500 | 6200 | 4000 |
| | Wholesale | 5800 | 5800 | 5600 | 3600 |
| Ranchi | Retail | 7000 | 6800 | 6600 | 4400 |
| | Wholesale | 6000 | 6000 | 5800 | 3800 |
| Rewa | Retail | 6500 | 6500 | 4200 | NA |
| | Wholesale | 6000 | 6000 | 3900 | NA |
| Rourkela | Retail | 6700 | 6700 | 6000 | 4300 |
| | Wholesale | 6300 | 6300 | 5700 | 4000 |
| Sagar | Retail | 6500 | 6500 | 4000 | NA |
| | Wholesale | 6300 | 6300 | 3900 | NA |
| Sambalpur | Retail | 6500 | 6500 | 6000 | 4200 |
| | Wholesale | 6200 | 6200 | 5700 | 3900 |
| Shillong | Retail | 6600 | 6600 | 6600 | 4900 |
| | Wholesale | 6000 | 6000 | 6000 | 4400 |
| Shimla | Retail | 6500 | 6500 | 6500 | 4500 |
| | Wholesale | 5800 | 5800 | 5800 | 4000 |
| Siliguri | Retail | 6200 | 6200 | 6000 | 3900 |
| | Wholesale | 5900 | 5900 | 5500 | 3700 |
| South Zone | Retail | NA | NA | NA | NA |
| | Wholesale | NA | NA | NA | NA |
| Srinagar | Retail | 6000 | 6000 | 6000 | NA |
| | Wholesale | NA | NA | NA | NA |
| T.Puram | Retail | 7700 | 7900 | 8300 | 7500 |
| | Wholesale | 7400 | 7600 | 7900 | 7000 |
| Thiruchirapalli | Retail | 6600 | 6600 | 6400 | 4600 |
| | Wholesale | 6000 | 6000 | 5700 | 4200 |
| Thrissur | Retail | 6100 | 6100 | 6100 | NA |
| | Wholesale | 5700 | 5700 | 5700 | NA |
| Tirunelveli | Retail | 6800 | 6700 | 6500 | NA |
| | Wholesale | 6300 | 6300 | 5900 | NA |

September 14, 2015

| | | | | | | |
|-------------------------------|----------------------|-----------|------|------|------|------|
| Chana Desi in Rs./Qtl. | Varanasi | Retail | 6500 | 6500 | 6500 | 4600 |
| | | Wholesale | 6000 | 6000 | 6000 | 4400 |
| | Vijaywada | Retail | 6400 | 6400 | 6200 | 4600 |
| | | Wholesale | 6200 | 6200 | 6000 | 4300 |
| | Visakhapatnam | Retail | 6400 | 6400 | 6200 | 5000 |
| | | Wholesale | 6150 | 6150 | 5950 | 4500 |
| | Wayanad | Retail | 6100 | 6100 | 6100 | NA |
| | | Wholesale | 5900 | 5900 | 5900 | NA |
| | West Zone | Retail | NA | NA | NA | NA |
| | | Wholesale | NA | NA | NA | NA |
| | Ahmednagar | Spot | 4600 | 4950 | 4400 | 2800 |
| | Ajmer | Spot | NA | NA | NA | 2680 |
| | Alwar | Spot | 4550 | 4550 | NA | 2725 |
| | Ashok Nagar | Spot | 4490 | 4575 | 4300 | NA |
| | Barshi | Spot | 4600 | 4900 | 4250 | NA |
| | Bhind | Spot | NA | 4300 | 3900 | 2500 |
| | Bina | Spot | 4500 | 4610 | 4250 | NA |
| | Bundi | Spot | 4300 | 4600 | NA | NA |
| | Dabra | Spot | NA | 4400 | 3900 | 2650 |
| | Dahod | Spot | NA | 4800 | 4450 | NA |
| | Gadarwara | Spot | NA | NA | NA | 2475 |
| | Gotegaon | Spot | NA | NA | NA | 2600 |
| | Gwalior | Spot | 4600 | 4700 | 4250 | 2700 |
| | Harda | Spot | NA | NA | NA | NA |
| | Harpalpur | Spot | NA | NA | NA | NA |
| | Jaipur | Spot | 4725 | 4950 | 4500 | 2825 |
| | Jhansi | Spot | NA | 4325 | 4075 | NA |
| | Kanpur | Spot | 5000 | 5225 | 4750 | 3060 |
| | Katni | Spot | NA | NA | NA | NA |
| | Kekri | Spot | 4400 | 4550 | 4100 | 2600 |
| Khandwa | Spot | NA | NA | NA | NA | |

| | | | | | | |
|---|----------------------|------|------|------|------|------|
| | Khurai | Spot | 4300 | NA | 4200 | NA |
| | Kota | Spot | NA | 4460 | NA | 2550 |
| | Lalitpur | Spot | NA | NA | NA | 2400 |
| | Merta City | Spot | NA | NA | 4200 | 2600 |
| | Morena | Spot | NA | NA | 3850 | 2650 |
| | Nagpur | Spot | 4600 | NA | NA | NA |
| | Pipariya | Spot | 4500 | 4725 | 4200 | NA |
| | Sriganganagar | Spot | NA | NA | 4000 | 2600 |
| | Tikamgarh | Spot | NA | 4400 | NA | 2500 |
| | Vijaywada | Spot | 4800 | 4725 | 4300 | 2850 |
| | Rajgarh | Spot | NA | NA | NA | NA |
| Chana Dollar in Rs./Qtl. | Sujalpur | Spot | NA | NA | NA | 4700 |
| | Ujjain | Spot | 5450 | 5600 | 5200 | 5000 |
| Chana G 12/Vijay in Rs./Qtl. | Latur | Spot | 4650 | 5000 | 4650 | NA |
| | Jalna | Spot | 4800 | 5000 | 4350 | 2700 |
| Chana Gauran in Rs./Qtl. | Latur | Spot | 4650 | NA | NA | NA |
| | Amaravati | Spot | 5100 | 5100 | 4500 | 3200 |
| | Bikaner | Spot | 4500 | 4700 | 4350 | 2700 |
| Chana in Rs./Qtl. | Jalgoan | Spot | 4900 | 5100 | 4400 | 2700 |
| | Raipur | Spot | 5000 | 5200 | 4625 | 2950 |
| | Sedam | Spot | NA | 5400 | 4700 | NA |
| | Solapur | Spot | 5300 | 5500 | 4850 | 3150 |
| Chana kantewala/katawala (M.P. Origin) in Rs./Qtl. | Delhi | Spot | 4560 | 4950 | 4475 | 2800 |
| | Barshi | Spot | 4500 | 4900 | 4250 | NA |
| | Dewas | Spot | NA | 4600 | 4100 | 2800 |
| | Indore | Spot | 4500 | 4825 | 4400 | 2850 |
| Chana kantewala/katawala in Rs./Qtl. | Khurai | Spot | 4400 | NA | 4300 | NA |
| | Lalitpur | Spot | NA | NA | NA | 2550 |
| | Nanded | Spot | 5200 | 5300 | 4750 | 2900 |
| | Neemuch | Spot | 4550 | 4600 | 4100 | 2650 |

| | | | | | | |
|--|--------------|------|------|------|------|------|
| Chana Masumi in Rs./Qtl. | Rajgarh | Spot | 4400 | 4500 | NA | 2650 |
| Chana Mixed (Mill) in Rs./Qtl. | Sujalpur | Spot | NA | NA | NA | 2600 |
| Chana Mixed in Rs./Qtl. | Yadgir | Spot | NA | NA | NA | NA |
| Chana Pila in Rs./Qtl. | Latur | Spot | 4550 | 4800 | 4250 | NA |
| Chana Vijay in Rs./Qtl. | Akola | Spot | 4500 | 4800 | NA | 3000 |
| Chana Vishal in Rs./Qtl. | Jalna | Spot | 4850 | 5000 | 4450 | 2900 |
| Chana White-Katu in Rs./Qtl. | Udgir | Spot | 4800 | 4950 | NA | NA |
| Kabuli Chana (Russia) in \$/t | Ahmednagar | Spot | 4700 | 5050 | 4500 | 2900 |
| Kabuli Chana (Russia) in Rs./Qtl. | Rajgarh | Spot | NA | NA | NA | NA |
| Kabuli Chana 44-46 Mill Quality in Rs./Qtl. | Mumbai -Cnf | Spot | NA | NA | NA | 450 |
| Kabuli Chana 58-60 Export Quality in Rs./Qtl. | Mumbai | Spot | 4400 | 4500 | NA | NA |
| Kabuli Chana 7/8/9 mm (Iran) in \$/t | Indore | Spot | 5500 | 5800 | 5300 | 5000 |
| Kabuli Chana FAQ (Burma) in \$/t | | Spot | 6400 | 6000 | 5800 | 5700 |
| Kabuli Chana FAQ 7 MM (Burma) in \$/t | | Spot | NA | NA | NA | NA |
| Kabuli Chana in Rs./Qtl. | Mumbai -Cnf | Spot | NA | NA | NA | NA |
| Lentil Cripsom (Canada) in \$/t | Dabra | Spot | NA | NA | NA | NA |
| Lentil Red Crimson No 2 (Canada) in \$/t | Sujalpur | Spot | NA | NA | NA | 3200 |
| Lentil Red Flash Variety (Australia) in \$/t | Kolkatta-Cnf | Spot | NA | NA | NA | 850 |
| Lentil Red Nuggets variety (Australia) in \$/t | | Spot | 815 | 815 | 810 | NA |
| Lentil Richlea Yellow (Canada/USA) in \$/t | Mumbai -Cnf | Spot | NA | NA | NA | NA |
| Lentil Yellow (Canada) in Rs./Qtl. | | Spot | NA | NA | NA | NA |
| Lentil Yellow (USA) in Rs./Qtl. | Chennai -Cnf | Spot | NA | NA | NA | 770 |
| Lentil Yellow Laired No.2 (Canada) in \$/t | Chennai | Spot | 6200 | 6200 | NA | 4600 |
| Lentil Yellow -Richela No.2 (USA) in \$/t | | Spot | 6100 | 6100 | NA | NA |
| Masoor (Bareily) in Rs./Qtl. | Mumbai -Cnf | Spot | NA | NA | NA | NA |
| Masoor (Canada) in Rs./Qtl. | | Spot | NA | NA | NA | NA |
| Masoor (Canada)(Container) in Rs./Qtl. | Kanpur | Spot | 7300 | 7400 | 7325 | 5875 |
| Masoor (Kotaline) in Rs./Qtl. | Kolkatta | Spot | 6600 | 6900 | 6900 | 5900 |
| | Mumbai | Spot | 6200 | 6800 | 6800 | 5700 |
| | Delhi | Spot | 6800 | 7100 | 6800 | 5350 |

| | | | | | | |
|---|--------------------------------|-----------|-------|-------|-------|------|
| Masoor (Seed-Condition) in Rs./Qtl. | Katni | Spot | NA | NA | NA | NA |
| Masoor (Sikri Line) in Rs./Qtl. | | Spot | 7300 | 7550 | 7400 | 5900 |
| Masoor Badi /malka dal in Rs./Qtl. | Delhi | Spot | 8000 | 8900 | 8500 | 6600 |
| Masoor Chanti-Export Quality in Rs./Qtl. | | Spot | 9450 | 9700 | 9250 | 7350 |
| Masoor Chota (FAQ) in Rs./Qtl. | Indore | Spot | 6975 | 7075 | 7075 | 5525 |
| Masoor Dall in Rs./Qtl. | Gotegaon | Spot | NA | NA | NA | NA |
| Masoor Dall (Medium) in Rs./Qtl. | Indore | Spot | 8400 | 8400 | 8000 | 6800 |
| Masoor Dall Choti in Rs./Qtl. | Delhi | Spot | 8500 | 9100 | 8700 | 7000 |
| | Agartala | Retail | 10900 | 10300 | 9700 | 7500 |
| | | Wholesale | 10600 | 10000 | 9400 | 7000 |
| | Agra | Retail | NA | 9200 | 8600 | 6700 |
| | | Wholesale | NA | 8800 | 8300 | 6400 |
| | Ahmedabad | Retail | 8200 | 8200 | 8200 | 6500 |
| | | Wholesale | 7700 | 7700 | 7700 | 6300 |
| | Aizwal | Retail | 10700 | 10700 | 10700 | 8300 |
| | | Wholesale | 4560 | 4560 | NA | NA |
| | All India Maximum Price | Retail | 10900 | 10700 | 10700 | 8300 |
| | | Wholesale | 10600 | 10000 | 9400 | 7500 |
| | All India Minimum Price | Retail | 5700 | 5700 | 5700 | 5400 |
| | | Wholesale | 4560 | 4560 | 5700 | 5200 |
| | All India Modal Price | Retail | 10000 | 9500 | 9000 | 6500 |
| | | Wholesale | 8800 | 8800 | 7650 | 6450 |
| | Amritsar | Retail | 7800 | NA | 7600 | 6300 |
| | | Wholesale | 7400 | NA | 7200 | 5900 |
| | Bathinda | Retail | 9400 | 9400 | 9000 | 7600 |
| | | Wholesale | 8400 | 8400 | 8000 | 6800 |
| | Bengaluru | Retail | NA | NA | NA | NA |
| | | Wholesale | NA | NA | NA | NA |
| | Bhagalpur | Retail | 8000 | 8000 | 8000 | 6800 |
| | | Wholesale | 7700 | 7700 | 7700 | 6400 |
| | Bhopal | Retail | 8200 | 8200 | 7700 | 6600 |
| Masoor Dall in Rs./Qtl. | | | | | | |

| | | | | | |
|---------------------|-----------|-------|-------|------|------|
| | Wholesale | 8000 | 8000 | 7500 | 6400 |
| Bhubaneshwar | Retail | 8800 | 9000 | 8400 | 6600 |
| | Wholesale | 8300 | 8500 | 8000 | 6200 |
| Chandigarh | Retail | 8800 | 8800 | 8800 | 7000 |
| | Wholesale | 8520 | 8520 | 8520 | 6500 |
| Chennai | Retail | 9500 | 9500 | 9000 | 7500 |
| | Wholesale | 8800 | 8800 | 8500 | 6600 |
| Coimbatore | Retail | 9400 | 9200 | 9000 | NA |
| | Wholesale | 8800 | 8600 | 8400 | NA |
| Cuttack | Retail | 9200 | 9200 | 9000 | 7200 |
| | Wholesale | 8900 | 8900 | 8600 | 6800 |
| Dehradun | Retail | NA | 9300 | 8500 | 7600 |
| | Wholesale | NA | 9000 | 8300 | 7200 |
| Delhi | Retail | 9600 | 9500 | 9600 | 7900 |
| | Wholesale | 8800 | 8800 | 8750 | 6700 |
| Dharwad | Retail | NA | NA | NA | NA |
| | Wholesale | NA | NA | NA | NA |
| Dimapur | Retail | 10000 | 9500 | 9500 | 7000 |
| | Wholesale | 9500 | 9000 | 9000 | 6600 |
| Dindigul | Retail | NA | NA | NA | NA |
| | Wholesale | NA | NA | NA | NA |
| East Zone | Retail | NA | NA | NA | NA |
| | Wholesale | NA | NA | NA | NA |
| Ernakulam | Retail | 7200 | 7200 | 7200 | NA |
| | Wholesale | 6900 | 6900 | 6900 | NA |
| Gurgaon | Retail | NA | NA | NA | NA |
| | Wholesale | NA | NA | NA | NA |
| Guwahati | Retail | 9600 | NA | 9300 | 7400 |
| | Wholesale | 9200 | NA | 8950 | 7000 |
| Gwalior | Retail | 10000 | 10000 | 7300 | 6200 |
| | Wholesale | 9700 | 9700 | 7200 | 6000 |

| | | | | | |
|------------------|-----------|-------|-------|------|------|
| Haldwani | Retail | NA | 8500 | 8200 | NA |
| | Wholesale | NA | 8200 | 8000 | NA |
| Hisar | Retail | 8600 | 8600 | 8100 | 5800 |
| | Wholesale | 8400 | 8400 | 7900 | 5500 |
| Hyderabad | Retail | 9000 | 8800 | NA | 6700 |
| | Wholesale | 8700 | 8500 | NA | 6500 |
| Indore | Retail | 7600 | 7400 | 6600 | 7700 |
| | Wholesale | 7550 | 7350 | 6450 | 6600 |
| Jabalpur | Retail | 8000 | 8000 | 7200 | 5400 |
| | Wholesale | 7800 | 7800 | 6950 | 5200 |
| Jaipur | Retail | 7900 | 7800 | 7700 | 6500 |
| | Wholesale | 7700 | 7600 | 7500 | 6300 |
| Jammu | Retail | 10000 | 10000 | 9400 | 7700 |
| | Wholesale | 8800 | 8800 | 8400 | 6800 |
| Jodhpur | Retail | 8600 | NA | 8000 | 6800 |
| | Wholesale | 8200 | NA | 8000 | 6200 |
| Kanpur | Retail | 9500 | NA | 9000 | 7500 |
| | Wholesale | 8900 | NA | 8600 | 7100 |
| Karnal | Retail | 8200 | 8100 | 8100 | 6900 |
| | Wholesale | 7600 | 7500 | 7400 | 6400 |
| Katni | Spot | NA | NA | NA | NA |
| Kolkata | Retail | 9200 | 9200 | 8900 | 6500 |
| | Wholesale | 8400 | 8400 | 8100 | 6000 |
| Kota | Retail | 9100 | 9100 | 9000 | NA |
| | Wholesale | 8500 | 8500 | 8350 | NA |
| Kozhikode | Retail | 7200 | 7200 | 6800 | NA |
| | Wholesale | 7000 | 7000 | 6600 | NA |
| Lucknow | Retail | NA | 10000 | NA | 7500 |
| | Wholesale | NA | 9000 | NA | 7050 |
| Ludhiana | Retail | 8500 | 9000 | 9000 | 8000 |
| | Wholesale | 8000 | 8500 | 8500 | 7500 |

| | | | | | |
|------------------------|-----------|-------|-------|------|------|
| Mandi | Retail | 9800 | 9800 | 9800 | NA |
| | Wholesale | 9310 | 9310 | 9310 | NA |
| Mumbai | Retail | 9100 | 9100 | 9000 | 7800 |
| | Wholesale | 8350 | 8350 | 8150 | 6250 |
| Nagpur | Retail | 7700 | 7600 | 7700 | 6200 |
| | Wholesale | 7542 | 7442 | 7542 | 5990 |
| North Zone | Retail | NA | NA | NA | NA |
| | Wholesale | NA | NA | NA | NA |
| North-East Zone | Retail | NA | NA | NA | NA |
| | Wholesale | NA | NA | NA | NA |
| Otanagar | Retail | NA | NA | NA | NA |
| | Wholesale | NA | NA | NA | NA |
| Palakkad | Retail | 5700 | 5700 | 5700 | NA |
| | Wholesale | 5700 | 5700 | 5700 | NA |
| Panaji | Retail | 10000 | 9800 | 9800 | 7600 |
| | Wholesale | 8700 | 8800 | 8350 | 6650 |
| Panchkula | Retail | NA | NA | NA | NA |
| | Wholesale | NA | NA | NA | NA |
| Patna | Retail | 8600 | 8500 | 8300 | 6500 |
| | Wholesale | 8200 | 8100 | 7900 | 6250 |
| Port Blair | Retail | NA | NA | NA | NA |
| | Wholesale | NA | NA | NA | NA |
| Puducherry | Retail | 10000 | 10000 | 8000 | 7000 |
| | Wholesale | 9000 | 9000 | 7300 | 6400 |
| Purnia | Retail | 9000 | 9000 | 8200 | NA |
| | Wholesale | 8300 | 8300 | 7800 | NA |
| Raipur | Retail | 8400 | 8400 | 8000 | 6000 |
| | Wholesale | 7800 | 7800 | 7500 | 5200 |
| Rajkot | Retail | 8500 | 8500 | 8400 | 6800 |
| | Wholesale | 7900 | 7900 | 7800 | 6100 |
| Ranchi | Retail | 9500 | 9500 | 9200 | 6500 |

September 14, 2015

| | | | | | |
|------------------------|-----------|-------|-------|------|------|
| | Wholesale | 8700 | 8700 | 8500 | 5600 |
| Rewa | Retail | 10000 | 10500 | 6400 | NA |
| | Wholesale | 9500 | 9500 | 6220 | NA |
| Rourkela | Retail | 9000 | 9000 | 8400 | 7000 |
| | Wholesale | 8700 | 8700 | 8100 | 6600 |
| Sagar | Retail | 9000 | 9000 | 8000 | NA |
| | Wholesale | 8800 | 8800 | 7800 | NA |
| Sambalpur | Retail | 8800 | 8800 | 8100 | 6800 |
| | Wholesale | 8500 | 8500 | 7800 | 6500 |
| Shillong | Retail | 9500 | 9500 | 9500 | 7500 |
| | Wholesale | 8600 | 8600 | 8600 | 6800 |
| Shimla | Retail | 9500 | 9500 | 9000 | 7000 |
| | Wholesale | 9000 | 9000 | 8500 | 6500 |
| Siliguri | Retail | 9000 | 9000 | 8600 | 6800 |
| | Wholesale | 8400 | 8400 | 7500 | NA |
| South Zone | Retail | NA | NA | NA | NA |
| | Wholesale | NA | NA | NA | NA |
| Srinagar | Retail | 8000 | 8000 | 8000 | NA |
| | Wholesale | NA | NA | NA | NA |
| T.Puram | Retail | 7400 | 7300 | 7300 | 6000 |
| | Wholesale | 7100 | 6900 | 6900 | 5800 |
| Thiruchirapalli | Retail | NA | NA | NA | NA |
| | Wholesale | NA | NA | NA | NA |
| Thrissur | Retail | 9500 | 9500 | 9500 | NA |
| | Wholesale | 9100 | 9100 | 9100 | NA |
| Tirunelveli | Retail | NA | NA | NA | NA |
| | Wholesale | NA | NA | NA | NA |
| Varanasi | Retail | 8200 | 8200 | 8200 | 6500 |
| | Wholesale | 7800 | 7800 | 7800 | 6000 |
| Vijaywada | Retail | 8400 | 8200 | 7400 | 6900 |
| | Wholesale | 8200 | 8000 | 7200 | 6500 |

| | | | | | | |
|--|---------------|-----------|------|------|------|------|
| | Visakhapatnam | Retail | 8600 | 8400 | 7000 | 6200 |
| | | Wholesale | 8300 | 8100 | 6700 | 5700 |
| | Wayanad | Retail | 8700 | 8500 | 8800 | NA |
| | | Wholesale | 8500 | 8300 | 8100 | NA |
| | West Zone | Retail | NA | NA | NA | NA |
| | | Wholesale | NA | NA | NA | NA |
| | Gwalior | Spot | 7700 | 8250 | 8200 | 6450 |
| Masoor Dall Malka in Rs./Qtl. | Jamshedpur | Spot | 8200 | 8200 | 8000 | 6650 |
| | Kanpur | Spot | 8400 | 8425 | 8250 | 6650 |
| Masoor Desi in Rs./Qtl. | Ashok Nagar | Spot | 6500 | NA | 6000 | NA |
| | Pipariya | Spot | 6800 | 7000 | 6500 | NA |
| | Gotegaon | Spot | NA | NA | NA | 5000 |
| | Gwalior | Spot | 6900 | 7000 | 6700 | 5450 |
| | Harpalpur | Spot | NA | NA | NA | NA |
| Masoor in Rs./Qtl. | Jhansi | Spot | NA | 6300 | 6200 | NA |
| | Khurai | Spot | 6600 | NA | 6700 | NA |
| | Lalitpur | Spot | NA | NA | NA | 4900 |
| | Patna | Spot | 7050 | 7550 | 7450 | 5950 |
| | Raipur | Spot | 7000 | 7300 | 7000 | 5600 |
| | Tuticorin | Spot | 6000 | NA | NA | 4400 |
| Masoor Kali in Rs./Qtl. | Bina | Spot | 6550 | 6900 | NA | NA |
| Masoor Medium (barik) in Rs./Qtl. | Indore | Spot | 6950 | 7050 | 7050 | 5500 |
| | Dabra | Spot | NA | 5600 | 5500 | NA |
| Masoor Medium in Rs./Qtl. | Rajgarh | Spot | NA | NA | NA | NA |
| Masoor Mill Quality Kanpur in Rs./Qtl. | Kanpur | Spot | 7150 | 7225 | 7100 | 5650 |
| Masoor Mota Masra in Rs./Qtl. | Indore | Spot | 7000 | 7100 | 7100 | 5550 |
| Masoor Vessel in Rs./Qtl. | Mumbai | Spot | NA | NA | 6550 | NA |
| Moong (Eithopia) in \$/t | Mumbai -Cnf | Spot | NA | NA | NA | NA |
| Moong (Gujarat) in Rs./Qtl. | | Spot | NA | NA | NA | 7000 |
| Moong (Kanpur-U.P.) in Rs./Qtl. | Delhi | Spot | NA | NA | NA | NA |
| Moong (Karnataka) in Rs./Qtl. | | Spot | NA | NA | NA | NA |

| | | | | | | |
|--|--------------------------------|-----------|-------|-------|-------|-------|
| Moong (kishangarh-Raj) in Rs./Qtl. | | Spot | NA | NA | NA | NA |
| Moong (MP) in Rs./Qtl. | | Spot | NA | NA | NA | 6800 |
| Moong (Raj. line) in Rs./Qtl. | | Spot | 7000 | NA | NA | NA |
| Moong (Tanzania) in \$/t | Mumbai -Cnf | Spot | NA | NA | NA | NA |
| Moong (Tanzania) in Rs./Qtl. | Mumbai | Spot | 7000 | 6500 | 6300 | 6300 |
| | Delhi | Spot | 6600 | 6600 | 6300 | 6800 |
| Moong (UP line) in Rs./Qtl. | Kanpur | Spot | 6600 | 6300 | 5900 | NA |
| Moong Annaseva (Burma) in \$/t | Mumbai -Cnf | Spot | 1040 | 1010 | 1100 | NA |
| Moong Annaseva (FOB) in \$/t | Yangon-Myanmar | Spot | NA | NA | NA | NA |
| | Dahod | Spot | NA | NA | NA | NA |
| | Delhi | Spot | NA | NA | NA | NA |
| | Gulbarga (Kalaburagi) | Spot | 7600 | 7200 | 7200 | 6400 |
| Moong chamki in Rs./Qtl. | Indore | Spot | 7700 | 7200 | 5900 | 6500 |
| | Jalgaon | Spot | 8700 | 7700 | 7000 | 7500 |
| | Jalna | Spot | NA | 8200 | NA | 7400 |
| | Solapur | Spot | NA | NA | NA | NA |
| Moong Chilka in Rs./Qtl. | Merta City | Spot | NA | NA | 6300 | NA |
| Moong crystal variety (Australia) in \$/t | Mumbai -Cnf | Spot | NA | NA | NA | NA |
| | Agartala | Retail | 9900 | 9900 | 7200 | 7000 |
| | | Wholesale | 9500 | 9500 | 6800 | 6600 |
| | Agra | Retail | NA | 8600 | 8000 | 7500 |
| | | Wholesale | NA | 8200 | 7600 | 7200 |
| | Ahmedabad | Retail | 9000 | 9000 | 9200 | 9000 |
| | | Wholesale | 8800 | 8800 | 9200 | 8800 |
| Moong Dall in Rs./Qtl. | Aizwal | Retail | 12000 | 12000 | 12000 | 9300 |
| | | Wholesale | 5400 | 5400 | NA | NA |
| | All India Maximum Price | Retail | 12000 | 12200 | 12500 | 11000 |
| | | Wholesale | 11400 | 11400 | 11600 | 10000 |
| | All India Minimum Price | Retail | 7400 | 7400 | 7200 | 6600 |
| | | Wholesale | 5400 | 5400 | 6800 | 6400 |

| | | | | | |
|------------------------------|-----------|-------|-------|-------|-------|
| All India Modal Price | Retail | 10000 | 10000 | 10000 | 9000 |
| | Wholesale | 9500 | 9000 | 9000 | 8200 |
| Amritsar | Retail | 10400 | NA | 10200 | 8800 |
| | Wholesale | 10000 | NA | 9800 | 8400 |
| Bathinda | Retail | 9600 | 9600 | 9200 | 10100 |
| | Wholesale | 8600 | 8600 | 8200 | 9100 |
| Bengaluru | Retail | 11400 | 11400 | 11000 | NA |
| | Wholesale | 11000 | NA | 10700 | NA |
| Bhagalpur | Retail | 11000 | 11000 | 11000 | 8400 |
| | Wholesale | 10500 | 10500 | 10500 | 8200 |
| Bhopal | Retail | 8500 | 8500 | 8600 | 8000 |
| | Wholesale | 7850 | 7850 | 8200 | 7200 |
| Bhubaneshwar | Retail | 8600 | 8700 | 8600 | 8400 |
| | Wholesale | 8300 | 8300 | 8200 | 8100 |
| Chandigarh | Retail | 10300 | 10300 | 10300 | 8800 |
| | Wholesale | 9900 | 9900 | 9900 | 8200 |
| Chennai | Retail | 11500 | 11500 | 11000 | 9900 |
| | Wholesale | 9500 | 9000 | 8500 | 9000 |
| Coimbatore | Retail | 10000 | 10000 | 9500 | NA |
| | Wholesale | 9200 | 9000 | 8800 | NA |
| Cuttack | Retail | 8800 | 8800 | 8300 | 8300 |
| | Wholesale | 8400 | 8400 | 8000 | 8000 |
| Dehradun | Retail | NA | 11500 | 10700 | 10600 |
| | Wholesale | NA | 11300 | 10500 | 9700 |
| Delhi | Retail | 9900 | 9700 | 9500 | 8800 |
| | Wholesale | 8200 | 7900 | 7750 | 7800 |
| Dharwad | Retail | 10900 | 10800 | 10800 | NA |
| | Wholesale | 10650 | 10350 | 10350 | NA |
| Dimapur | Retail | 12000 | 11800 | 11800 | 8500 |
| | Wholesale | 11000 | 10500 | 10500 | 8000 |
| Dindigul | Retail | 10500 | 10500 | 9600 | 9400 |

September 14, 2015

| | | | | | |
|------------------|-----------|-------|-------|-------|------|
| | Wholesale | 9000 | 9000 | 8750 | 8600 |
| East Zone | Retail | NA | NA | NA | NA |
| | Wholesale | NA | NA | NA | NA |
| Ernakulam | Retail | 10000 | 10000 | 10000 | NA |
| | Wholesale | 9500 | 9500 | 9500 | NA |
| Gurgaon | Retail | 7400 | 7400 | 7400 | NA |
| | Wholesale | 7200 | 7200 | 7200 | NA |
| Guwahati | Retail | 8900 | NA | 8800 | 8600 |
| | Wholesale | 8500 | NA | 8400 | 8200 |
| Gwalior | Retail | 10000 | 10000 | 9200 | 7600 |
| | Wholesale | 9700 | 9700 | 9100 | 7300 |
| Haldwani | Retail | NA | 11000 | 10500 | NA |
| | Wholesale | NA | 10000 | 9700 | NA |
| Hisar | Retail | 8600 | 8600 | 8600 | 7200 |
| | Wholesale | 8300 | 8300 | 8300 | 7000 |
| Hyderabad | Retail | 11000 | 11000 | NA | 9800 |
| | Wholesale | 10800 | 10800 | NA | 9600 |
| Indore | Retail | 8400 | 8600 | 9600 | 8400 |
| | Wholesale | 7800 | 8000 | 9000 | 7450 |
| Jabalpur | Retail | 9200 | 9200 | 10500 | 6600 |
| | Wholesale | 8800 | 8800 | 9900 | 6400 |
| Jaipur | Retail | 7900 | 7600 | 7800 | 8000 |
| | Wholesale | 7700 | 7300 | 7600 | 7850 |
| Jalgaon | Spot | NA | NA | NA | NA |
| | Retail | 8800 | 8800 | NA | 8800 |
| Jammu | Wholesale | 7800 | 7600 | NA | 7800 |
| | Retail | 10000 | NA | 9400 | 8000 |
| Jodhpur | Wholesale | 9600 | NA | 9000 | 7600 |
| | Retail | 10500 | NA | 10000 | 8800 |
| Kanpur | Wholesale | 9100 | NA | 7700 | 7800 |
| Karnal | Retail | 9100 | 9000 | 9700 | 9100 |

September 14, 2015

| | | | | | |
|------------------------|-----------|-------|-------|-------|-------|
| | Wholesale | 8700 | 8600 | 8850 | 8500 |
| Kolkata | Retail | 10200 | 10200 | 10400 | 9500 |
| | Wholesale | 8500 | 8500 | 8600 | 8500 |
| Kota | Retail | 9500 | 9500 | 9300 | NA |
| | Wholesale | 9000 | 9000 | 8900 | NA |
| Kozhikode | Retail | 9500 | 9400 | 9400 | NA |
| | Wholesale | 9300 | 9200 | 9200 | NA |
| Lucknow | Retail | NA | 9500 | NA | 8500 |
| | Wholesale | NA | 8650 | NA | 7900 |
| Ludhiana | Retail | 9500 | 9500 | 10000 | 9500 |
| | Wholesale | 9000 | 9000 | 9500 | 9000 |
| Mandi | Retail | 10000 | 10000 | 10000 | NA |
| | Wholesale | 9450 | 9450 | 9450 | NA |
| Mumbai | Retail | 10100 | 10100 | 9800 | 9500 |
| | Wholesale | 9350 | 9350 | 9100 | 8650 |
| Nagpur | Retail | 9900 | 10100 | 10300 | 8500 |
| | Wholesale | 9032 | 9232 | 9332 | 8312 |
| North Zone | Retail | NA | NA | NA | NA |
| | Wholesale | NA | NA | NA | NA |
| North-East Zone | Retail | NA | NA | NA | NA |
| | Wholesale | NA | NA | NA | NA |
| Otanagar | Retail | NA | NA | NA | NA |
| | Wholesale | NA | NA | NA | NA |
| Palakkad | Retail | 9400 | 9400 | 9400 | NA |
| | Wholesale | 9100 | 9100 | 9100 | NA |
| Panaji | Retail | 11500 | 11500 | 12500 | 10500 |
| | Wholesale | 9650 | 9650 | 9800 | 9300 |
| Panchkula | Retail | 9200 | 9200 | 7400 | NA |
| | Wholesale | 8600 | 8600 | 7200 | NA |
| Patna | Retail | 8900 | 8500 | 8500 | 8500 |
| | Wholesale | 8500 | 8000 | 8100 | 8250 |

| | | | | | |
|-------------------|-----------|-------|-------|-------|-------|
| Port Blair | Retail | NA | NA | NA | NA |
| | Wholesale | NA | NA | NA | NA |
| Puducherry | Retail | 10500 | 10500 | 10500 | 10000 |
| | Wholesale | 9900 | 9900 | 9900 | 9400 |
| Purnia | Retail | NA | NA | NA | NA |
| | Wholesale | NA | NA | NA | NA |
| Raipur | Retail | 8800 | 8800 | 8900 | 8500 |
| | Wholesale | 7800 | 7800 | 7800 | 8000 |
| Rajkot | Retail | 9300 | 9300 | 9600 | 9500 |
| | Wholesale | 8500 | 8500 | 8800 | 8500 |
| Ranchi | Retail | 11000 | 10000 | 11000 | 9500 |
| | Wholesale | 9100 | 9000 | 9500 | 8700 |
| Rewa | Retail | 10000 | 10000 | 9000 | NA |
| | Wholesale | 9500 | 9500 | 8635 | NA |
| Rourkela | Retail | 9000 | 9000 | 8600 | 8500 |
| | Wholesale | 8700 | 8700 | 8300 | 8200 |
| Sagar | Retail | 9000 | 9000 | 9500 | NA |
| | Wholesale | 8800 | 8800 | 9300 | NA |
| Sambalpur | Retail | 8500 | 8500 | 8600 | 8400 |
| | Wholesale | 8200 | 8200 | 8300 | 8100 |
| Shillong | Retail | 12000 | 12000 | 12000 | 11000 |
| | Wholesale | 11000 | 11000 | 11000 | 10000 |
| Shimla | Retail | 10500 | 10500 | 10500 | 9000 |
| | Wholesale | 9800 | 9800 | 9800 | 8600 |
| Siliguri | Retail | 9800 | 9500 | 9500 | 9000 |
| | Wholesale | 8200 | 8200 | 9000 | 8200 |
| South Zone | Retail | NA | NA | NA | NA |
| | Wholesale | NA | NA | NA | NA |
| Srinagar | Retail | 10500 | 10500 | 10500 | NA |
| | Wholesale | NA | NA | NA | NA |
| T.Puram | Retail | 9700 | 9700 | 9700 | 9300 |

| | | | | | | |
|---|------------------------------|-----------|-------|-------|-------|------|
| | | Wholesale | 9000 | 9300 | 9300 | 9000 |
| | Thiruchirapalli | Retail | 10000 | 9800 | 9500 | 9200 |
| | | Wholesale | 9400 | 9200 | 8700 | 8900 |
| | Thrissur | Retail | 11700 | 11700 | 11800 | NA |
| | | Wholesale | 11400 | 11400 | 11500 | NA |
| | Tirunelveli | Retail | 10000 | 9800 | 9500 | NA |
| | | Wholesale | 9400 | 9200 | 8800 | NA |
| | Varanasi | Retail | 10500 | 10500 | 10500 | 9000 |
| | | Wholesale | 9500 | 9500 | 9500 | 8000 |
| | Vijaywada | Retail | 10900 | 10900 | 10900 | 9800 |
| | | Wholesale | 10700 | 10700 | 10700 | 9450 |
| | Visakhapatnam | Retail | 11000 | 11000 | 11000 | 9500 |
| | | Wholesale | 10700 | 10700 | 10700 | 8900 |
| | Wayanad | Retail | 10700 | 10600 | 10700 | NA |
| | | Wholesale | 9900 | 10100 | 10400 | NA |
| | West Zone | Retail | NA | NA | NA | NA |
| | | Wholesale | NA | NA | NA | NA |
| Moong Dall Mogar (bold) in Rs./Qtl. | Akola | Spot | NA | NA | NA | NA |
| Moong Dall Mogar (colourful branded) in Rs./Qtl. | Gulbarga (Kalaburagi) | Spot | 9700 | 9200 | 8900 | 8600 |
| Moong Dall Mogar in Rs./Qtl. | Indore | Spot | 8700 | 8600 | 8800 | 8700 |
| Moong Dall Split (Average) in Rs./Qtl. | Jamshedpur | Spot | 8600 | 8300 | 8500 | 8600 |
| Moong Desi (Merta City-Raj) in Rs./Qtl. | Bikaner | Spot | 8500 | 8400 | 8200 | 8200 |
| | Delhi | Spot | 7000 | NA | 6500 | NA |
| | Ajmer | Spot | NA | NA | NA | NA |
| | Bikaner | Spot | NA | NA | NA | NA |
| | Bina | Spot | 6500 | NA | NA | NA |
| Moong Desi in Rs./Qtl. | Hathras | Spot | 6150 | 5700 | 5900 | 6300 |
| | Ludhiana | Spot | 6800 | 5600 | 6000 | 6200 |
| | Pipariya | Spot | 6700 | 6350 | 6100 | NA |
| | Udgir | Spot | 8000 | 7100 | NA | 6000 |

| | | | | | | |
|--|-----------------------|------|------|------|------|------|
| Moong FAQ in Rs./Qtl. | Gulbarga (Kalaburagi) | Spot | 7705 | 7425 | 7125 | 6550 |
| Moong Gauran in Rs./Qtl. | Jalna | Spot | 7600 | 7200 | NA | NA |
| Moong Green (China) in Rs./Qtl. | Mumbai | Spot | NA | NA | NA | NA |
| Moong Green (Uzbekistan) in \$/t | Mumbai -Cnf | Spot | NA | NA | NA | NA |
| Moong Green in Rs./Qtl. | Delhi | Spot | NA | NA | NA | NA |
| | Gotegaon | Spot | NA | NA | NA | NA |
| | Sedam | Spot | 7100 | 7100 | 6911 | NA |
| | Ahmednagar | Spot | 8300 | 8300 | 7300 | 7000 |
| | Akola | Spot | NA | 7500 | NA | 7200 |
| | Amaravati | Spot | NA | NA | NA | NA |
| | Barshi | Spot | 8000 | 7500 | NA | NA |
| | Harda | Spot | 6700 | 6400 | 6300 | 6300 |
| | Jaipur | Spot | 7000 | 7000 | 6500 | 6500 |
| | Kekri | Spot | 6900 | 6300 | 5900 | 5800 |
| | Lalitpur | Spot | NA | NA | NA | 5600 |
| | Latur | Spot | NA | 7800 | NA | NA |
| | Sriganganagar | Spot | NA | NA | NA | NA |
| | Vijaywada | Spot | NA | 6900 | 6600 | NA |
| Moong Kekdi in Rs./Qtl. | Delhi | Spot | NA | NA | NA | NA |
| | Mumbai | Spot | 7500 | 7100 | 6900 | 6500 |
| Moong Kenya in Rs./Qtl. | Delhi | Spot | 6800 | NA | NA | NA |
| Moong Mogar (Mertacity-Raj) in Rs./Qtl. | Dahod | Spot | NA | NA | NA | NA |
| Moong Mogar in Rs./Qtl. | Merta City | Spot | NA | NA | 6200 | NA |
| | Yadgir | Spot | 7400 | 7100 | NA | NA |
| | Mumbai -Cnf | Spot | 1240 | 1240 | 1240 | NA |
| Moong Pedishewa/Pedisheva/Pedishewar (Burma) in \$/t | Yangon-Myanmar | Spot | NA | NA | NA | NA |
| Moong Pedishewa/Pedisheva/Pedishewar (FOB) in \$/t | Kolkatta | Spot | NA | NA | 7400 | NA |
| Moong Pedishewa/Pedisheva/Pedishewar in Rs./Qtl. | Mumbai | Spot | 7300 | 7200 | 6700 | 7500 |

| | | | | | | |
|--|----------------|------|------|------|------|------|
| Moong Pokako/Pakaku (Burma) in \$/t | Mumbai -Cnf | Spot | 1160 | 1120 | 1170 | NA |
| Moong Pokako/Pakaku (FOB) in \$/t | Yangon-Myanmar | Spot | NA | 1100 | NA | NA |
| Moong Pokako/Pakkaku in Rs./Qtl. | Mumbai | Spot | 6800 | 6400 | 5600 | 6300 |
| Moong Polish (Mertacity-Raj) in Rs./Qtl. | Delhi | Spot | NA | NA | NA | NA |
| Moong Polish in Rs./Qtl. | Merta City | Spot | NA | NA | 6300 | NA |
| Moong Popat in Rs./Qtl. | Yadgir | Spot | 8400 | 7900 | NA | 7400 |
| Peas Dall in Rs./Qtl. | Delhi | Spot | NA | NA | NA | NA |
| Peas Desi in Rs./Qtl. | Jamshedpur | Spot | 2875 | 2900 | 2830 | 3100 |
| Peas Green (America) in Rs./Qtl. | Kanpur | Spot | 2900 | 3000 | 2850 | 2950 |
| Peas Green (Argentina) in \$/t | Mumbai | Spot | 2800 | 2850 | 2750 | 2840 |
| Peas Green (Canada) in Rs./Qtl. | Mumbai -Cnf | Spot | 2600 | 2600 | 2550 | 4100 |
| Peas Green Break-bulk (Canada) in \$/t | Mumbai | Spot | NA | NA | NA | NA |
| Peas Green in Rs./Qtl. | Kolkatta | Spot | 2400 | 2450 | 2500 | 3950 |
| Peas Green No 2 Thresher run (USA) in \$/t | Mumbai | Spot | 2600 | 2600 | 2550 | 4000 |
| Peas White (Canada) in Rs./Qtl. | Mumbai -Cnf | Spot | NA | NA | 375 | NA |
| Peas White Dall in Rs./Qtl. | Dabra | Spot | NA | NA | NA | 2500 |
| Peas White in Rs./Qtl. | Gotegaon | Spot | NA | NA | NA | NA |
| Peas White/Yellow (America) in Rs./Qtl. | Tuticorin | Spot | 2500 | NA | NA | 3800 |
| Peas White/Yellow (Canada) in Rs./Qtl. | Mumbai -Cnf | Spot | NA | NA | NA | NA |
| Peas Yellow (Canada) in \$/t | Kanpur | Spot | 2601 | 2700 | 2651 | 2900 |
| Peas Yellow (Russia) in \$/t | Gwalior | Spot | 2875 | 3000 | 2800 | 3025 |
| Peas Yellow (Russia) in Rs./Qtl. | Dabra | Spot | NA | NA | NA | 2500 |
| Peas Yellow in \$/t | Gwalior | Spot | 2525 | 2550 | 2350 | 2550 |
| | Harpalpur | Spot | NA | 2450 | 2375 | 2550 |
| | Jhansi | Spot | NA | 2350 | 2300 | NA |
| | Mumbai | Spot | 2331 | 2471 | 2451 | 2581 |
| | Mumbai | Spot | 2331 | 2471 | 2451 | 2581 |
| | Tuticorin -Cnf | Spot | 395 | NA | NA | NA |
| | Mumbai | Spot | 350 | NA | NA | NA |
| | Mumbai -Cnf | Spot | NA | NA | NA | NA |
| | Mumbai -Cnf | Spot | NA | NA | NA | NA |

| | | | | | | |
|---|-------------------------|-----------|-------|-------|-------|--------|
| Peas Yellow in Rs./Qtl. | Gotegaon | Spot | NA | NA | NA | NA |
| Peas Yellow/White (Canada) in Rs./Qtl. | Tuticorin | Spot | 2550 | NA | NA | 2550 |
| Peas Yellow/White (Russia) in Rs./Qtl. | Kolkatta | Spot | 2725 | 2775 | 2750 | 2700 |
| Peas Yellow-Break-Bulk (Canada) in \$/t | Mumbai -Cnf | Spot | 2675 | 2725 | 2650 | NA |
| Peas Yellow-Container (Canada) in \$/t | Kolkatta-Cnf | Spot | NA | NA | NA | 400 |
| Peas Yellow-Container (Ukraine) in \$/t | Mumbai -Cnf | Spot | NA | NA | NA | NA |
| Peas Yellow-Vessel(Canada) in \$/t | Kolkatta-Cnf | Spot | NA | NA | NA | 385 |
| Tur (Local) in Kyat/t | Yangon-Myanmar | Spot | NA | NA | NA | 710000 |
| Tur (Mah.) in Rs./Qtl. | Nagpur | Spot | NA | NA | NA | 5200 |
| Tur (MP) in Rs./Qtl. | Kanpur | Spot | 8900 | 9000 | 7850 | 4625 |
| Tur (UP Line) in Rs./Qtl. | Mumbai -Cnf | Spot | 9000 | 9150 | 8000 | 4650 |
| Tur Arusha in \$/t | Mumbai | Spot | NA | NA | NA | 730 |
| Tur Arusha in Rs./Qtl. | Jalna | Spot | NA | NA | NA | 4825 |
| Tur BDM in Rs./Qtl. | Ahmednagar | Spot | 10000 | 10000 | 8300 | 5000 |
| Tur Black in Rs./Qtl. | Barshi | Spot | 9100 | 9200 | 7200 | 4800 |
| Tur Condition in Rs./Qtl. | Katni | Spot | 9800 | 9500 | 7800 | NA |
| | Agartala | Retail | NA | NA | NA | NA |
| | | Wholesale | NA | NA | NA | 5600 |
| | Agra | Retail | NA | 13000 | 10500 | 7400 |
| | | Wholesale | NA | 11500 | 9700 | 6900 |
| | Ahmedabad | Retail | 12800 | NA | 10000 | 6700 |
| | | Wholesale | 12400 | NA | 9500 | 6400 |
| Tur Dall in Rs./Qtl. | Aizwal | Retail | NA | NA | NA | NA |
| | | Wholesale | NA | NA | NA | NA |
| | All India Maximum Price | Retail | 15500 | 15800 | 12000 | 8500 |
| | | Wholesale | 14400 | 14400 | 11500 | 8000 |
| | All India Minimum Price | Retail | 7400 | 6800 | 6800 | 5600 |
| | | Wholesale | 7000 | 6400 | 6400 | 5350 |

| | | | | | |
|------------------------------|-----------|-------|-------|-------|------|
| All India Modal Price | Retail | 13500 | 13500 | 10700 | 7500 |
| | Wholesale | 12500 | 10000 | 9750 | 6800 |
| Amaravati | Spot | NA | NA | NA | NA |
| | Retail | 10300 | NA | 8000 | 7200 |
| Amritsar | Wholesale | 9900 | NA | 7600 | 6800 |
| | Retail | 12000 | 12000 | 10800 | 8200 |
| Bathinda | Wholesale | 10800 | 10800 | 9600 | 7400 |
| | Retail | 14400 | 14600 | NA | NA |
| Bengaluru | Wholesale | 14000 | NA | NA | NA |
| | Retail | 10000 | 10000 | 10000 | 7000 |
| Bhagalpur | Wholesale | 9800 | 9800 | 9800 | 6800 |
| | Retail | 12000 | 12000 | 9500 | 7000 |
| Bhopal | Wholesale | 11000 | 11000 | 9000 | 6600 |
| | Retail | 12000 | 12500 | 10400 | 7200 |
| Bhubaneshwar | Wholesale | 11500 | 12000 | 10000 | 6900 |
| | Retail | 9900 | 9900 | 9900 | 7500 |
| Chandigarh | Wholesale | 9580 | 9580 | 9580 | 6800 |
| | Retail | 14500 | 14000 | 11500 | 8100 |
| Chennai | Wholesale | 13200 | 13000 | 10000 | 7000 |
| | Retail | 14200 | 14000 | 11400 | NA |
| Coimbatore | Wholesale | 13400 | 13200 | 10700 | NA |
| | Retail | 12500 | 12500 | 10500 | 7500 |
| Cuttack | Wholesale | 12200 | 12200 | 10100 | 7200 |
| | Retail | NA | 9200 | 8500 | 7000 |
| Dehradun | Wholesale | NA | 8800 | 8000 | 6600 |
| | Retail | 13200 | 12900 | 11400 | 8000 |
| Delhi | Wholesale | 11900 | 11800 | 10400 | 7100 |
| | Retail | 9800 | 9600 | 9400 | NA |
| Dharwad | Wholesale | 9400 | 9300 | 9100 | NA |
| | Retail | 13000 | 10500 | 10200 | 7500 |
| Dimapur | Wholesale | 12000 | 10000 | 10000 | 7200 |

| | | | | | |
|-------------------|-----------|-------|-------|-------|------|
| Dindigul | Retail | 14000 | 13800 | 11200 | 7500 |
| | Wholesale | 13000 | 12800 | 10500 | 7300 |
| East Zone | Retail | NA | NA | NA | NA |
| | Wholesale | NA | NA | NA | NA |
| Ernakulam | Retail | 11500 | 11200 | 10800 | NA |
| | Wholesale | 10600 | 10300 | 10000 | NA |
| Gurgaon | Retail | 8500 | 8500 | 7200 | NA |
| | Wholesale | 8100 | 8100 | 6800 | NA |
| Guwahati | Retail | 10200 | NA | 9700 | 6500 |
| | Wholesale | 9800 | NA | 9250 | 6100 |
| Gwalior | Retail | 13500 | 13500 | 9200 | 6400 |
| | Wholesale | 13000 | 13000 | 9100 | 6200 |
| Haldwani | Retail | NA | 9000 | 8500 | NA |
| | Wholesale | NA | 8500 | 8000 | NA |
| Hisar | Retail | 11600 | 11600 | 7600 | 6600 |
| | Wholesale | 10000 | 10000 | 7300 | 6300 |
| Hyderabad | Retail | 13500 | 13500 | NA | 7900 |
| | Wholesale | 13200 | 13200 | NA | 7700 |
| Indore | Retail | 11000 | NA | 9000 | 7800 |
| | Wholesale | 11000 | NA | 8600 | 7000 |
| Jabalpur | Retail | 11000 | 11000 | 9600 | 6300 |
| | Wholesale | 10500 | 10500 | 9200 | 6100 |
| Jaipur | Retail | 11500 | 11200 | 9200 | 7300 |
| | Wholesale | 11000 | 10000 | 9000 | 6900 |
| Jalgoan | Spot | 14500 | 15000 | 11800 | 7600 |
| Jammu | Retail | 14500 | NA | 11400 | 8400 |
| | Wholesale | 13000 | NA | 10200 | 7600 |
| Jamshedpur | Spot | 12800 | 12800 | 10300 | 7200 |
| Jodhpur | Retail | 9200 | NA | 8500 | 7000 |
| | Wholesale | 8700 | NA | 8200 | 6500 |
| Kanpur | Retail | 14000 | NA | 11000 | 7500 |

| | | | | | |
|------------------------|-----------|-------|-------|-------|------|
| | Wholesale | 12700 | NA | 10300 | 7000 |
| Karnal | Retail | 10500 | 10300 | 9300 | 6900 |
| | Wholesale | 10100 | 10000 | 8800 | 6400 |
| Kolkata | Retail | 13200 | 13500 | 11500 | 7400 |
| | Wholesale | 12400 | 12500 | 10500 | 6800 |
| Kota | Retail | 10000 | 10000 | 9800 | NA |
| | Wholesale | 9700 | 9700 | 9650 | NA |
| Kozhikode | Retail | 10200 | 10000 | 9700 | NA |
| | Wholesale | 10000 | 9800 | 9500 | NA |
| Lucknow | Retail | NA | 12000 | NA | 6800 |
| | Wholesale | NA | 11850 | NA | 6200 |
| Ludhiana | Retail | 9000 | 9000 | 7500 | 7500 |
| | Wholesale | 8500 | 8200 | 7000 | 7000 |
| Mandi | Retail | 11000 | 11000 | 11000 | NA |
| | Wholesale | 10500 | 10500 | 10500 | NA |
| Mumbai | Retail | 13500 | 13500 | 10900 | 7800 |
| | Wholesale | 12000 | 12000 | 9750 | 6750 |
| Nagpur | Retail | 11400 | 11000 | 10600 | 7100 |
| | Wholesale | 10658 | 10358 | 9948 | 6882 |
| North Zone | Retail | NA | NA | NA | NA |
| | Wholesale | NA | NA | NA | NA |
| North-East Zone | Retail | NA | NA | NA | NA |
| | Wholesale | NA | NA | NA | NA |
| Otanagar | Retail | NA | NA | NA | NA |
| | Wholesale | NA | NA | NA | NA |
| Palakkad | Retail | 8200 | 8200 | 8200 | NA |
| | Wholesale | 7800 | 7800 | 7800 | NA |
| Panaji | Retail | 14000 | 14300 | 11000 | NA |
| | Wholesale | 13250 | 13250 | 9900 | NA |
| Panchkula | Retail | 7400 | 7400 | 8000 | NA |
| | Wholesale | 7000 | 7000 | 7500 | NA |

September 14, 2015

| | | | | | |
|-------------------|-----------|-------|-------|-------|------|
| Patna | Retail | 12500 | 11000 | 10700 | 7000 |
| | Wholesale | 12000 | 10500 | 10300 | 6800 |
| Pipariya | Spot | 13000 | 13300 | 11300 | NA |
| | Retail | NA | NA | NA | NA |
| Port Blair | Wholesale | NA | NA | NA | NA |
| | Retail | 15500 | 15500 | 12000 | 8500 |
| Puducherry | Wholesale | 14400 | 14400 | 11100 | 7700 |
| | Retail | 13500 | 13500 | 10500 | NA |
| Purnia | Wholesale | 12200 | 12200 | 10300 | NA |
| | Retail | 14800 | 13500 | 10600 | 6500 |
| Raipur | Wholesale | 13700 | 11800 | 9500 | 6000 |
| | Retail | 10700 | 10700 | 10300 | 8000 |
| Rajkot | Wholesale | 10500 | 10500 | 9300 | 6800 |
| | Retail | 14000 | 14000 | 11000 | 7500 |
| Ranchi | Wholesale | 12000 | 12000 | 9500 | 6400 |
| | Retail | 12000 | 12000 | 7000 | NA |
| Rewa | Wholesale | 11000 | 11000 | 6730 | NA |
| | Retail | 12500 | 12500 | 10300 | 7600 |
| Rourkela | Wholesale | 12000 | 12000 | 9900 | 7200 |
| | Retail | 13000 | 13000 | 8000 | NA |
| Sagar | Wholesale | 12500 | 12500 | 7800 | NA |
| | Retail | 12000 | 12000 | 10400 | 7400 |
| Sambalpur | Wholesale | 11600 | 11600 | 10000 | 7100 |
| | Retail | 10500 | 10500 | 10500 | 6800 |
| Shillong | Wholesale | 9500 | 9500 | 9500 | 6200 |
| | Retail | 13500 | 13500 | 11000 | 8500 |
| Shimla | Wholesale | 12800 | 12800 | 10200 | 8000 |
| | Retail | 11500 | 6800 | 6800 | 6800 |
| Siliguri | Wholesale | 10000 | 6400 | 6400 | 6300 |
| | Retail | NA | NA | NA | NA |
| South Zone | Wholesale | NA | NA | NA | NA |

| | | | | | | |
|---|------------------------------|-----------|-------|-------|-------|------|
| | Srinagar | Retail | 8000 | 8000 | 8000 | NA |
| | | Wholesale | NA | NA | NA | NA |
| | T.Puram | Retail | 7500 | 7500 | 7600 | 7600 |
| | | Wholesale | 7000 | 7000 | 7200 | 7200 |
| | Thiruchirapalli | Retail | 13800 | 13800 | 11200 | 7600 |
| | | Wholesale | 13000 | 13000 | 10700 | 7400 |
| | Thrissur | Retail | 11800 | 11800 | 11800 | NA |
| | | Wholesale | 11300 | 11300 | 11300 | NA |
| | Tirunelveli | Retail | 13800 | 13800 | 11400 | NA |
| | | Wholesale | 13200 | 13200 | 10800 | NA |
| | Varanasi | Retail | 13500 | 13500 | 10500 | 7400 |
| | | Wholesale | 13000 | 13000 | 9500 | 6900 |
| | Vijaywada | Retail | 13000 | 13000 | 10600 | 7700 |
| | | Wholesale | 12700 | 12700 | 10300 | 7400 |
| | Visakhapatnam | Retail | 13500 | 13500 | 10600 | 7700 |
| | | Wholesale | 13250 | 13250 | 10350 | 7400 |
| | Wayanad | Retail | 10600 | 10600 | 10600 | NA |
| | | Wholesale | 10000 | 10000 | 10000 | NA |
| | West Zone | Retail | NA | NA | NA | NA |
| | | Wholesale | NA | NA | NA | NA |
| | Akola | Spot | NA | NA | NA | 6900 |
| | Barshi | Spot | 13000 | 13500 | 11700 | NA |
| | Dahod | Spot | NA | NA | NA | NA |
| Tur Dall Phatka in Rs./Qtl. | Gulbarga (Kalaburagi) | Spot | 13600 | 13800 | 12000 | 7100 |
| | Katni | Spot | NA | NA | NA | NA |
| | Latur | Spot | 13800 | 13700 | 11500 | NA |
| Tur Dall Phatka(General) in Rs./Qtl. | Nagpur | Spot | NA | NA | NA | NA |
| | Indore | Spot | 13000 | 13500 | 10800 | 7200 |
| Tur Dall Sava no. in Rs./Qtl. | Akola | Spot | NA | 9550 | NA | 6500 |
| | Barshi | Spot | 12000 | 12500 | 10500 | NA |

| | | | | | | |
|---|-----------------------|------|-------|-------|------|------|
| | Dahod | Spot | NA | NA | NA | NA |
| | Katni | Spot | NA | NA | NA | NA |
| Tur Desi in Rs./Qtl. | Morena | Spot | 7000 | NA | NA | NA |
| | Pipariya | Spot | 9200 | 9300 | 8300 | NA |
| Tur in \$/t | Kolkatta-Cnf | Spot | NA | NA | NA | NA |
| | Bhind | Spot | NA | 7500 | 6200 | 4100 |
| | Dabra | Spot | NA | NA | NA | NA |
| Tur in Rs./Qtl. | Gadarwara | Spot | NA | NA | NA | 5500 |
| | Jaipur | Spot | NA | NA | NA | NA |
| | Khandwa | Spot | NA | NA | NA | NA |
| | Raipur | Spot | 9800 | 10400 | 8350 | 5800 |
| | Solapur | Spot | 10300 | 10500 | 8800 | 5100 |
| Tur Kenya in Rs./Qtl. | Mumbai | Spot | NA | NA | NA | NA |
| | Chennai -Cnf | Spot | 1480 | 1470 | NA | NA |
| Tur Lemon (Burma) in \$/t | Mumbai -Cnf | Spot | NA | 1480 | 1225 | 785 |
| | Delhi | Spot | 9500 | 9550 | 8025 | 4750 |
| Tur Lemon (Burma) in Rs./Qtl. | Kolkatta | Spot | 9600 | 9600 | 8100 | 4850 |
| | Mumbai | Spot | 9500 | 9600 | 8025 | 4800 |
| Tur Lemon (FOB) in \$/t | Yangon-Myanmar | Spot | NA | 1450 | NA | 755 |
| | Chennai | Spot | 9500 | 9600 | NA | 4750 |
| Tur Lemon in Rs./Qtl. | Vijaywada | Spot | 9500 | 9600 | 8000 | 4725 |
| | Indore | Spot | 9000 | 9700 | 8050 | 5000 |
| Tur Mah. Origin in Rs./Qtl. | Mumbai -Cnf | Spot | NA | NA | NA | 700 |
| Tur Malavi Red in \$/t | Mumbai | Spot | NA | NA | NA | 4800 |
| Tur Malawi/Mozambique in Rs./Qtl. | Mumbai -Cnf | Spot | NA | NA | NA | NA |
| Tur Matwara in \$/t | Mumbai | Spot | NA | NA | NA | 4800 |
| Tur Matwara in Rs./Qtl. | Yadgir | Spot | NA | NA | NA | NA |
| Tur Nirmal in Rs./Qtl. | Jalna | Spot | 9500 | 10000 | 7700 | 4500 |
| Tur Red (Variety-Maruti) in Rs./Qtl. | Mumbai -Cnf | Spot | NA | NA | NA | NA |
| Tur red Bariyadi in \$/t | Hathras | Spot | 8800 | 9000 | NA | 4500 |
| Tur Red Desi in Rs./Qtl. | | | | | | |

| | | | | | | |
|--|------------------------------|------|-------|-------|------|------|
| Tur Red FAQ in Rs./Qtl. | Gulbarga (Kalaburagi) | Spot | 10200 | 10400 | 8800 | 5125 |
| | Ahmednagar | Spot | 9000 | 9100 | 7100 | 4600 |
| | Akola | Spot | 9700 | NA | NA | 4950 |
| | Amaravati | Spot | 9300 | 9700 | 8500 | 5100 |
| | Barshi | Spot | 10200 | 10200 | 8300 | NA |
| | Dahod | Spot | NA | NA | 6800 | NA |
| Tur Red in Rs./Qtl. | Gotegaon | Spot | NA | NA | NA | NA |
| | Latur | Spot | 10400 | 10300 | 8500 | NA |
| | Sedam | Spot | NA | 10000 | 8600 | NA |
| | Udgir | Spot | 10300 | 10000 | NA | 4900 |
| | Yadgir | Spot | NA | NA | NA | NA |
| Tur Sefla in \$/t | Mumbai -Cnf | Spot | NA | NA | NA | NA |
| Tur Tanzania/Matwara/Mozambique in \$/t | | Spot | NA | NA | NA | 720 |
| Tur TRS in Rs./Qtl. | Yadgir | Spot | NA | NA | NA | NA |
| Tur White Desi in Rs./Qtl. | Jalgaon | Spot | 10000 | 10200 | 8200 | 5000 |
| | Ahmednagar | Spot | 9200 | 9300 | 7400 | 4800 |
| | Akola | Spot | NA | NA | NA | NA |
| Tur White in Rs./Qtl. | Barshi | Spot | 10300 | 10300 | 8500 | NA |
| | Dahod | Spot | NA | NA | 7000 | NA |
| | Jalna | Spot | 10000 | 9300 | 8000 | 4800 |
| | Latur | Spot | NA | 10400 | 8600 | NA |
| Urad (Black and Brown) in Rs./Qtl. | Bina | Spot | 7400 | NA | NA | NA |
| Urad (Burma) FAQ in Rs./Qtl. | | Spot | 8100 | 8000 | NA | 5100 |
| Urad (Burma) SQ in Rs./Qtl. | Chennai | Spot | 9700 | 9550 | NA | 6100 |
| Urad (Chennai) FAQ in Rs./Qtl. | | Spot | NA | NA | NA | NA |
| Urad (Chennai) SQ in Rs./Qtl. | Guntur | Spot | NA | NA | NA | NA |
| Urad (Mah. origin) in Rs./Qtl. | | Spot | 8500 | 8500 | 7800 | 5600 |
| Urad (Polish) in Rs./Qtl. | Guntur | Spot | 9300 | 9450 | 8300 | 6900 |
| Urad (Unpolish) in Rs./Qtl. | Vijaywada | Spot | 9200 | 9300 | 8500 | 6600 |
| | Guntur | Spot | 9200 | 9300 | 8200 | 6600 |

Urad Dall (Branded) in Rs./Qtl.

| | | | | | |
|--------------------------------|-----------|-------|-------|-------|-------|
| | Spot | 11900 | 12400 | 11100 | 8450 |
| Agartala | Retail | 11200 | 11200 | 10700 | 6500 |
| | Wholesale | 11000 | 11000 | 10500 | 6300 |
| Agra | Retail | NA | 10500 | 10500 | 7400 |
| | Wholesale | NA | 9900 | 9800 | 6800 |
| Ahmedabad | Retail | 10400 | 10400 | 10400 | 7200 |
| | Wholesale | 9800 | 9800 | 9800 | 6800 |
| Aizwal | Retail | 9000 | 9000 | 9000 | 8100 |
| | Wholesale | 4200 | 4200 | NA | NA |
| All India Maximum Price | Retail | 13800 | 14000 | 13500 | 10000 |
| | Wholesale | 13400 | 12600 | 12800 | 9700 |
| All India Minimum Price | Retail | 7600 | 7600 | 5200 | 4800 |
| | Wholesale | 4200 | 4200 | 5000 | 4500 |
| All India Modal Price | Retail | 10880 | 11067 | 10075 | 7000 |
| | Wholesale | 8000 | 9800 | 9700 | 6800 |
| Amritsar | Retail | 8400 | NA | 8000 | 6500 |
| | Wholesale | 8000 | NA | 7600 | 6100 |
| Bathinda | Retail | 11200 | 11200 | 10800 | 9200 |
| | Wholesale | 10200 | 10200 | 9600 | 8300 |
| Bengaluru | Retail | 13800 | 14000 | 12800 | NA |
| | Wholesale | 13400 | NA | 12400 | NA |
| Bhagalpur | Retail | 10400 | 10400 | 10800 | 7400 |
| | Wholesale | 10400 | 10400 | 10400 | 7200 |
| Bhopal | Retail | 10000 | 10000 | 9500 | 7000 |
| | Wholesale | 9000 | 9000 | 9000 | 6800 |
| Bhubaneshwar | Retail | 11000 | 11000 | 10200 | 8000 |
| | Wholesale | 10500 | 10500 | 9800 | 7500 |
| Chandigarh | Retail | 9700 | 9700 | 9700 | 6000 |
| | Wholesale | 9400 | 9400 | 9400 | 5600 |
| Chennai | Retail | 12500 | 12000 | 11500 | 9000 |
| | Wholesale | 11900 | 11500 | 10000 | 8000 |

Urad Dall in Rs./Qtl.

| | | | | | |
|-------------------|-----------|-------|-------|-------|-------|
| Coimbatore | Retail | 12600 | 12600 | 11500 | NA |
| | Wholesale | 12000 | 12000 | 10800 | NA |
| Cuttack | Retail | 10200 | 10200 | 10000 | 7600 |
| | Wholesale | 9800 | 9800 | 9600 | 7200 |
| Dehradun | Retail | NA | 9200 | 8700 | 8200 |
| | Wholesale | NA | 8800 | 8200 | 7600 |
| Delhi | Retail | 11200 | 11300 | 11100 | 8000 |
| | Wholesale | 9900 | 9900 | 9200 | 7000 |
| Dharwad | Retail | 11500 | 11400 | 10600 | NA |
| | Wholesale | 11300 | 11200 | 10300 | NA |
| Dimapur | Retail | 8500 | 8500 | 8500 | 7000 |
| | Wholesale | 8000 | 8000 | 8000 | 6500 |
| Dindigul | Retail | 12500 | 12500 | 11700 | 10000 |
| | Wholesale | 11800 | 11800 | 10900 | 9600 |
| East Zone | Retail | NA | NA | NA | NA |
| | Wholesale | NA | NA | NA | NA |
| Ernakulam | Retail | 7600 | 7600 | 7600 | NA |
| | Wholesale | 7400 | 7400 | 7400 | NA |
| Gurgaon | Retail | 8800 | 8800 | 6200 | NA |
| | Wholesale | 8000 | 8000 | 5800 | NA |
| Guwahati | Retail | 11800 | NA | 11200 | 8600 |
| | Wholesale | 11400 | NA | 10900 | 8200 |
| Gwalior | Retail | 11500 | 11500 | 9000 | 6400 |
| | Wholesale | 11300 | 11300 | 8900 | 6200 |
| Haldwani | Retail | NA | 8500 | 8200 | NA |
| | Wholesale | NA | 8200 | 8000 | NA |
| Hisar | Retail | 10200 | 10200 | 10000 | 6500 |
| | Wholesale | 9800 | 9800 | 9700 | 6300 |
| Hyderabad | Retail | 12500 | 12500 | NA | 9000 |
| | Wholesale | 12200 | 12200 | NA | 8800 |
| Indore | Retail | 8600 | 8400 | 7600 | 7400 |

September 14, 2015

| | | | | | |
|-------------------|-----------|-------|-------|-------|------|
| | Wholesale | 8500 | 8300 | 7200 | 6600 |
| Jabalpur | Retail | 8800 | 8800 | 8800 | 4800 |
| | Wholesale | 8350 | 8350 | 8250 | 4500 |
| Jaipur | Retail | 9200 | 9000 | 8700 | 7100 |
| | Wholesale | 9000 | 8900 | 8500 | 6900 |
| Jalgoan | Spot | NA | NA | NA | NA |
| | Retail | 11400 | 11400 | 10800 | 8200 |
| Jammu | Wholesale | 10000 | 9700 | 9200 | 7500 |
| | Retail | 8800 | NA | 8000 | 7000 |
| Jodhpur | Wholesale | 8200 | NA | 7700 | 6600 |
| | Retail | 11000 | NA | 10500 | 9000 |
| Kanpur | Wholesale | 10200 | NA | 9700 | 8000 |
| | Retail | 10000 | 10000 | 9200 | 7000 |
| Karnal | Wholesale | 9700 | 9700 | 8700 | 6400 |
| | Retail | 10200 | 10200 | 10200 | 7300 |
| Kolkata | Wholesale | 9500 | 9500 | 9400 | 6800 |
| | Retail | 10000 | 10000 | 9700 | NA |
| Kota | Wholesale | 9600 | 9600 | 9400 | NA |
| | Retail | 10600 | 10400 | 9900 | NA |
| Kozhikode | Wholesale | 10400 | 10200 | 9700 | NA |
| | Retail | NA | 12000 | NA | 8600 |
| Lucknow | Wholesale | NA | 11500 | NA | 8000 |
| | Retail | 8000 | NA | 7500 | 7500 |
| Ludhiana | Wholesale | 7500 | NA | 7000 | 7000 |
| | Retail | 10500 | 10500 | 10500 | NA |
| Mandi | Wholesale | 9942 | 9942 | 9942 | NA |
| | Retail | 12100 | 12100 | 11600 | 8200 |
| Mumbai | Wholesale | 11250 | 11250 | 10500 | 7500 |
| | Retail | 10800 | 10500 | 10200 | 6300 |
| Nagpur | Wholesale | 10493 | 10193 | 9909 | 5995 |
| North Zone | Retail | NA | NA | NA | NA |

| | | | | | |
|------------------------|-----------|-------|-------|-------|------|
| | Wholesale | NA | NA | NA | NA |
| | Retail | NA | NA | NA | NA |
| North-East Zone | Wholesale | NA | NA | NA | NA |
| | Retail | NA | NA | NA | NA |
| Otanagar | Wholesale | NA | NA | NA | NA |
| | Retail | 9300 | 9300 | 9300 | NA |
| Palakkad | Wholesale | 8900 | 8900 | 8900 | NA |
| | Retail | 13800 | 13500 | 13500 | 9100 |
| Panaji | Wholesale | 12500 | 12500 | 11600 | 8100 |
| | Retail | 8700 | 8700 | 6200 | NA |
| Panchkula | Wholesale | 8200 | 8200 | 5800 | NA |
| | Retail | 9200 | 10200 | 8900 | 8500 |
| Patna | Wholesale | 8800 | 9800 | 8500 | 8250 |
| | Retail | NA | NA | NA | NA |
| Port Blair | Wholesale | NA | NA | NA | NA |
| | Retail | 13500 | 13500 | 11800 | 9500 |
| Puducherry | Wholesale | 12600 | 12600 | 11100 | 8850 |
| | Retail | NA | NA | NA | NA |
| Purnia | Wholesale | NA | NA | NA | NA |
| | Retail | 9200 | 9200 | 8200 | 6000 |
| Raipur | Wholesale | 8400 | 8400 | 7800 | 5600 |
| | Retail | 11500 | 11500 | 11000 | 7900 |
| Rajkot | Wholesale | 10900 | 10900 | 10100 | 7500 |
| | Retail | 13000 | 13000 | 10000 | 7200 |
| Ranchi | Wholesale | 12000 | 11000 | 9000 | 6000 |
| | Retail | 11000 | 11000 | 5200 | NA |
| Rewa | Wholesale | 10000 | 10000 | 5000 | NA |
| | Retail | 10600 | 10600 | 10100 | 8100 |
| Rourkela | Wholesale | 10300 | 10300 | 9700 | 7700 |
| | Retail | 12000 | 12000 | 8000 | NA |
| Sagar | Wholesale | 11500 | 11500 | 7800 | NA |

September 14, 2015

| | | | | | |
|------------------------|-----------|-------|-------|-------|-------|
| Sambalpur | Retail | 10500 | 10500 | 10000 | 7700 |
| | Wholesale | 10200 | 10200 | 9600 | 7400 |
| Shillong | Retail | 10000 | 10000 | 10000 | 9000 |
| | Wholesale | 9000 | 9000 | 9000 | 8200 |
| Shimla | Retail | 11500 | 11500 | 11000 | 7500 |
| | Wholesale | 10800 | 10800 | 10300 | 6800 |
| Siliguri | Retail | 9200 | 9200 | 9200 | 7000 |
| | Wholesale | 8000 | 8000 | 8000 | 6500 |
| South Zone | Retail | NA | NA | NA | NA |
| | Wholesale | NA | NA | NA | NA |
| Srinagar | Retail | 8200 | 8200 | 8200 | NA |
| | Wholesale | NA | NA | NA | NA |
| T.Puram | Retail | 9100 | 9000 | 8500 | 8200 |
| | Wholesale | 8600 | 8500 | 8300 | 7600 |
| Thiruchirapalli | Retail | 12500 | 12200 | 11500 | 10000 |
| | Wholesale | 12000 | 11700 | 10800 | 9500 |
| Thrissur | Retail | 11600 | 11500 | 11500 | NA |
| | Wholesale | 11200 | 11100 | 11100 | NA |
| Tirunelveli | Retail | 12800 | 12800 | 11500 | NA |
| | Wholesale | 12500 | 12400 | 11200 | NA |
| Varanasi | Retail | 8000 | 8000 | 8000 | 6500 |
| | Wholesale | 7200 | 7200 | 7200 | 6000 |
| Vijaywada | Retail | 12000 | 12000 | 10800 | 8500 |
| | Wholesale | 11650 | 11650 | 10450 | 8100 |
| Visakhapatnam | Retail | 12200 | 12200 | 11000 | 8500 |
| | Wholesale | 11900 | 11900 | 10700 | 8050 |
| Wayanad | Retail | 11700 | 11300 | 11000 | NA |
| | Wholesale | 10500 | 10300 | 10000 | NA |
| West Zone | Retail | NA | NA | NA | NA |
| | Wholesale | NA | NA | NA | NA |
| Indore | Spot | 12500 | 12500 | 12000 | 9000 |

Urad Dall Mogar (General-Average) in Rs./Qtl.

| | | | | | | |
|---|-----------------------|------|-------|---------|-------|--------|
| Urad Dall Mogar (local branded) in Rs./Qtl. | Gulbarga (Kalaburagi) | Spot | 12600 | 11800 | 11400 | 9400 |
| Urad Dall Mogar in Rs./Qtl. | Jamshedpur | Spot | 9500 | 9400 | 9500 | 7100 |
| Urad Dall Split (Average) in Rs./Qtl. | Bikaner | Spot | 10200 | 10400 | 10000 | 7100 |
| | Akola | Spot | NA | 8000 | NA | 5500 |
| | Ashok Nagar | Spot | 7850 | NA | 6800 | NA |
| | Bikaner | Spot | NA | NA | NA | NA |
| | Jalgoan | Spot | 9000 | 8000 | 7500 | NA |
| Urad Desi in Rs./Qtl. | Kanpur | Spot | 8500 | 8700 | 7900 | 6250 |
| | Neemuch | Spot | 8200 | 7300 | 7300 | NA |
| | Pipariya | Spot | NA | NA | 5700 | NA |
| | Ramganj | Spot | 8000 | 7200 | NA | 4800 |
| | Udgir | Spot | 9300 | NA | NA | NA |
| Urad FAQ (Burma) in \$/t | Chennai -Cnf | Spot | 1250 | 1175 | NA | 870 |
| | Mumbai -Cnf | Spot | NA | 1170 | 1120 | 850 |
| Urad FAQ (Burma) in Rs./Qtl. | Kolkatta | Spot | 8100 | 8050 | 7700 | 5700 |
| | Mumbai | Spot | 8000 | 7800 | 7400 | 5250 |
| Urad FAQ (FOB) in \$/t | Yangon-Myanmar | Spot | NA | 1150 | NA | 835 |
| Urad FAQ (Local) in Kyat/t | | Spot | NA | 1433000 | NA | 786000 |
| Urad FAQ in Rs./Qtl. | Gulbarga (Kalaburagi) | Spot | 8852 | 8700 | 7065 | 7000 |
| Urad Gota Barnded in Rs./Qtl. | Guntur | Spot | 11900 | 12400 | 11100 | 8450 |
| Urad in \$/t | Kolkatta-Cnf | Spot | NA | NA | NA | NA |
| | Ahmednagar | Spot | 9100 | 9200 | 7500 | 6300 |
| | Barshi | Spot | 9200 | 8700 | NA | NA |
| | Bundi | Spot | 6500 | 6500 | NA | NA |
| Urad in Rs./Qtl. | Dahod | Spot | NA | NA | NA | NA |
| | Harda | Spot | NA | NA | NA | NA |
| | Harpalpur | Spot | NA | NA | NA | NA |
| | Indore | Spot | 8500 | 8500 | 7700 | 5000 |
| | Jaipur | Spot | 8000 | 7500 | 7000 | 5300 |

| | | | | | | |
|------------------------------------|-----------------------|------|------|------|------|------|
| | Jalna | Spot | 8500 | NA | NA | NA |
| | Jhansi | Spot | NA | 7200 | 7200 | NA |
| | Kekri | Spot | 8283 | 8000 | 7500 | 5800 |
| | Khandwa | Spot | NA | NA | NA | NA |
| | Khurai | Spot | 6600 | NA | NA | NA |
| | Kota | Spot | 7700 | 7200 | NA | NA |
| | Lalitpur | Spot | NA | NA | NA | 5000 |
| | Latur | Spot | 9100 | 9000 | NA | NA |
| | Rajgarh | Spot | NA | NA | NA | NA |
| | Sedam | Spot | 8800 | 8600 | NA | NA |
| | Tikamgarh | Spot | NA | 7500 | 7350 | NA |
| Urad Kali in Rs./Qtl. | Dabra | Spot | NA | NA | NA | NA |
| Urad Lal in Rs./Qtl. | Gotegaon | Spot | NA | NA | NA | NA |
| Urad Mogar in Rs./Qtl. | Dabra | Spot | NA | NA | NA | NA |
| Urad Rangoli in Rs./Qtl. | Dahod | Spot | NA | NA | NA | NA |
| Urad Sada(Bada) in Rs./Qtl. | Dabra | Spot | NA | NA | NA | NA |
| Urad SQ (Burma) in \$/t | Vijaywada | Spot | 9000 | 9000 | 8300 | 6450 |
| Urad SQ (FOB) in \$/t | Chennai -Cnf | Spot | 1370 | 1325 | NA | 990 |
| Urad SQ (Local) in Kyat/t | Mumbai -Cnf | Spot | NA | 1310 | 1250 | 990 |
| Urad SQ in Rs./Qtl. | Yangon-Myanmar | Spot | NA | 1300 | NA | 960 |
| Yellow Peas in Rs./Qtl. | Delhi | Spot | 9100 | 9000 | 8000 | 6550 |
| | | Spot | 2750 | 2750 | 2725 | NA |

| Pulses Arrivals | 10-Sep-15 | 3-Sep-15 | 10-Aug-15 | 10-Sep-14 |
|---|------------------|-----------------|------------------|------------------|
| Chana (Both Desi and kantewala) in Qtls. | | | | |
| Ramganj | 350 | 350 | NA | 500 |
| Chana Annagiri in Qtls. | | | | |
| Gulbarga(Kalaburagi) | 800 | 500 | 2400 | 7800 |
| Latur | NA | NA | NA | NA |

| | | | | |
|---|------|------|------|------|
| Udgir | 600 | 700 | 850 | 1800 |
| Yadgir | NA | NA | NA | NA |
| Chana Both(MP and Raj. Origin) in Motors/trucks (each of 15 tonne) | | | | |
| Delhi | 235 | 180 | 225 | NA |
| Chana Dall in Qtls. | | | | |
| Dabra | NA | NA | NA | NA |
| Chana Desi in Qtls. | | | | |
| Ajmer | NA | 600 | 300 | NA |
| Alwar | 2900 | 4500 | 500 | 1800 |
| Ashok Nagar | 2800 | 2600 | 3000 | 275 |
| Barshi | 1000 | 1300 | 2200 | NA |
| Bhind | 75 | 125 | 155 | 275 |
| Bina | 1800 | 1050 | 1950 | 305 |
| Bundi | 180 | 245 | 195 | 30 |
| Dabra | NA | 100 | NA | NA |
| Dahod | NA | NA | NA | NA |
| Gadarwara | NA | NA | NA | 390 |
| Gotegaon | NA | NA | NA | NA |
| Gwalior | NA | NA | NA | NA |
| Harda | NA | 120 | 50 | 1500 |
| Harpalpur | NA | NA | NA | NA |
| Jaipur | NA | NA | NA | NA |
| Jhansi | 650 | 950 | 250 | NA |
| Kanpur | NA | NA | NA | NA |
| Katni | NA | NA | NA | 100 |
| Kekri | 5500 | 4400 | 3100 | 600 |
| Khandwa | NA | NA | NA | NA |
| Kota | 350 | 1620 | 200 | NA |
| Lalitpur | NA | NA | NA | 1600 |
| Merta City | 300 | 800 | 700 | NA |
| Morena | 3 | 20 | 19 | NA |

| | | | | |
|--|------|------|------|-------|
| Pipariya | 3500 | 1225 | 3600 | 1250 |
| Sriganganagar | NA | 2 | 47 | NA |
| Tikamgarh | 100 | 350 | 10 | NA |
| Vijaywada | 4500 | 5000 | 4000 | NA |
| Chana Dollar in Qtls. | | | | |
| Rajgarh | NA | NA | NA | 90 |
| Sujalpur | NA | NA | NA | 190 |
| Chana G 12/Vijay in Qtls. | | | | |
| Latur | NA | NA | NA | 19000 |
| Chana Gauran in Qtls. | | | | |
| Jalna | 500 | 500 | 40 | 1100 |
| Latur | NA | NA | NA | NA |
| Chana in Qtls. | | | | |
| Ahmednagar | 2400 | 2600 | 3000 | 900 |
| Akola | 500 | 450 | 400 | 24 |
| Amaravati | 2400 | 2600 | 900 | NA |
| Barshi | NA | NA | NA | 200 |
| Bikaner | NA | NA | NA | 1800 |
| Jalgaon | 500 | 500 | 300 | 200 |
| Khurai | 750 | 1000 | 1700 | 360 |
| Nagpur | 200 | 600 | 750 | 600 |
| Nanded | 1350 | 1600 | 2100 | 1750 |
| Raipur | 3500 | 7400 | 9500 | 1700 |
| Sedam | 400 | 500 | 700 | 1000 |
| Solapur | 6200 | 5600 | 5900 | NA |
| Ujjain | 3600 | 1800 | 850 | 5000 |
| Chana kantewala/katawala in Qtls. | | | | |
| Dewas | 650 | 625 | 260 | 2960 |
| Indore | 7000 | 4000 | 6000 | 2500 |
| Lalitpur | NA | NA | NA | 2300 |
| Neemuch | 1100 | 650 | 1000 | 250 |

| | | | | |
|---|-----|------|------|-----|
| Rajgarh | 165 | 160 | 200 | NA |
| Sujalpur | NA | NA | NA | 250 |
| Chana Masumi in Qtls. | | | | |
| Yadgir | NA | NA | NA | NA |
| Chana Mixed (Mill) in Qtls. | | | | |
| Latur | 600 | 2400 | 3100 | 800 |
| Chana Pila in Qtls. | | | | |
| Jalna | 300 | 500 | 40 | 600 |
| Chana White-Katu in Qtls. | | | | |
| Rajgarh | NA | NA | NA | NA |
| Kabuli Chana in Qtls. | | | | |
| Dabra | NA | NA | NA | NA |
| Sujalpur | NA | NA | NA | 275 |
| Masoor (Bareily) in Qtls. | | | | |
| Kanpur | NA | NA | NA | NA |
| Masoor (Kota-Raj.) in Qtls. | | | | |
| Delhi | NA | NA | NA | NA |
| Masoor (Seed-Condition) in Qtls. | | | | |
| Katni | NA | NA | NA | 80 |
| Masoor (Sikri-Raj.) in Qtls. | | | | |
| Delhi | NA | NA | NA | NA |
| Masoor Dal in Qtls. | | | | |
| Gotegaon | NA | NA | NA | NA |
| Masoor Dall Malka in Qtls. | | | | |
| Kanpur | NA | NA | NA | NA |
| Masoor Desi in Qtls. | | | | |
| Ashok Nagar | 225 | NA | 80 | NA |
| Pipariya | 160 | 40 | 170 | 525 |
| Masoor in Qtls. | | | | |
| Gotegaon | NA | NA | NA | NA |
| Gwalior | NA | NA | NA | NA |

| | | | | |
|--|------|------|------|------|
| Harpalpur | NA | NA | NA | 20 |
| Jhansi | 300 | 400 | 100 | NA |
| Khurai | 70 | 20 | 95 | NA |
| Lalitpur | NA | NA | NA | 510 |
| Patna | 800 | 850 | 2450 | 4000 |
| Raipur | 900 | 1100 | 3500 | 3650 |
| Masoor Kali in Qtls. | | | | |
| Bina | 145 | 85 | 400 | NA |
| Masoor Medium (barik) in Qtls. | | | | |
| Indore | 5300 | 4400 | 5000 | 2600 |
| Masoor Medium in Qtls. | | | | |
| Dabra | NA | 100 | NA | NA |
| Rajgarh | NA | NA | NA | NA |
| Masoor Mill Quality in Qtls. | | | | |
| Kanpur | NA | NA | NA | NA |
| Moong (Kanpur-U.P.) in Qtls. | | | | |
| Delhi | NA | NA | NA | NA |
| Moong (Karnataka) in Qtls. | | | | |
| Delhi | NA | NA | NA | NA |
| Moong (kishangarh-Raj) in Qtls. | | | | |
| Delhi | NA | NA | NA | NA |
| Moong (Sumerpur-Raj.) in Qtls. | | | | |
| Delhi | NA | NA | NA | NA |
| Moong (UP line) in Qtls. | | | | |
| Kanpur | 330 | 230 | 420 | NA |
| Moong Chamki in Qtls. | | | | |
| Delhi | NA | NA | NA | NA |
| Gulbarga(Kalaburagi) | 5000 | 3000 | 65 | 8656 |
| Indore | 2500 | 2900 | 3900 | 2900 |
| Jalgaon | 2500 | 800 | NA | 500 |
| Jalna | 400 | 3600 | NA | NA |

| | | | | |
|---|-------|------|-------|-------|
| Solapur | NA | NA | NA | 6100 |
| Moong Desi (Merta City-Raj) in Qtls. | | | | |
| Delhi | NA | NA | NA | NA |
| Moong Desi in Qtls. | | | | |
| Ajmer | 12000 | 5950 | 500 | 1450 |
| Bina | 20 | NA | NA | NA |
| Hathras | 310 | 125 | 500 | 4800 |
| Ludhiana | 1200 | 1400 | 11000 | 1700 |
| Merta City | 25000 | 5050 | 350 | 30 |
| Pipariya | 12500 | 2015 | 11700 | NA |
| Udgir | 1250 | 1200 | NA | 7500 |
| Moong FAQ in Qtls. | | | | |
| Gulbarga(Kalaburagi) | 7820 | 2905 | 47 | 10000 |
| Moong Gauran in Qtls. | | | | |
| Jalna | 250 | 700 | NA | 1100 |
| Moong Green in Qtls. | | | | |
| Delhi | NA | NA | NA | NA |
| Gotegaon | NA | NA | NA | NA |
| Sedam | 1400 | 1600 | 100 | 1500 |
| Moong in Qtls. | | | | |
| Ahmednagar | 2400 | 2700 | 1200 | 1800 |
| Akola | NA | 610 | NA | 1800 |
| Amaravati | NA | NA | NA | 7000 |
| Barshi | 650 | 300 | NA | 200 |
| Harda | 7500 | 3600 | 2500 | NA |
| Jaipur | NA | NA | NA | NA |
| Kekri | 16700 | 4400 | 1750 | 350 |
| Lalitpur | NA | NA | NA | 207 |
| Latur | 600 | 1900 | 300 | 7000 |
| Sriganganagar | NA | NA | NA | 245 |
| Vijaywada | 7500 | 1500 | NA | NA |

| | | | | |
|---|-------|-------|------|-------|
| Moong Kekri in Qtls. | | | | |
| Delhi | NA | NA | NA | NA |
| Moong Mogar (Merta City-Raj) in Qtls. | | | | |
| Delhi | NA | NA | NA | NA |
| Moong Mogar in Qtls. | | | | |
| Yadgir | NA | NA | NA | 13500 |
| Moong Polish (Merta City-Raj) in Qtls. | | | | |
| Delhi | 32 | NA | NA | NA |
| Moong Polish in Qtls. | | | | |
| Yadgir | 22500 | 15100 | 200 | NA |
| Moong Popat in Qtls. | | | | |
| Delhi | NA | NA | NA | 2900 |
| Peas Desi in Qtls. | | | | |
| Kanpur | NA | NA | NA | NA |
| Peas Green in Qtls. | | | | |
| Gotegaon | NA | NA | NA | NA |
| Peas White in Qtls. | | | | |
| Dabra | NA | NA | NA | NA |
| Harpalpur | 350 | 550 | 750 | NA |
| Jhansi | 600 | 1000 | 300 | NA |
| Peas Yellow in Qtls. | | | | |
| Gotegaon | NA | NA | NA | NA |
| Tur BDM in Qtls. | | | | |
| Jalna | NA | NA | NA | 900 |
| Tur Desi in Qtls. | | | | |
| Morena | 35 | NA | NA | 600 |
| Pipariya | 740 | 280 | 2600 | 6400 |
| Tur in Qtls. | | | | |
| Ahmednagar | 1000 | 1100 | 1800 | 1100 |
| Barshi | 900 | 2000 | 2500 | NA |
| Bhind | 150 | 300 | 280 | NA |

| | | | | |
|--|------|------|------|------|
| Dabra | NA | NA | NA | NA |
| Dahod | NA | NA | NA | NA |
| Gadarwara | NA | NA | NA | NA |
| Jaipur | NA | NA | NA | NA |
| Katni | NA | NA | NA | 500 |
| Khandwa | NA | NA | NA | NA |
| Nagpur | NA | 200 | 410 | 5000 |
| Raipur | 1100 | 1200 | 5300 | NA |
| Solapur | 3600 | 3600 | 4000 | NA |
| Tur Lemon in Qtls. | | | | |
| Vijaywada | NA | NA | NA | NA |
| Tur Mah. Origin in Qtls. | | | | |
| Indore | 2200 | 2900 | 2250 | NA |
| Tur Nirmal in Qtls. | | | | |
| Yadgir | NA | NA | NA | NA |
| Tur Red (Variety-Maruti) in Qtls. | | | | |
| Jalna | 400 | 180 | 100 | 1400 |
| Tur Red in Qtls. | | | | |
| Akola | 300 | 1000 | 800 | NA |
| Amaravati | 1700 | 2400 | 2400 | 3400 |
| Gotegaon | NA | NA | NA | NA |
| Gulbarga(Kalaburagi) | 1450 | 700 | 2600 | 700 |
| Hathras | NA | NA | NA | 2500 |
| Latur | 250 | 4700 | 3900 | 8000 |
| Sedam | 200 | 500 | 1850 | 100 |
| Udgir | 1050 | 1150 | 1500 | NA |
| Yadgir | NA | NA | NA | NA |
| Tur TRS in Qtls. | | | | |
| Yadgir | NA | NA | NA | NA |
| Tur White Desi in Qtls. | | | | |
| Jalgaon | 500 | 500 | 300 | NA |

| | | | | |
|------------------------------------|------|------|------|------|
| Tur White in Qtls. | | | | |
| Akola | NA | NA | NA | NA |
| Jalna | NA | NA | NA | NA |
| Latur | NA | 300 | 410 | 40 |
| Urad (Mah. origin) in Qtls. | | | | |
| Indore | 2700 | 4700 | 4200 | NA |
| Urad (Polish) in Qtls. | | | | |
| Vijaywada | 4000 | 3800 | 5600 | NA |
| Urad Desi in Qtls. | | | | |
| Akola | NA | 25 | NA | 2950 |
| Ashok Nagar | 465 | 20 | 50 | NA |
| Jalgoan | 110 | NA | NA | 1300 |
| Kanpur | NA | NA | NA | 100 |
| Neemuch | 1200 | 250 | 375 | 3000 |
| Ramganj | 750 | 170 | NA | 600 |
| Solapur | NA | NA | NA | 485 |
| Udgir | 60 | NA | NA | 1000 |
| Urad FAQ in Qtls. | | | | |
| Gulbarga(Kalaburagi) | 2950 | 250 | 58 | NA |
| Urad in Qtls. | | | | |
| Ahmednagar | 2400 | 2600 | 1300 | 900 |
| Barshi | 1400 | 2000 | NA | 170 |
| Bina | 160 | NA | 40 | 520 |
| Bundi | 130 | 190 | 135 | 520 |
| Dahod | NA | NA | NA | 185 |
| Harda | NA | NA | NA | NA |
| Harpalpur | NA | NA | NA | NA |
| Indore | NA | NA | NA | 2400 |
| Jaipur | NA | NA | NA | 500 |
| Jalna | 50 | NA | NA | NA |
| Jhansi | 400 | 700 | 200 | NA |

| | | | | |
|---------------------------------|------|------|------|------|
| Kekri | 6100 | 2300 | 1700 | NA |
| Khandwa | NA | NA | NA | 2340 |
| Khurai | 70 | NA | NA | 800 |
| Kota | 570 | 1500 | 70 | 1200 |
| Lalitpur | NA | NA | NA | NA |
| Latur | 500 | 1650 | 36 | 1200 |
| Pipariya | NA | NA | 35 | 2650 |
| Rajgarh | NA | NA | NA | 1150 |
| Sedam | 1200 | 500 | NA | 5200 |
| Tikamgarh | 15 | 115 | 900 | 2900 |
| Urad Kali in Qtls. | | | | |
| Dabra | NA | NA | NA | NA |
| Gotegaon | NA | NA | NA | 2100 |
| Urad lal in Qtls. | | | | |
| Dabra | NA | NA | NA | NA |
| Urad Rangoli in Qtls. | | | | |
| Dabra | NA | NA | NA | NA |
| Urad Sada(Bada) in Qtls. | | | | |
| Vijaywada | NA | NA | NA | NA |

(Source:-Wholesale and Retail Prices are taken from Ministry of Consumer Affairs, Food and Public distribution)

Disclaimer

The information and opinions contained in the document have been compiled from sources believed to be reliable. The company does not warrant its accuracy, completeness and correctness. Use of data and information contained in this report is at your own risk. This document is not, and should not be construed as, an offer to sell or solicitation to buy any commodities. This document may not be reproduced, distributed or published, in whole or in part, by any recipient hereof for any purpose without prior permission from the Company. IASL and its affiliates and/or their officers, directors and employees may have positions in any commodities mentioned in this document (or in any related investment) and may from time to time add to or dispose of any such commodities (or investment). Please see the detailed disclaimer at <http://www.agriwatch.com/Disclaimer.php> © 2015 Indian Agribusiness Systems Pvt Ltd.