

**Content:****Highlights****Pulses-Wise Scenario**

1. **Chana (Chickpeas / Bengal Gram)**
2. **Matar (Peas)**
3. **Tur (Pigeon Peas / Red Gram)**
4. **Masoor (Lentils)**
5. **Moong (Green Gram)**
6. **Urad (Black Matpe /Black Gram)**

**Appendix**

- ✓ Pulses Wise Technical Outlook For Current Week
- ✓ Pulses Import of the week.
- ✓ Pulses Production Forecast
- ✓ Indian Pulses Supply & Demand
- ✓ Pulses Production Snapshot by MOA – Total and Pulses-Wise
- ✓ Domestic pulses Production, Demand and Import (in Million Tonne) by MOA
- ✓ Canada Lentil Supply & Demand
- ✓ Australia Pulses Supply & Demand

**Commodity-wise Domestic, International Prices and Arrivals at Different Centers**

---

## Highlights

### Domestic:

- **India imported 111030 tonne pulses during week ended 16th Oct-2016, lower by 21.72 % from previous week .It had imported 141844 tonne pulses during week ended 08<sup>th</sup> Oct. The highest quantity was of yellow peas out of total import during the week. India imported 71991 tonne yellow peas, 15656 tonne Tur and 10119 tonne chana. The rest were other pulses including kidney beans.**
- **Pulses import from various destinations during 6th to 10th Oct-2016 at Chennai port was reported 337 containers. Out of total, share of black mape was 145, lentil 89, yellow peas 36, tur white 34, red kidney beans 20 containers. The rest includes other pulses like Chick peas, green moong beans, black eye beans and green peas. Before this 213 containers were landed at Chennai port during 1st to 5th Oct-16. Import flow has increased.**
- **With a view to ensure easy availability of dal and containing prices during festival season cabinet secretary PK Sinha has reviewed availability and prices of essential commodities. states are being asked to impose stock limits and to carry de-hoarding drives to ensure easy availability at affordable price. PK Sinha has directed consumer affairs to consider all options to check the prices of all commodities. Besides, direction of distributing chana dal and other pulses through postal network too has been given.**
- **Pulses import on JNPT port was reported 755 containers as on 19th, Oct-2016. Out of total containers share of pigeon pea was 548, Chickpeas 118, green moong 60, yellow peas 29 containers. There was no import of green peas black kidney beans and black mape. Shipment from Australia is feared to be delayed by a month now.**
- **As Chana prices are ruling higher due to short supply in local market govt. has decided to import 90,000 T chana dal through MMTC. MMTC would soon float the tender for the same. The distribution of the chana dal and other pulses would be taken up through postal network as earlier decided. The centre had already decided to make a buffer stock of 2MMT pulses. Half out of total would be sourced from domestic market and half from overseas markets.**
- **OATAM(Overseas Agro Traders Association Of Myanmar) has notified that all oatam members shall henceforth offer and only sell Myanmar pulses to all buyers in south India basis payment terms: 10 % adv within 4 working days of contract date and balance DP at sight. This condition shall apply to all sales done to the ports of Chennai, Tuticorin, Krishnapatnam, Cochin, Vizag either directly with end buyers or through brokers.**
- **This condition shall also apply to sales done through brokers located in places other than south India. If the sale has option on discharge port like Nhava Sheva or Chennai then the condition shall apply if Chennai option is exercised by the buyers. Oatam members acknowledge that whilst a sale through the same broker or to the same buyers to NS port may not have the 10 % adv term as a condition it shall always apply for sales destined to south Indian ports.**
- **Moong may trade stable at current level as other pulses prices are ruling higher. Bulk consumers are turing to moong dal now. Import volume for pulses is lower except pea. lentil would continue to trade at current level. Overall outlook for pulses market remains stable except Chana and Urad. Australian Chana is expected in December now.**
- **As per the latest notification if retail sale price of any essential commodity is fixed and notified by the competent authority under the Essential Commodities Act, 1955, the same will be applied on essential commodities that are sold both in loose and packaged form in retail markets.**
- **India imported 578 containers pulses at JNPT port on 11th October-2016. Out of total major share was of pigeon pea. Around 456 containers of pigeon pea was landed. Canadian chickpeas contribution was registered at 25 containers. Lentil contribution was registered at 28 containers. Besides, yellow peas, green peas black mape contribution were registered at 7, 14 & black mape at 45 containers respectively. There was no import of green moong. 3 containers of red/black kidney beans. have been imported too .**
- **The government has approved import of 1.7 lakh tonnes of pulses for buffer stock in order to boost domestic supplies and keep prices in check. This quantity will include 80000 MT of Masoor and 90000 MT of Tur. Furthermore NCCF and NAFED have been asked by the Department of consumer affairs to sell Tur and Urad through their outlets in other cities other than Delhi. NCCF and NAFED are selling Tur at Rs. 105/Kg and Urad at Rs. 120/Kg.**

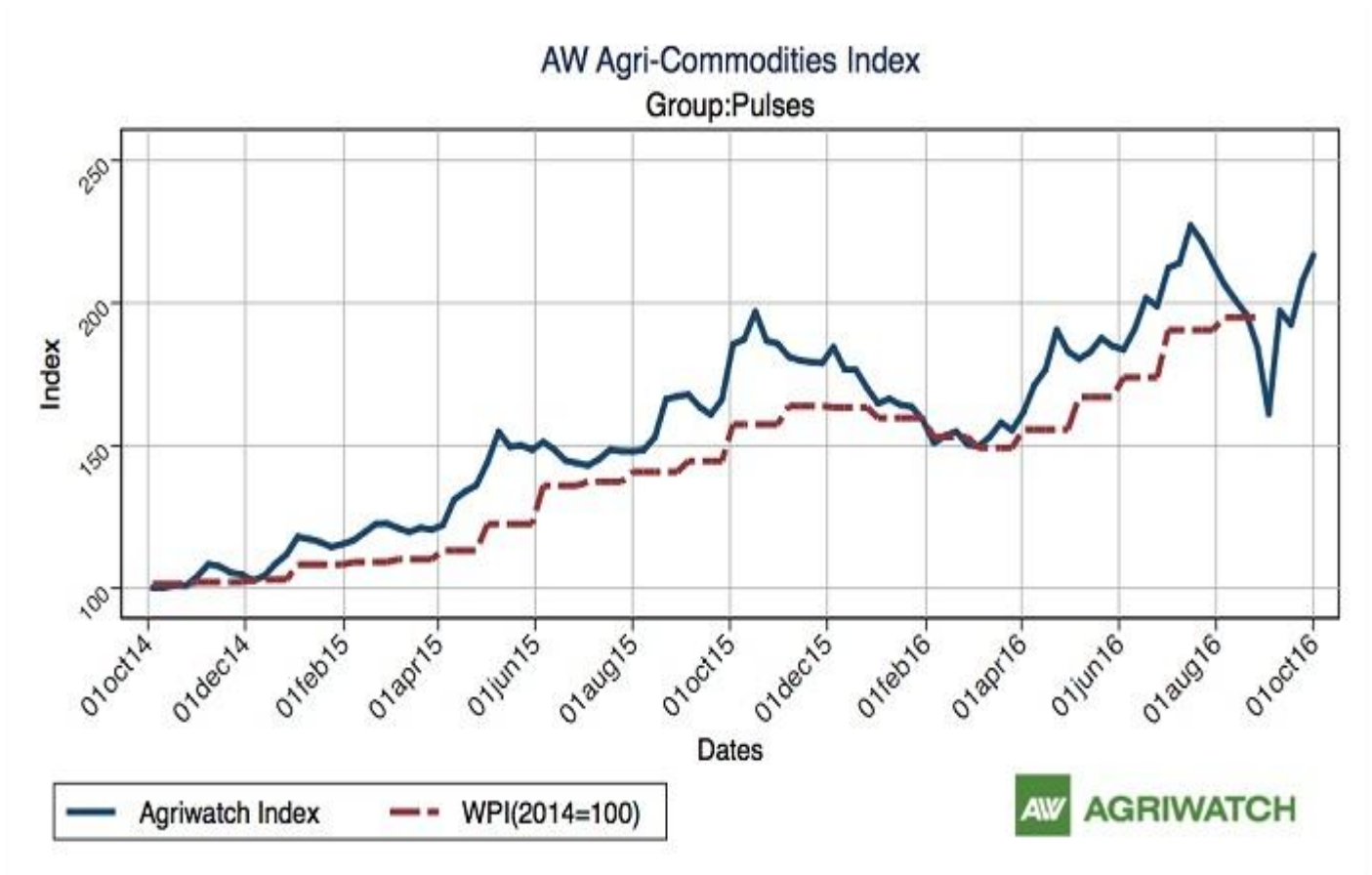
**International:**

- **Chickpea crop in Canada is said to be affected and concern over quality has increased now.** Firm tone continued in local market and market may trade steady in coming weeks too despite expectation of more arrival in coming weeks. India and Mexican crop is far ahead and till then Australia, Canada and Ukraine/Russia have to bridge the gap. By mid October only 25% chick pea crop in Canada has been harvested. So, quality concern has increased and major portion of crop may be used for feed purpose. Currently Chickpea is being quoted at 53 cent (Canadian \$) per lb in Canada.
- **According to Canadian Grain Commission Canada Exported 23,500 T peas and 5,900 T lentil** during the week ended 9th Oct.-2016. Export volume has decreased from previous week. Rains and higher moisture level in field of standing crop have affected normal harvesting activities. However, mostly harvested crops are off the field. Peas and lentil (10%) are still in the field. Chickpeas are still waiting dry weather.
- **Chickpeas export from Russia increased around 19 percent to 72800 tonne** from July to Sept-2016. Russia had exported around 60200 tonne chickpeas in corresponding period last year. Out of total export of chickpeas from Russia Turkey brought around 60 percent while India purchased around 22 percent. As supply side is tight in India import flow of chickpeas from various origin would continue to flow in coming months.
- **Harvesting of chickpea and pea in Australia is being affected by wet weather** and if rains continue exporters may face problem in supplying both pulses on scheduled time frame. Nov delivery may get delayed by 15 days or three weeks and it may support chickpea price in India once again in the short term. Pressure on packers may increase as it would be difficult to fill supply gap in shorter time span. New Pea crop has started hitting Australian market in smaller quantity now.
- **As per the latest ABARE update chickpeas production in Australia may increase** to 12.34 lakh tonne in 2016-17. The production estimate for 2015-16 was 10.13 lakh tonne. Higher price of chana encouraged farmers to grow more chana and the trend may continue if prices continue to rule at higher level. Area under chickpeas is forecast to increase from 6.61 to 8.22 lakh ha in 2016-17. Lentil production too may move up from 2.58 to 3.65 lakh tonne for the same period.
- **As per latest updates from Statistic Canada lentils production has been pegged at 2.87 MMT** for 2016-17 season. It is lower than the estimate of 3.23 MMT pegged in August-2016. For the latest updation satellite data and computer image has been used. Feedback received from farmers has been ignored to some extent.
- **As per latest updates by USA Lentil and dry pea council pulses yields in 2016** are extremely high with excellent quality. (0% of the crop looks like US# 1 grade. Both lentils green and red were seen with very good color and size. Green peas color is excellent and a good size. This year's US crop is one of the best crops both in quality and quantity. Official data is still awaited.
- **Canada, and Stats Canada projects they could have the second largest crop on record** at 33.6 million tons. The most recent crop progress report has the Saskatchewan harvest at approximately 49% for Lentils, 63% for peas and 6% for chickpeas.
- **According to the latest report, Canadian Lentil production estimate** for 2016-17 is expected to increase by around 37% to 3.25 MMT. Last year (2015-16) estimate is 2.37 MMT. Due to higher production, exports are forecasted to reach 2.4 MMT in 2016-17 from 2.30 MMT in 2015-16. Season ending stock is expected to increase from 0.07 MMT to 0.65 MMT. Farmer's average bids are likely to decrease from \$985/1015 to \$765/795 per tonne in 2016-17 due to a more normal grade distribution and record Canadian supply. Farmer's average bid fell near \$45/tonne in June as compared to May report due to higher production estimate.
- **According to the latest report, Canada Pea Production estimate** for 2016-17 is expected to increase by around 28 percent to 4.1 MMT. Canada is expected to produce 3.2 MMT in 2015-16. Due to higher production, exports are forecasted to reach 4.23 MMT in 2016-17 from 3.90 MMT in 2015-16. Farmers' bids are likely to decrease from \$360/390 to \$300-330 per tonne due to expectation of larger stock in Canada and increased world supply.

**Weekly Outlook:** -Pulses prices are likely to stay steady to slightly weak except chana.

**AGRIWATCH Agri Commodity Indices – 1<sup>st</sup> October, 2016**

According to Agriwatch Commodity Indices, Pulses Index rises to 216.70 (4.4 %) on w-o-w basis.



Agriwatch has recently launched its AW Agri Commodity Indices to enable organizations access independent Indices to track and use to benchmark their purchases and sales. The Indices are based on the daily prices in the key benchmark markets for each commodity that AW has been covering for the past decade. The indices include an Aggregate Index, Category Indices and individual commodity indices. The weekly indices are free to access on our website [www.agriwatch.com](http://www.agriwatch.com). The daily indices are available on subscription. Please contact for more details.

**Pulses-Wise Scenario**

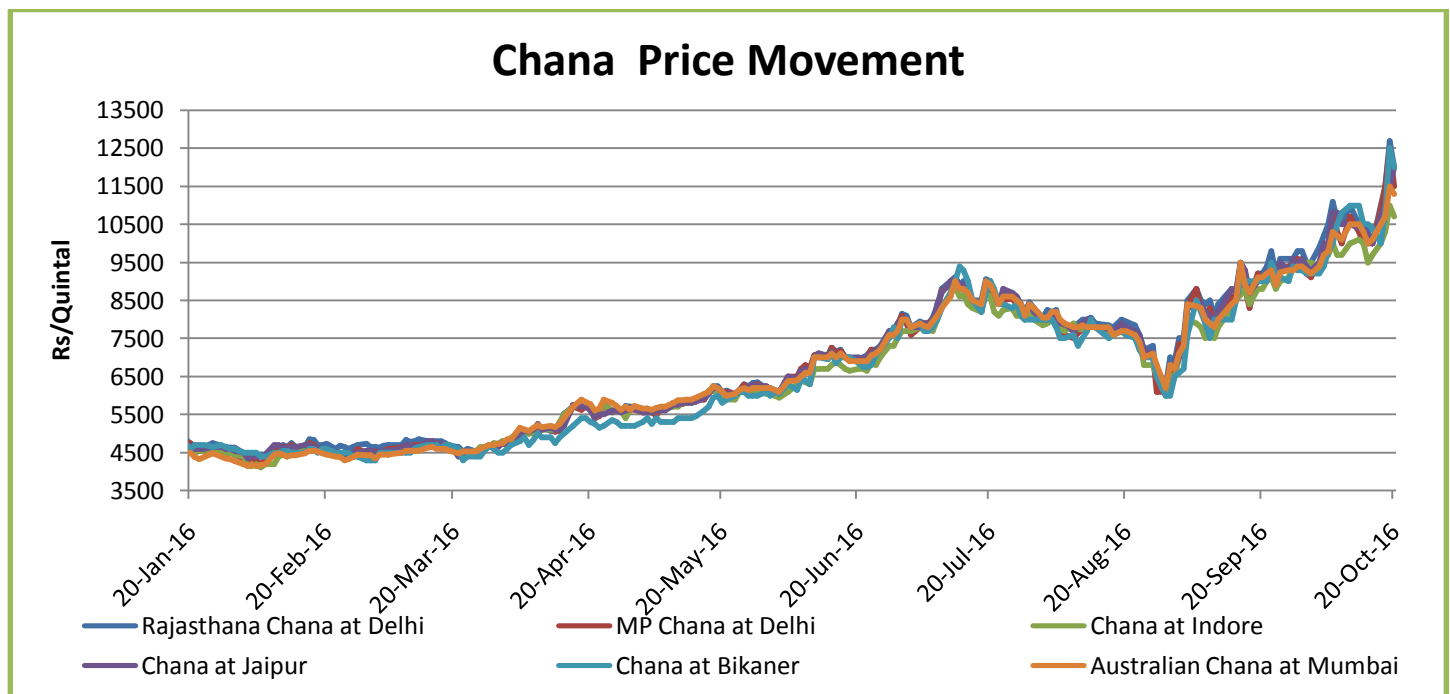
**Chana**

**Market Recap:**

Chana prices noticed firm tone during the week under review.

**Current Scenario:**

Chana noticed upward momentum in the beginning of review week and traded down by the end of the week. Overall tone remains firm as demand from bulk and retail buyers continue. Besides, delayed shipment from Australia and higher quotes in international market are likely to under pin chana price in coming weeks. Demand from seed sector continues too. Chana price traded in the range was Rs.10100-12000 per quintal in Delhi market. Imported chana at Mumbai is being offered at Rs 6000/6150 per qtl. for December delivery. Following graph illustrates the chana price movement in different markets:



**Weekly Chana Import In India (Country-Wise; Port-Wise) (Quantities in tonne):**

Sum of QUANTITY in tonne		PORT					
SOURCE	Week	KOLKATA	JNPT	TUTICORIN	MUNDRA	CHENNAI	Total
AUSTRALIA	Oct 09-16,2016	244	1472	24		192	1932
CANADA	Oct 09-16,2016		131			126	257
ETHIOPIA	Oct 09-16,2016		164				164
MEXICO	Oct 09-16,2016		220				220
RUSSIA	Oct 09-16,2016		1481				1481
TANZANIA	Oct 09-16,2016		4464	757	249	138	5608
U S A	Oct 09-16,2016		23	94			117
ARGENTINA	Oct 09-16,2016		111				111
U A E	Oct 09-16,2016		120				120
MOROCCO	Oct 09-16,2016		110				110

**Market Outlook:**

Chana prices are likely to witness steady to firm movement in the coming week.

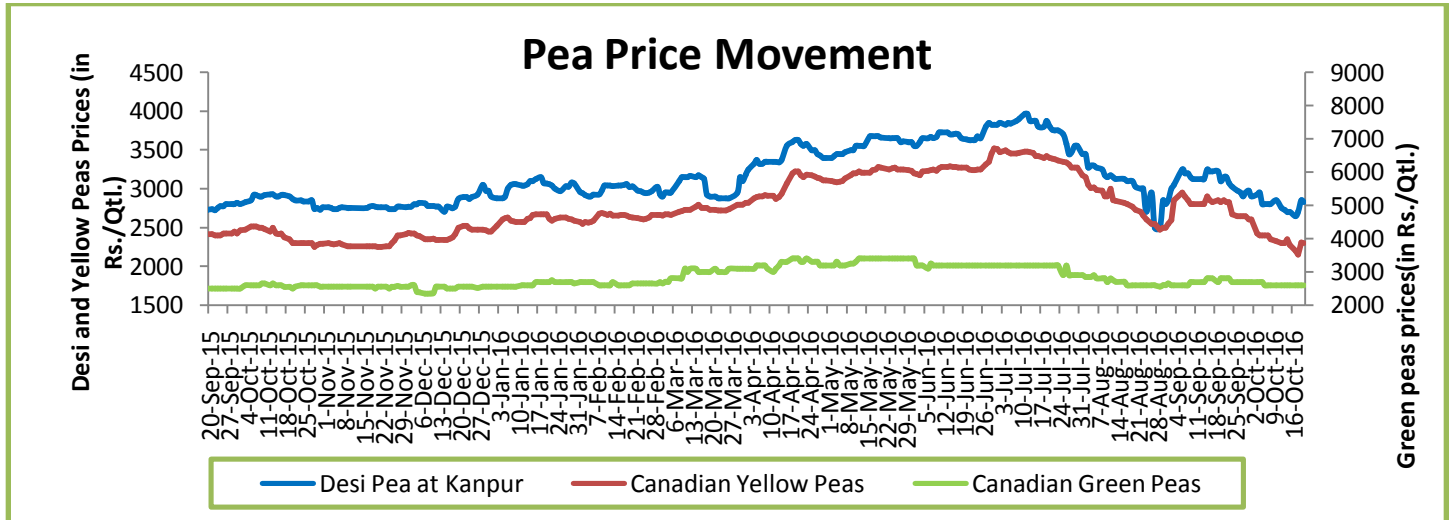
**Peas (Matar)**

**Market Recap:**

Desi peas and imported peas witnessed steady to slightly firm movement.

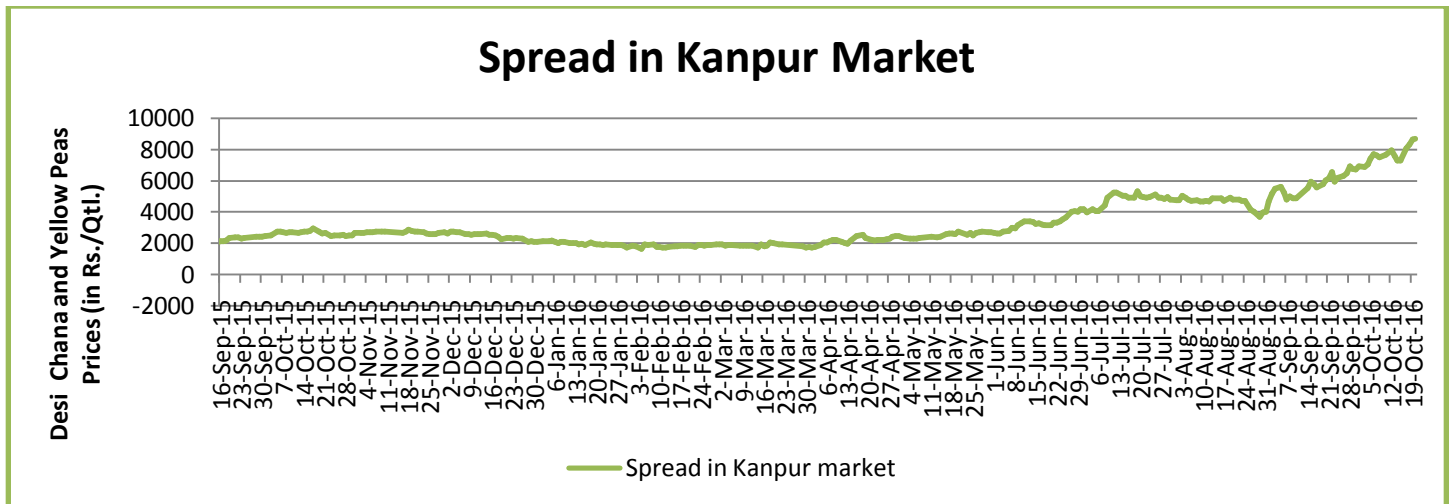
**Current Market Dynamics & Outlook:**

At Kanpur, Desi Peas witnessed mixed movement during the review week; the average prices during the week span was Rs.2737.5 per Quintal. While overall average for all markets come to Rs 2534.11 per qtl. Following chart illustrates the pea scenario at different markets:-



**Spread With Chana**

The spread between chana and pea at Kanpur increased to 8045. Meanwhile, spread is expected to remain between Rs 7000-7500 per quintal in the coming weeks on relative movement in chana prices.



**Weekly Pea Import In India (Country-Wise; Port-Wise) (Quantities in tonne):**

Sum of QUANTITY in tonne		PORT							
SOURCE	Week	TUTICORIN	CHENNAI	KOLKATA	JNPT	MUMBAI	VIZAG	MUNDRA	Total
AUSTRALIA	Oct 09-16,2016	248							248
RUSSIA	Oct 09-16,2016	1986	131	1403	2559				6078
U S A	Oct 09-16,2016		126	18500					18626
UKRAINE	Oct 09-16,2016	617		3327	2234		245	142	6565



MOLDOVA,REPU	Oct 09-16,2016				567				567
LITHUANIA	Oct 09-16,2016					38200			38200
BULGARIA	Oct 09-16,2016			684					684
ROMANIA	Oct 09-16,2016	376		647					1023

**Market Outlook**

Prices of Pea are likely to remain steady taking clue from firm chana during the week.

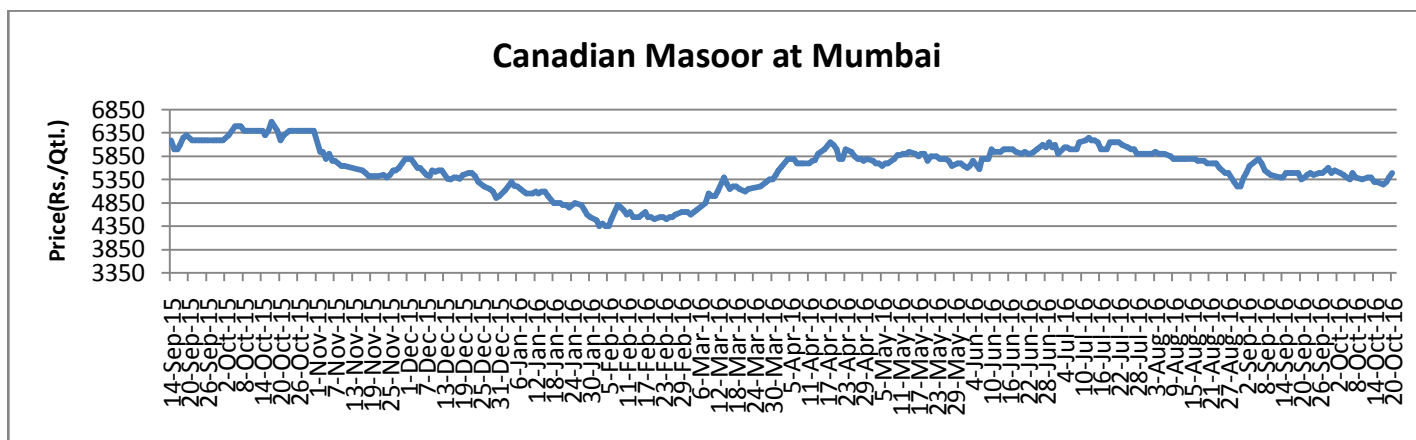
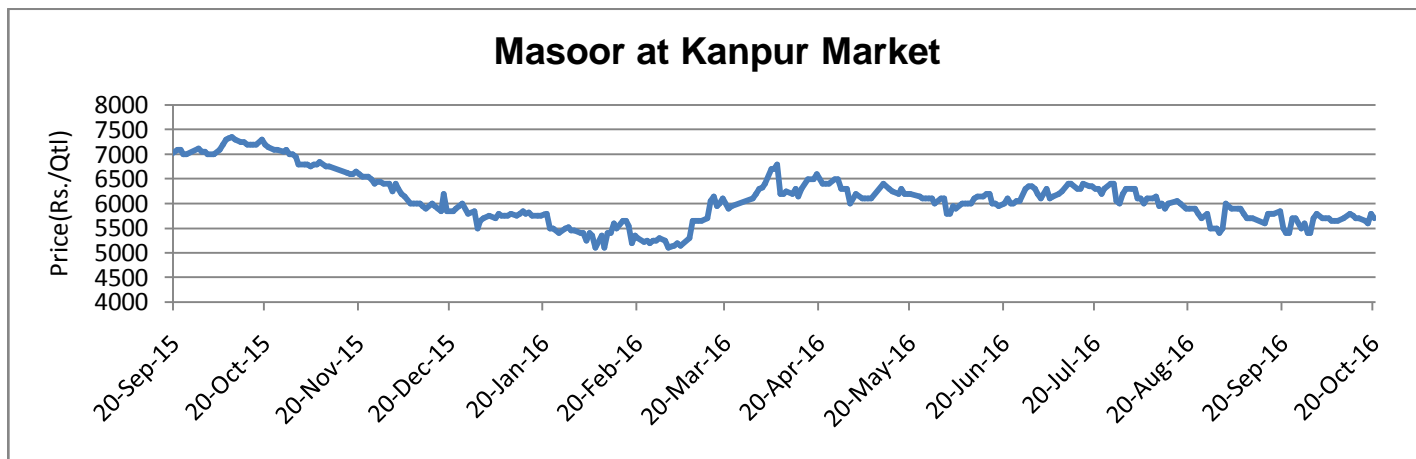
**Lentils (Masoor)**

**Market Recap:**

Desi masoor and imported masoor traded range bound to slightly firm.

**Current Scenario:**

Masoor Mill delivery of Kanpur noticed range bound to slightly firm movement. It traded in the range of Rs prices were ruling in the range of Rs.5600-5750 per quintal. Masoor Canadian is showing steady to slightly firm movement and was in the range of Rs.5300-5500 per quintal. Market may trade steady. The following chart shows the masoor prices movement in key markets:-



**Weekly Masoor Import In India (Country-Wise; Port-Wise) (Quantities in tonne):**

Sum of QUANTITY in tonne		PORT				Grand Total
SOURCE	Week	TUTICORIN	JNPT	KOLKATA	CHENNAI	
CANADA	Oct 09-16,2016	131	409	1122		1661
U S A	Oct 09-16,2016	359			487	846

**Market Outlook:** Prices are likely to notice steady movement in the coming days

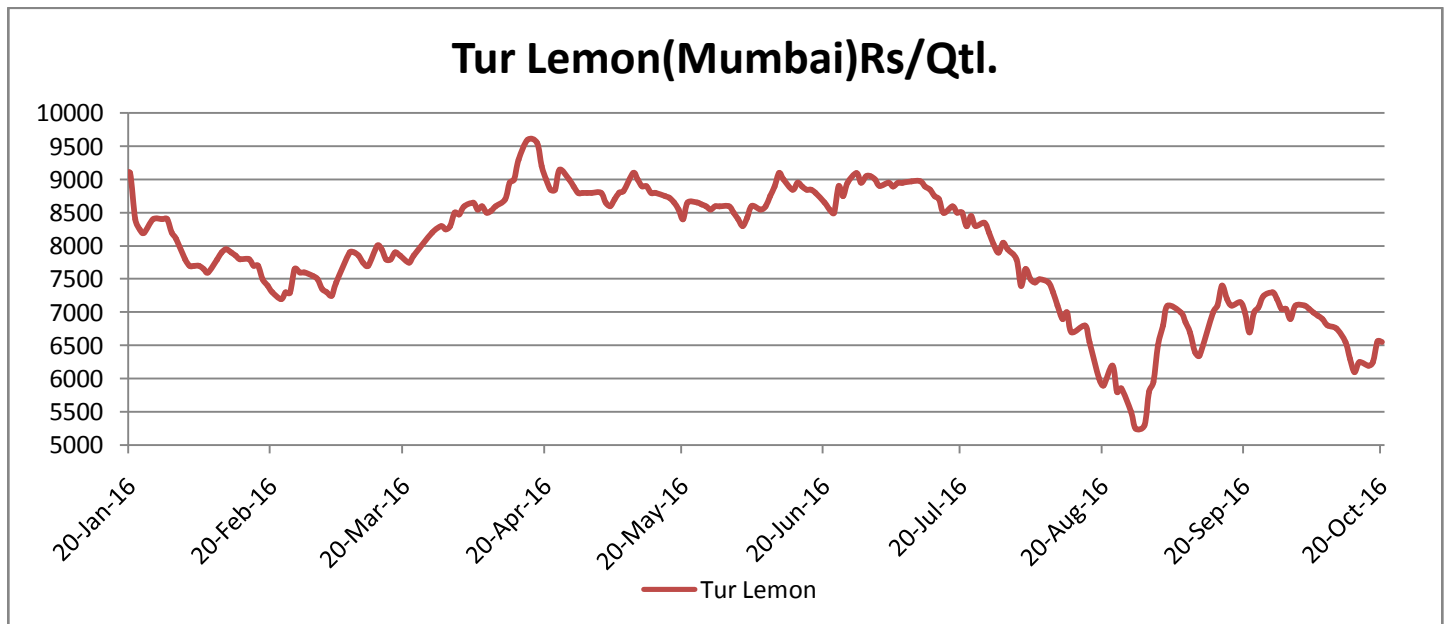
### Pigeon pea (Tur/Toor)

#### Market Recap:

During review week, Desi Tur and imported Tur noticed range bound to slightly firm movement.

#### Current Market Dynamics & Outlook:

Imported Tur prices noticed firm movement during the week. Overall outlook remains steady as pressure continues from new crop and import flow .



#### Weekly Tur Import In India (Country-Wise; Port-Wise):

Sum of QUANTITY in tonne	Week	PORT					Grand Total
SOURCE	Week	JNPT	CHENNAI	MUNDRA	TUTICORIN	KRISHNAPATNAM	Grand Total
KENYA	Oct 09-16,2016	913	72		72		1057
MOZAMBIQUE	Oct 09-16,2016	1451	240	100			1791
MYANMAR	Oct 09-16,2016	1917	120				2037
TANZANIA	Oct 09-16,2016	6768	1282	66		144	8260
MALAWI	Oct 09-16,2016	2488					2488
BENIN	Oct 09-16,2016	23					23

**Market Outlook:** Tur prices are likely to show range bound movement.



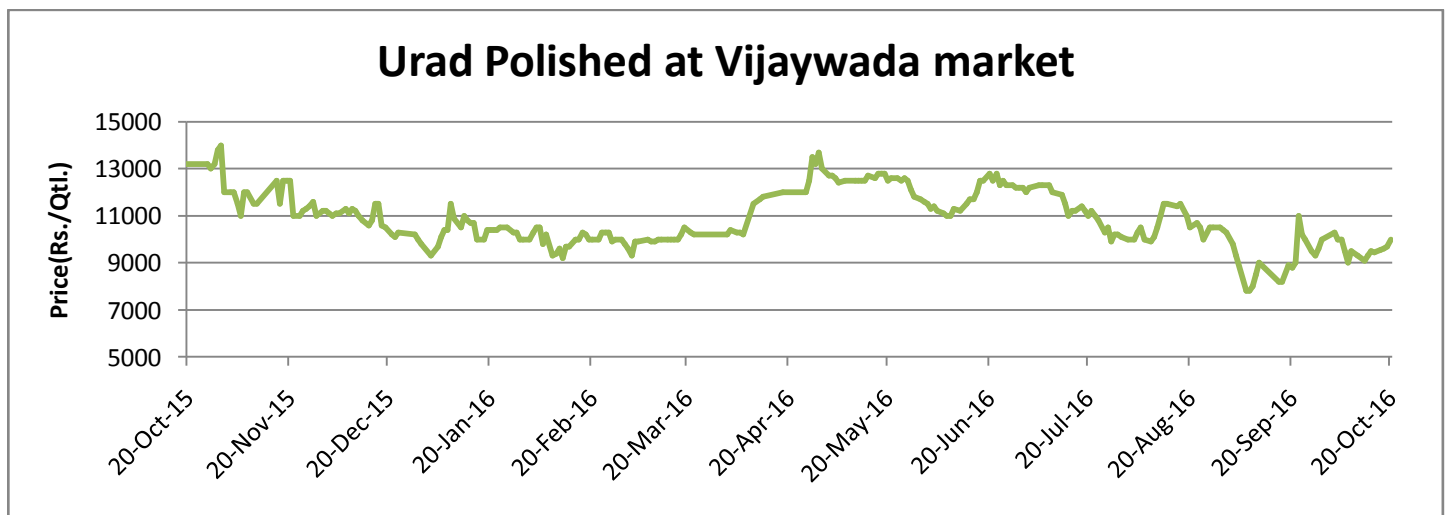
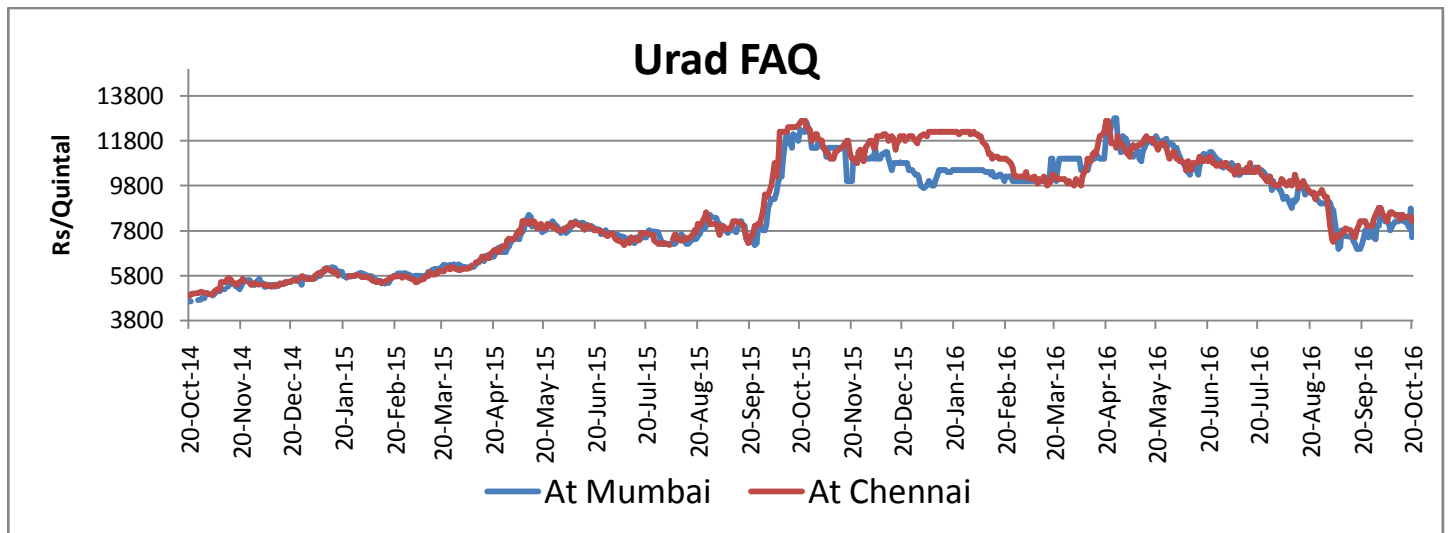
### Black Matpe (Urad)

#### Market Recap:

During the period, imported and desi urad prices noticed range bound movement due to new arrivals and import flow. As supply side is lower than demand and major dip from current level is unlikely.

#### Current Market Dynamics & Outlook:

Urad FAQ at Mumbai (Rs.8400/Qtl.) and Chennai (Rs.8450/Qtl.) noticed range bound movement. At Vijayawada prices showed firm movement. The following graph shows the prices movement in different markets:-



#### Weekly Urad Import In India (Country-Wise; Port-Wise) (Quantities in tonne):

Sum of QUANTITY in tonne		PORT		
SOURCE	Week	CHENNAI	JNPT	Grand Total
MYANMAR	Oct 09-16,2016	2035	2584	4619

**Market Outlook:** Urad Prices are likely to show steady to slightly firm movement.

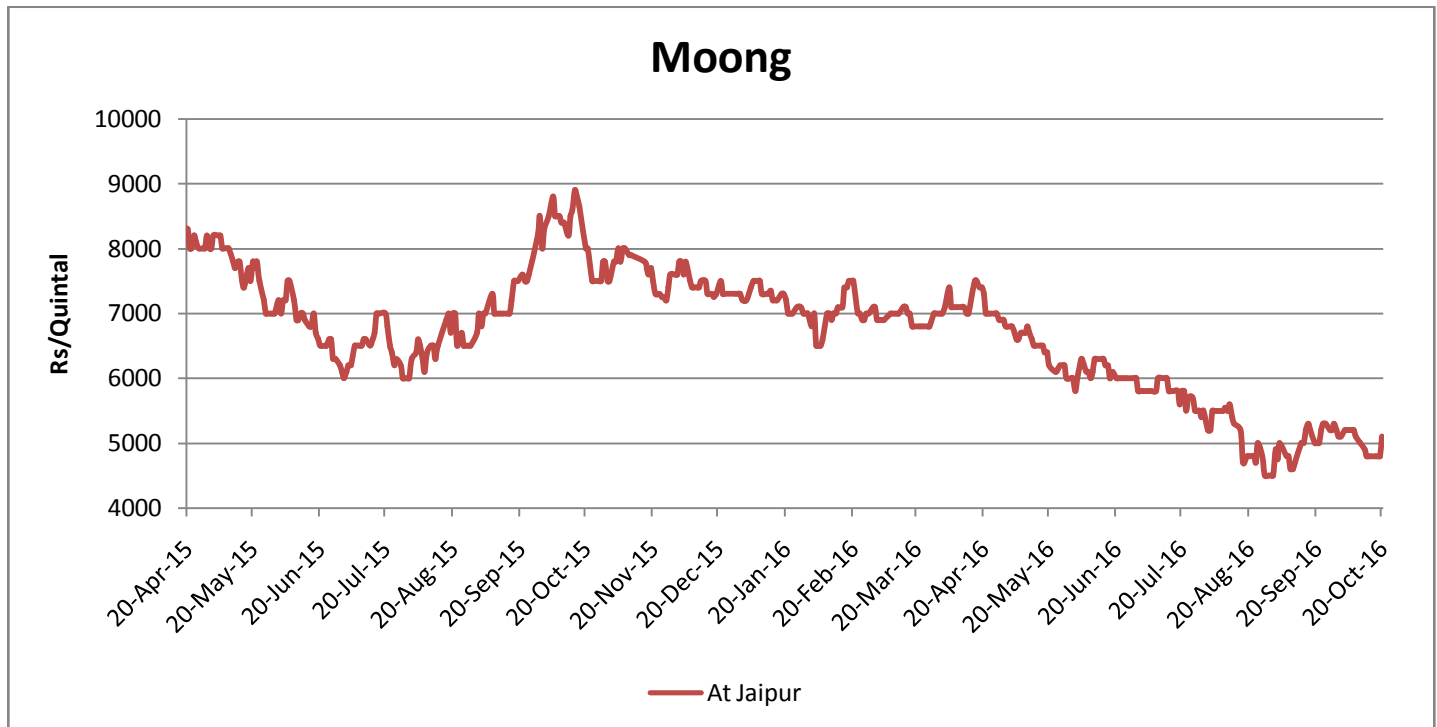
### Green Gram (Moong)

#### Market Recap:

Desi moong prices noticed range bound to firm movement during the weak.

#### Current Market

Moong at Jaipur showed range bound to firm movement and traded in the range of Rs.4800-5200 per quintal. Market may move steady.



#### Weekly Moong Import In India (Country-Wise; Port-Wise) (Quantities in tonne):

Sum of QUANTITY in tonne		PORT			
SOURCE	Week	CHENNAI	JNPT	TUTICORIN	Grand Total
ARGENTINA	Oct 09-16,2016		582	69	651
MADAGASCAR	Oct 09-16,2016		146		146
TANZANIA	Oct 09-16,2016		480	74	554
AUSTRALIA	Oct 09-16,2016	123			123
MYANMAR	Oct 09-16,2016			216	216
UGANDA	Oct 09-16,2016		120		120

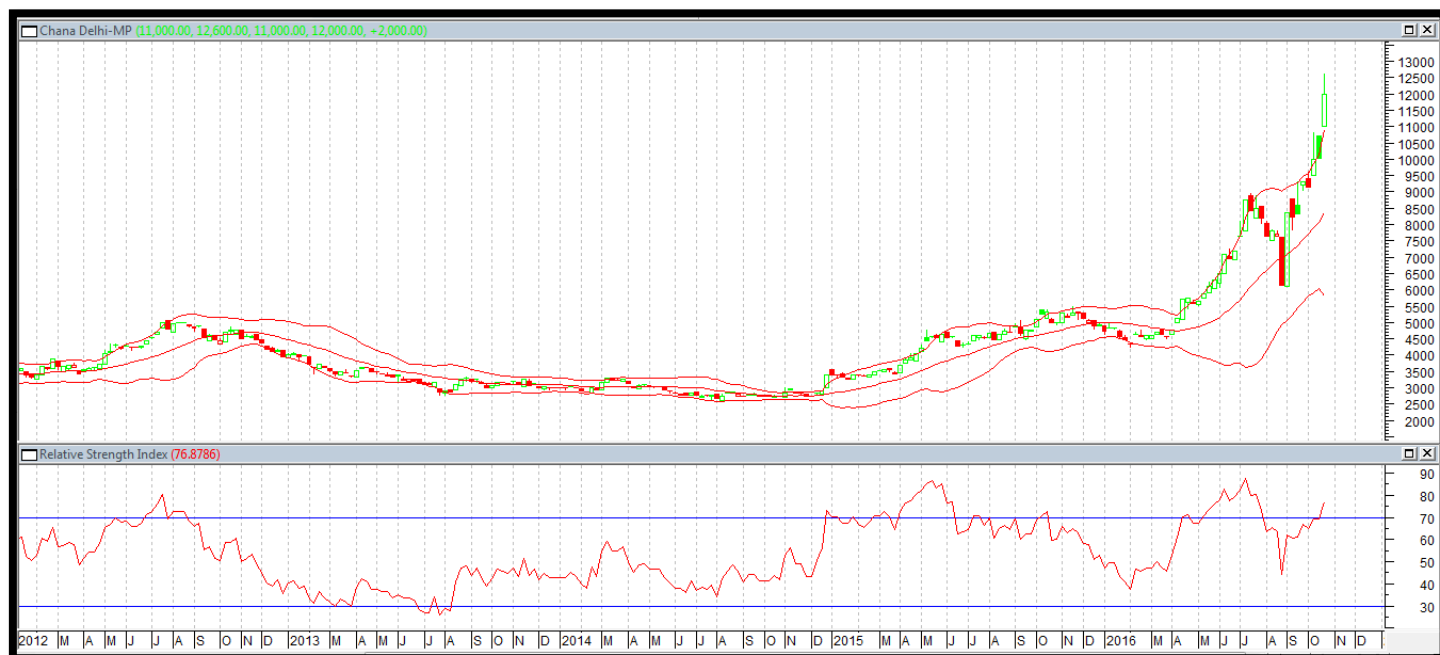
**Market Outlook:** Moong prices are likely to show range bound movement.

**Appendix**

**Pulses Wise Technical Outlook For The Week:-**

[\(Back to Content\)](#)

**Chana**



**Outlook** –We expect prices to show firm movement in the coming days.

- Candlestick chart denotes firm movement in the market.
- RSI is moving up in neutral region.
- Expected price band for chickpea is 12000-13000 levels in this week.

**Strategy:** Buy.

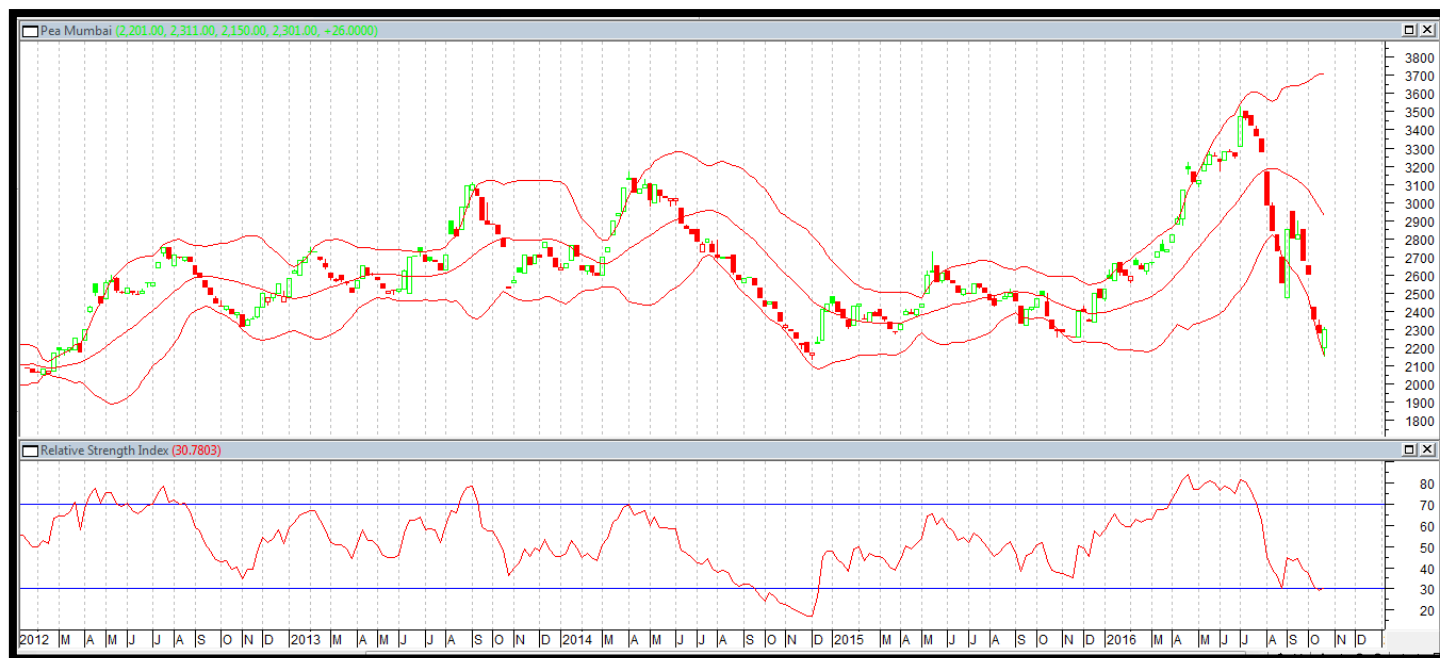
**Trade Recommendations:** Market participants are advised to go long near 12200 levels for a target of 12600 and 12900 with a stop loss at 12000 on closing basis.

**Chana Physical**

Support & Resistance				
S2	S1	PCP	R1	R2
11800	12000	12000	13000	13500

**Spot Market outlook:** Chana prices are likely to show firm movement.

**Pea**  
**Yellow Peas -Canadian Origin (at Mumbai) - Spot Market Weekly Chart**



**Outlook** - We expect prices to show range bound to slightly firm movement in the coming days.

- Candlestick chart denotes range bound to firm movement in the market.
- RSI is moving up in neutral region.
- Expected price band for pea is 2150-2350 levels in this week.

**Strategy:** Sell on rise

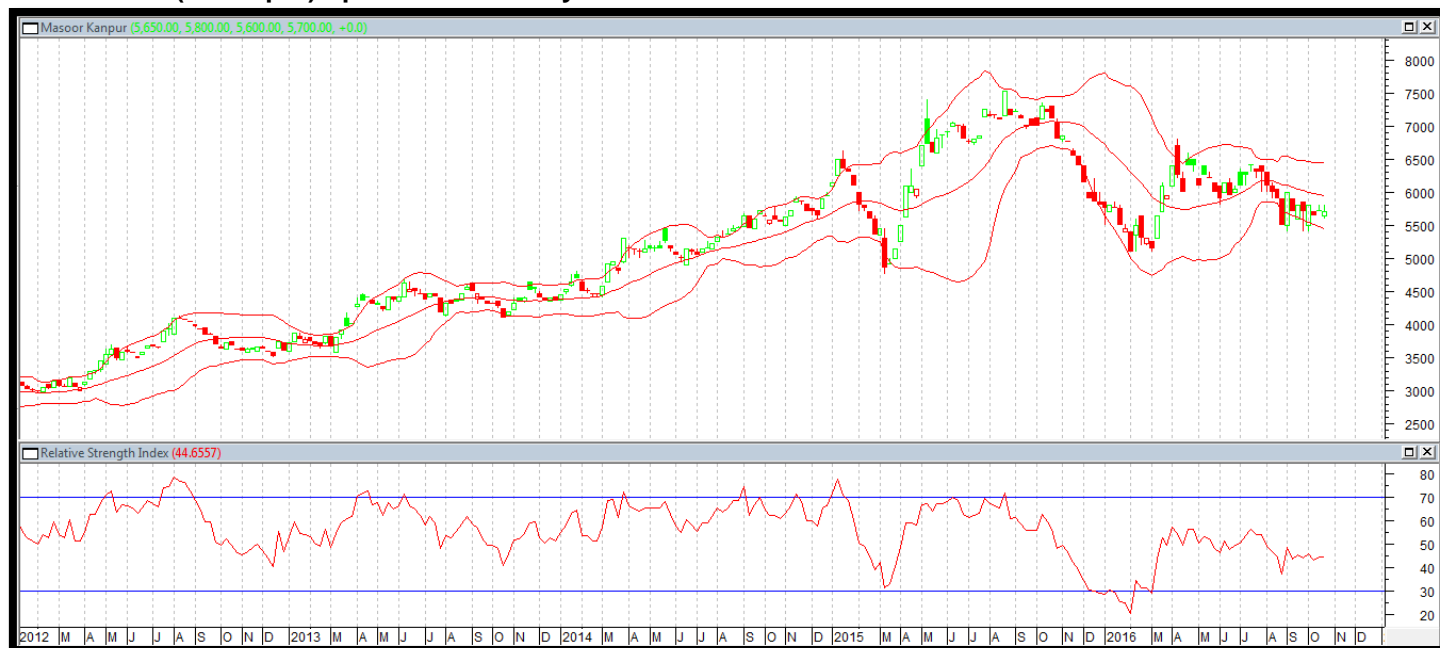
**Recommendations:** Sell around 2300 with the first target of 2200 and second target 2150 with stop loss at 2350 level.

**Support & Resistance**

S2	S1	PCP	R1	R2
2000	2150	2300	2400	2450

**Masoor**

**Desi Masoor (at Kanpur) Spot Market Weekly Chart**



**Outlook** – Steady to slightly firm price movement is likely to be noticed in coming week.

- Chart depicts range bound to firm movement in the market.
- RSI oscillator is moving up in neutral region.
- Expected price range is 5300-5700.

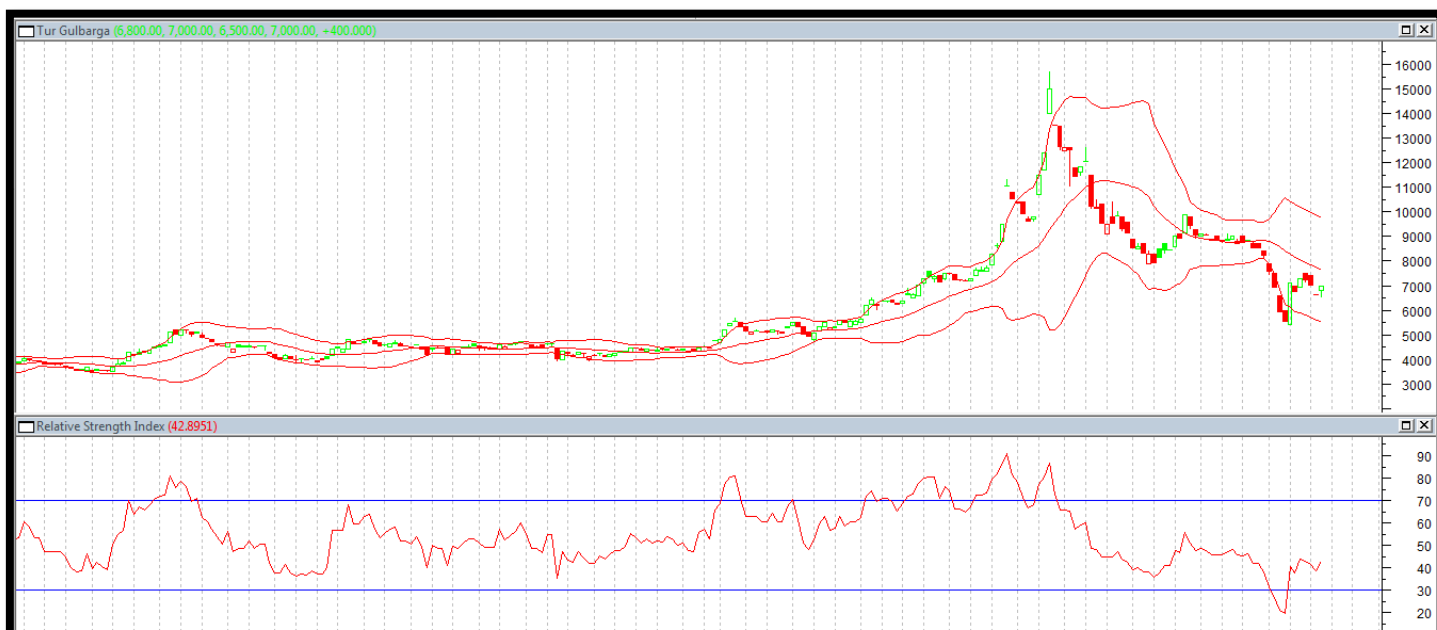
**Strategy:** Sell On Rise

**Trade Recommendations:** Sell around 5650 with the first target of 5500 and second target 5400 with stop loss at 5750 level.

**Support & Resistance**

S2	S1	PCP	R1	R2
5150	5350	5550	5750	6000

**Tur  
Tur (at Gulbarga) Spot Market Weekly Chart**



**Outlook** - We expect prices to show range bound to slightly weak movement in the coming week.

- Candlestick chart denotes range bound to weak movement in the market.
- Oscillator RSI is moving up in neutral region.
- Expected price range 6600-7400.

**Strategy:** Sell at High

**Trade Recommendations:** -Sell around 7200 with the first target of 6800 and second target 6600 with stop loss at 7300 levels.

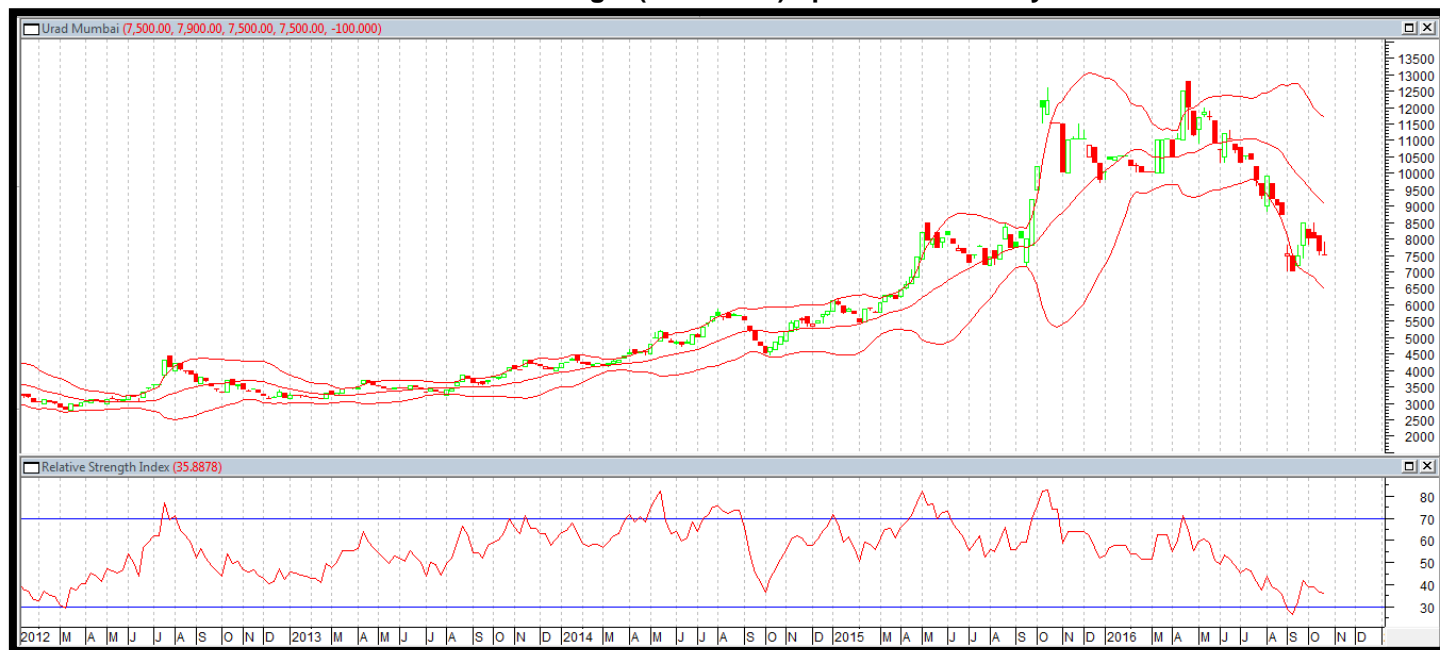
**Support & Resistance**

S2	S1	PCP	R1	R2
6550	6800	7000	7300	7500



**Urad**

**Urad FAQ- Burma Origin (at Mumbai) Spot Market Weekly Chart**



**Outlook** - We expect steady to slightly weak movement to continue in the coming week.

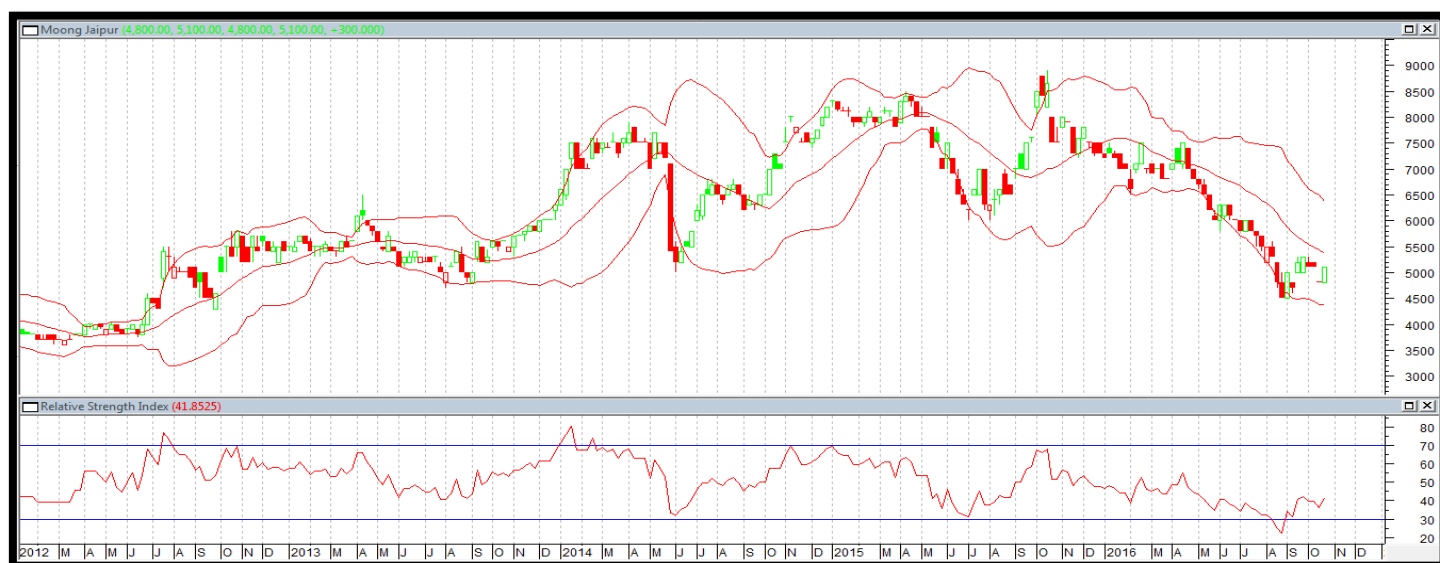
- Candlestick chart shows range bound to weak movement in the market.
- RSI is moving down in neutral region.
- Expected price range is 7000-8000.

**Strategy:** Sell at high.

**Trade Recommendations:** Sell around 7700 with a target of 7400 and 7200 keeping stop-loss at 7900.

Supports & Resistances				
S2	S1	PCP	R1	R2
7000	7200	7500	8000	8250

**Moong**  
**Desi Moong (at Jaipur) Spot Market Weekly Chart**



**Outlook** - We expect prices to show range bound to slightly weak movement in the coming week.

- Candlestick chart depicts range bound to weak movement in the market.
- RSI is moving up in neutral region.
- Expected price band is 4800-5400 levels.

**Strategy:** Sell at High

**Trade Recommendations:** Sell near 5300 with target of 5100 and 5000 keeping stop loss of 5350 levels.

**Support & Resistance**

S2	S1	PCP	R1	R2
4600	4800	5100	5350	5500

**India Weekly Pulses Import 09-16 October, 2016 (Qty. in MT.)**

ITEM	SOURCE	PORT	Total
Chana	AUSTRALIA	JNPT	1472
		CHENNAI	192
		TUTICORIN	24
		KOLKATA	244
	CANADA	CHENNAI	126
		JNPT	131
	MEXICO	JNPT	220
	ETHIOPIA	JNPT	164
	TANZANIA	TUTICORIN	757
		MUNDRA	249
		CHENNAI	138
		JNPT	4464
ARGENTINA	JNPT	111	
MOROCCO	JNPT	110	

	UAE	JNPT	120
	RUSSIA	JNPT	1481
	USA	TUTICORIN	94
		JNPT	23
<b>CHANA TOTAL</b>			<b>10119</b>
	CANADA	TUTICORIN	164
		JNPT	355
	USA	TUTICORIN	817
		JNPT	297
	RUSSIA	JNPT	44
	ARGENTINA	JNPT	300
<b>GREEN PEA TOTAL</b>			<b>1978</b>
COW PEA	ETHIOPIA	TUTICORIN	24
	MADAGASCAR	CHENNAI	160
		JNPT	1290
	BRAZIL	JNPT	153
<b>COW PEA TOTAL</b>			<b>1626</b>
KIDNEY BEAN	CANADA	JNPT	131
	ETHIOPIA	JNPT	164
	MYANMAR	JNPT	215
		CHENNAI	216
<b>KIDNEY BEAN TOTAL</b>			<b>727</b>
MASOOR	USA	TUTICORIN	359
		CHENNAI	487
	CANADA	TUTICORIN	131
		JNPT	409
		KOLKATA	1122
<b>MASOOR TOTAL</b>			<b>2507</b>
URAD	MYANMAR	CHENNAI	2035
		JNPT	2584
<b>URAD TOTAL</b>			<b>4619</b>
TOOR	MYANMAR	JNPT	1917
		CHENNAI	120
	KENYA	TUTICORIN	72
		CHENNAI	72
		JNPT	913
	TANZANIA	CHENNAI	1282
		MUNDRA	66
		KRISHNAPATNAM	144
		JNPT	6768
	MALAWI	JNPT	2488
	BENIN	JNPT	23
	MOZAMBIQUE	CHENNAI	240
		MUNDRA	100
JNPT		1451	
<b>TOOR TOTAL</b>			<b>15656</b>
MOONG	AUSTRALIA	CHENNAI	123
	ARGENTINA	JNPT	582
		TUTICORIN	69

	MYANMAR	TUTICORIN	216
	TANZANIA	TUTICORIN	74
		JNPT	480
	MADAGASCAR	JNPT	146
	UGANDA	JNPT	120
<b>MOONG TOTAL</b>			<b>1809</b>
YELLOW PEA	LITHUANIA	KOLKATA	38200
	AUSTRALIA	TUTICORIN	248
	RUSSIA	TUTICORIN	1986
		CHENNAI	131
		KOLKATA	1403
		JNPT	2559
	USA	CHENNAI	126
		KOLKATA	18500
	ROMANIA	TUTICORIN	376
		KOLKATA	647
	BULGARIA	KOLKATA	684
	MOLDOVA	JNPT	567
	UKRAINE	KOLKATA	3327
		TUTICORIN	617
VIZAG		245	
MUNDRA		142	
JNPT		2234	
<b>YELLOW PEA TOTAL</b>			<b>71991</b>
<b>GRAND TOTAL</b>			<b>111030</b>

### AW Pulses 2015-16 Preliminary Productions Forecast

Production in 2015-16 (in Lakh Tonne)		
Pulses	Season	AW Expected
Tur	Kharif	24.9
Gram	Rabi	67.04
Urad	Kharif	10.7
	Rabi	5.1
	<b>Total</b>	<b>15.8</b>
Moong	Kharif	10.34
	Rabi	4.8
	<b>Total</b>	<b>15.1</b>
Lentil	Rabi	10.2

**Indian Pulses Supply & Demand**
[\(Back to Content\)](#)

(*All quantities in Lakh tonnes)	Urad		Moong		Tur		Chana		Masoor	
Marketing Year	2014-15	2015-16	2014-15	2015-16	2014-15	2015-16	2015-16	2016-17	2015-16	2016-17
Opening Stocks	3.6	3.50	5.4	5.5	5.00	4.79	11.20	8.58	2.07	5.04
Production /Fresh arrival	17.4	16.4	15.1	15.1	27.80	25.00	71.70	67.04	10.6	9.83
Imports	4	4.2	2	2	6.09	7.00	10.68	11.00	11.27	8.5
<b>Total Supply (Opening Stocks+ Production+ Imports)</b>	<b>25</b>	<b>24.1</b>	<b>22.5</b>	<b>22.6</b>	<b>38.89</b>	<b>36.79</b>	<b>93.58</b>	<b>86.62</b>	<b>23.94</b>	<b>23.37</b>
Exports	0	0	0	0	0.00	0.00	0.00	0.00	0	0
Consumption	21.5	21	17	17	34.10	32.17	85.00	84.00	18.90	18.72
Total Use( Export + Consumption)	21.5	21	17	17	34.10	32.17	85.00	84.00	18.90	18.72
Ending Stocks (Total Supply - Total Use)	<b>3.50</b>	<b>3.10</b>	<b>5.5</b>	<b>5.6</b>	<b>4.79</b>	<b>4.62</b>	<b>8.58</b>	<b>2.62</b>	<b>5.04</b>	<b>4.65</b>

\*Agriwatch Preliminary Estimate.:

Source-Ministry of Agriculture, IPGA, Trade Sources, CACP

**Indian Pulses MSP**

MSP (Rs/Quintal)	2008-09	2009-10	2010-11	2011-12	2012-13	2013-14	2014-15	2015-16	2016-17
Tur (Arhar)	2000	2300	3000*	3200*	3850	4300	4350	4625**	5050***
Moong	2520	2760	3170*	3500*	4400	4500	4600	4850**	5225***
Urad	2520	2520	2900*	3300*	4300	4300	4350	4625**	5000***
Gram	1730	1760	2100	2800	3000	3100	3175	3425	
Lentil (Masur)	1870	1870	2250	2800	2900	2950	3075	3325	

\*: Additional Bonus of Rs 500 per quintal for market arrivals within the first two months of harvesting

\*\*: Additional Bonus of Rs 200 per quintal

\*\*\*: Additional Bonus of Rs 425 per quintal

**Pulses Production Snapshot by MOA – Total and Pulses-Wise  
India  
India Pulses Production (in MMT) Snapshot**

[\(Back to Content\)](#)

Pulses	Season	2004-05	2005-06	2006-07	2007-08	2008-09	2009-10	2010-11	2011-12	2012-13	2013-14	2nd Adv Est. 2014-15	2014-15 (Final)	2015-16 (Targets)	2nd Adv Est. 2015-16	3rd Adv Est. 2015-16
Tur	Kharif	2.35	2.74	2.31	3.08	2.27	2.46	2.86	2.65	3.02	3.17	2.75	2.81	3.67	2.55	2.6
Gram	Rabi	5.47	5.6	6.33	5.75	7.06	7.48	8.22	7.7	8.83	9.53	8.28	7.33	9.5	8.09	7.48
Urad	Kharif	0.95	0.9	0.94	1.12	0.84	0.81	1.4	1.23	1.43	1.15	1.17	1.28	1.29	1.11	1.15
	Rabi	0.38	0.35	0.5	0.34	0.33	0.42	0.36	0.53	0.47	0.55	0.45	0.68	0.52	0.64	0.73
	<b>Total</b>	<b>1.33</b>	<b>1.25</b>	<b>1.44</b>	<b>1.46</b>	<b>1.17</b>	<b>1.23</b>	<b>1.76</b>	<b>1.7</b>	<b>1.9</b>	<b>1.7</b>	<b>1.61</b>	<b>1.96</b>	<b>1.81</b>	<b>1.74</b>	<b>1.88</b>
Moong	Kharif	0.81	0.69	0.84	1.25	0.78	0.44	1.53	1.24	0.79	0.96	0.86	0.87	1.1	0.96	1.02
	Rabi	0.25	0.26	0.28	0.27	0.26	0.25	0.27	0.4	0.4	0.65	0.53	0.64	0.61	0.59	0.56
	<b>Total</b>	<b>1.06</b>	<b>0.95</b>	<b>1.12</b>	<b>1.52</b>	<b>1.04</b>	<b>0.69</b>	<b>1.8</b>	<b>1.63</b>	<b>1.1</b>	<b>1.61</b>	<b>1.39</b>	<b>1.5</b>	<b>1.71</b>	<b>1.55</b>	<b>1.58</b>
Other Kharif Pul.	Kharif	0.61	0.54	0.7	0.96	0.8	0.49	1.33	0.93	0.62	0.71	0.73	0.77	0.99	0.75	0.71
Other Rabi Pul. (include lentils)	Rabi	2.32	2.31	2.29	2.2	2.23	2.31	2.27	2.4	2.73	2.53	3.67	2.77	2.37	2.64	2.8
Total Pulses	Kharif	4.72	4.86	4.8	6.4	4.69	4.2	7.12	6.06	5.91	5.99	5.5	5.73	7.05	5.36	5.49
	Rabi	8.41	8.52	9.4	8.36	9.88	10.46	11.12	11.03	12.43	13.25	12.93	11.42	13	11.97	11.57
	<b>Total</b>	<b>13.13</b>	<b>13.38</b>	<b>14.2</b>	<b>14.76</b>	<b>14.57</b>	<b>14.66</b>	<b>18.24</b>	<b>17.09</b>	<b>18.34</b>	<b>19.25</b>	<b>18.43</b>	<b>17.15</b>	<b>20.05</b>	<b>17.33</b>	<b>17.06</b>



**Canada Lentil Production Estimate**

	2014-2015	2015-2016[f]	2016-2017[f]
Area seeded (kha)	1,263	1,597	2,080
Area harvested (kha)	1,217	1,589	2,050
Yield (t/ha)	1.63	1.49	1.59
Production (kt)	1,987	2,373	3,255
Imports (kt) [b]	13	18	13
Total supply (kt)	2,786	2,756	3,343
Exports (kt) [b]	2,179	2,300	2,400
Total domestic use (kt) [c]	242	381	293
Carry-out stocks (kt)	365	75	650
Stocks-to-use ratio (%)	15	3	24
Average price (\$/t) [d]	585	985-1015	760-790

**Canada Pea Production Estimate**

	2014-2015	2015-2016[f]	2016-2017[f]
Area seeded (kha)	1,613	1,489	1,732
Area harvested (kha)	1,588	1,470	1,700
Yield (t/ha)	2.4	2.18	2.41
Production (kt)	3,810	3,201	4,100
Imports (kt) [b]	31	20	30
Total supply (kt)	4,170	3,905	4,230
Exports (kt) [b]	3,091	2,900	3,200
Total domestic use (kt) [c]	395	905	730
Carry-out stocks (kt)	684	100	300
Stocks-to-use ratio (%)	20	3	8
Average price (\$/t) [d]	260	360-390	300-330

**Australia Supply & Demand**

Crop	2009-10	2010-11	2011-12	2012-13	2013-14	2014-15
	kt	kt	kt	kt	kt	kt
<b>Pulses</b>						
Production						
-lupins	823	808	982	459	626	549
-field peas	356	395	342	320	342	290
-chickpeas	487	513	673	813	629	555
Apparent domestic use a						
-lupins	470	621	416	290	310	306
-field peas	196	95	130	145	175	124
-chickpeas	1	39	93	1	0	3
Exports						
-lupins	353	186	565	169	316	243
-field peas	162	302	215	177	169	168
-chickpeas	503	474	581	853	629	663

Source:ABARES ,Kt: Kilo tonnes

Australian Pulses Production and Area						
Crop	Area			Production		
	2014–15	2015–16 s	2016–17 s	2014–15	2015–16 s	2016–17 f
	'000 ha	'000 ha	'000 ha	kt	kt	kt
Chickpeas	425	661	822	555	1013	1234
Field peas	21	238	242	290	205	317
Lentils	189	232	253	242	258	365
Lupins	443	490	517	549	607	705

f: ABARES forecast, s: ABARES estimate.

### Pulses Weekly Price, Wholesale, Retail and Arrival Sheet:

Pulses Variety/Origin	Market	Price Type	20-Oct-16	13-Oct-16	20-Sep-16	20-Oct-15
Chana (Australia) in \$/t	Mumbai (Mah.)-Cnf	Spot	NA	NA	NA	NA
	Tuticorin (T.N.)-Cnf	Spot	NA	NA	NA	800
Chana (Australia) in Rs./Qtl.	Kolkatta (W.B.)	Spot	NA	10100	9200	NA
	Mumbai (Mah.)	Spot	11300	10300	9100	5300
	Tuticorin (T.N.)	Spot	NA	NA	NA	5300
Chana (Both Desi and kantewala) in Rs./Qtl.	Ramganj (Raj.)	Spot	10500	9000	7500	4750
Chana (Ethiopia) in Rs./Qtl.	Mumbai (Mah.)	Spot	10600	9300	8500	NA
Chana (Raj.) in Rs./Qtl.	Delhi	Spot	12000	10500	9200	5050
Chana (Tanzania) in \$/t	Mumbai (Mah.)-Cnf	Spot	NA	NA	NA	NA
Chana (Tanzania) in Rs./Qtl.	Mumbai (Mah.)	Spot	10500	9500	8600	NA
Chana Annagiri in Rs./Qtl.	Akola (Mah.)	Spot	NA	9600	8200	NA
	Gulbarga (KA)	Spot	10400	9700	NA	NA
	Latur (Mah.)	Spot	10400	9700	8700	NA
	Nagpur (Mah.)	Spot	10000	9600	8300	NA
	Nanded (Mah.)	Spot	10800	9800	8800	5100
	Udgir (Mah.)	Spot	10600	9800	9000	5200
	Yadgir (KA)	Spot	NA	NA	NA	NA
Chana Besan in Rs./Qtl.	Delhi	Spot	14286	12886	11000	6629
Chana Chapa in Rs./Qtl.	Akola (Mah.)	Spot	NA	9600	8200	NA
	Barshi (Mah.)	Spot	9200	9200	7400	5200
	Nagpur (Mah.)	Spot	10000	9500	8300	NA
Chana Dall (Average Quality) in Rs./Qtl.	Indore (M.P.)	Spot	14500	13000	11200	6500
Chana Dall (Branded) in Rs./Qtl.	Gulbarga (KA)	Spot	13500	12500	NA	NA
Chana Dall in Rs./Qtl.	Agartala	Retail	11900	NA	10600	NA
		Wholesale	11500	NA	9700	NA

	<b>Agra</b>	Retail	14500	13000	NA	6800
		Wholesale	13800	12500	NA	6500
	<b>Ahmedabad</b>	Retail	11500	11000	9500	7000
		Wholesale	10300	10800	9300	6500
	<b>Aizwal</b>	Retail	NA	NA	NA	NA
		Wholesale	NA	NA	NA	NA
	<b>All India Maximum Price</b>	Retail	14500	14000	12500	8400
		Wholesale	14000	13000	11000	8000
	<b>All India Minimum Price</b>	Retail	6500	6500	6500	5200
		Wholesale	6200	6200	6200	4900
	<b>All India Modal Price</b>	Retail	12500	11500	11000	7067
		Wholesale	11250	11000	9000	6500
	<b>Amritsar</b>	Retail	12500	12500	10400	6100
		Wholesale	12000	NA	10000	5700
	<b>Bathinda</b>	Retail	11000	11000	10500	7600
		Wholesale	9500	9500	9000	6800
	<b>Bengaluru</b>	Retail	NA	12000	11800	7400
		Wholesale	NA	11000	11000	7000
	<b>Bhagalpur</b>	Retail	NA	11000	9500	NA
		Wholesale	NA	10500	9000	NA
	<b>Bhopal</b>	Retail	10500	10500	10500	6200
		Wholesale	9200	9200	9200	5900
	<b>Bhubaneshwar</b>	Retail	13000	12600	11500	NA
		Wholesale	12500	12200	11000	NA
	<b>Chandigarh</b>	Spot	10250	9950	9450	6150
		Wholesale	10500	10200	9800	6500
	<b>Chennai</b>	Retail	13100	12800	11100	7500
		Wholesale	12200	11900	10400	6600
	<b>Coimbatore</b>	Retail	12500	11800	11000	7000
		Wholesale	12000	11400	10400	6500
<b>Cuttack</b>	Retail	13000	12500	11000	NA	
	Wholesale	12400	11800	10500	NA	
<b>Dehradun</b>	Retail	7000	7000	7000	8200	
	Wholesale	6200	6200	6200	NA	
<b>Delhi</b>	Retail	13600	13700	11800	7100	
	Spot	14200	12500	10400	6150	
	Wholesale	13000	12000	10200	5900	
<b>Dharwad</b>	Retail	NA	11000	10000	7100	
	Wholesale	NA	10800	9300	6900	
<b>Dimapur</b>	Retail	NA	NA	11000	6000	
	Wholesale	NA	NA	10000	5000	
<b>Dindigul</b>	Retail	12200	12000	11000	7000	

	Wholesale	11200	11000	10000	6500
<b>East Zone</b>	Retail	NA	NA	NA	NA
	Wholesale	NA	NA	NA	NA
<b>Ernakulam</b>	Retail	11300	NA	11000	7500
	Wholesale	10050	NA	10000	6900
<b>Gurgaon</b>	Retail	8700	8700	8700	6300
	Wholesale	8200	8200	8200	5800
<b>Guwahati</b>	Retail	13500	12700	11000	NA
	Wholesale	13000	12200	10500	NA
<b>Gwalior</b>	Retail	10500	9500	9500	6500
	Wholesale	10000	9000	9000	6400
<b>Haldwani</b>	Retail	7000	7000	7000	8000
	Wholesale	6400	6400	6400	7200
<b>Hisar</b>	Retail	11000	11000	9500	7200
	Wholesale	10600	10600	9000	6500
<b>Hyderabad</b>	Retail	11400	11400	11400	NA
	Wholesale	11000	11000	11000	NA
<b>Indore</b>	Retail	9000	8800	8500	NA
	Wholesale	8500	8300	8000	NA
<b>Jabalpur</b>	Retail	7200	7200	7200	NA
	Wholesale	6800	6800	6800	NA
<b>Jaipur</b>	Retail	14500	11500	9900	6200
	Wholesale	13000	10800	9200	6000
<b>Jammu</b>	Retail	14000	12200	11200	7400
	Wholesale	NA	12100	10900	6750
<b>Jodhpur</b>	Retail	7600	NA	NA	5600
	Wholesale	7000	7000	7000	5200
<b>Kanpur</b>	Retail	14000	13000	NA	NA
	Wholesale	13000	12200	NA	NA
<b>Karnal</b>	Retail	11500	11500	9000	6100
	Wholesale	10000	10000	8500	5800
<b>Kolkata</b>	Retail	12000	11000	9500	NA
	Wholesale	11200	10200	8500	NA
<b>Kota</b>	Retail	6500	6500	6500	NA
	Wholesale	6400	6400	6400	NA
<b>Kozhikode</b>	Retail	12000	NA	11000	6100
	Wholesale	11000	NA	NA	5800
<b>Lucknow</b>	Retail	14500	13500	NA	7500
	Wholesale	14000	13000	NA	7000
<b>Ludhiana</b>	Retail	12800	12800	10000	6500
	Wholesale	11000	11000	9500	6000
<b>Mandi</b>	Retail	12000	11000	10000	7500

		Wholesale	11500	10500	9500	6850
<b>Mumbai</b>		Retail	14400	13600	12100	7200
		Wholesale	11900	11100	9650	7000
<b>Nagpur</b>		Retail	12500	11900	9900	6500
		Wholesale	11767	11000	9133	6078
<b>North Zone</b>		Spot	NA	NA	NA	NA
		Wholesale	NA	NA	NA	NA
<b>North-East Zone</b>		Retail	NA	NA	NA	NA
		Wholesale	NA	NA	NA	NA
<b>Otanagar</b>		Retail	NA	NA	NA	NA
		Wholesale	NA	NA	NA	NA
<b>Palakkad</b>		Retail	12800	NA	NA	5200
		Wholesale	12600	NA	NA	4900
<b>Panaji</b>		Retail	14500	14000	12500	8300
		Wholesale	12500	12400	10500	7100
<b>Panchkula</b>		Retail	12000	12000	12000	7200
		Wholesale	10200	10200	10200	6500
<b>Patna</b>		Retail	12000	11500	10500	6600
		Wholesale	11000	10500	9500	6300
<b>Port Blair</b>		Retail	NA	13200	10600	NA
		Wholesale	NA	12400	10300	NA
<b>Puducherry</b>		Retail	13000	13000	11000	7400
		Wholesale	11600	11600	9700	6800
<b>Purnia</b>		Retail	10000	10000	9400	NA
		Wholesale	9600	9800	9000	NA
<b>Raipur</b>		Retail	14000	13500	11500	NA
		Wholesale	12400	12000	10000	NA
<b>Rajkot</b>		Retail	11000	10800	9800	6800
		Wholesale	10800	10600	9200	6000
<b>Ranchi</b>		Retail	12500	12000	9200	NA
		Wholesale	11000	10000	8600	NA
<b>Rewa</b>		Retail	9000	9000	9000	6500
		Wholesale	8700	8700	8700	6000
<b>Rourkela</b>		Retail	12900	12400	11000	NA
		Wholesale	12500	12000	10700	NA
<b>Sagar</b>		Retail	9000	9000	9000	6700
		Wholesale	8700	8700	8700	6500
<b>Sambalpur</b>		Retail	12600	11900	11000	NA
		Wholesale	NA	11500	10600	NA
<b>Shillong</b>		Retail	10800	10800	10800	7200
		Wholesale	9800	9800	9800	6600
<b>Shimla</b>		Retail	13900	11800	11000	7200

		Wholesale	12101	11062	10062	6500
	<b>Siliguri</b>	Retail	10000	10000	10000	6200
		Wholesale	9400	9400	9000	5900
	<b>South Zone</b>	Retail	NA	NA	NA	NA
		Wholesale	NA	NA	NA	NA
	<b>Srinagar</b>	Retail	NA	NA	NA	NA
		Wholesale	NA	NA	NA	NA
	<b>T.Puram</b>	Retail	NA	NA	8200	7700
		Wholesale	NA	NA	7900	7400
	<b>Thiruchirapalli</b>	Retail	12500	12000	11000	7200
		Wholesale	11600	11200	10200	6600
	<b>Thrissur</b>	Retail	13000	NA	11000	6100
		Wholesale	12800	NA	10400	5700
	<b>Tirunelveli</b>	Retail	12800	11900	11500	7000
		Wholesale	11500	10800	10200	6500
	<b>Varanasi</b>	Retail	13700	12700	NA	NA
		Wholesale	13400	12200	NA	NA
	<b>Vijaywada</b>	Retail	8400	8400	8400	NA
		Wholesale	8200	8200	8200	NA
	<b>Visakhapatnam</b>	Retail	12800	12000	10300	NA
		Wholesale	12500	11700	10000	NA
	<b>Wayanad</b>	Retail	11500	NA	11000	6700
		Wholesale	NA	NA	10500	NA
	<b>West Zone</b>	Retail	NA	NA	NA	NA
		Wholesale	NA	NA	NA	NA
	<b>Akola (Mah.)</b>	Spot	NA	NA	NA	NA
	<b>Barshi (Mah.)</b>	Spot	11000	11900	9900	6200
	<b>Bhind (M.P.)</b>	Spot	14000	11500	8800	6100
	<b>Bikaner (Raj.)</b>	Spot	15000	12800	10500	5800
	<b>Dabra (M.P.)</b>	Spot	NA	NA	NA	NA
	<b>Dahod (Guj.)</b>	Spot	NA	NA	NA	NA
	<b>Gulbarga (KA)</b>	Spot	13200	12200	NA	NA
	<b>Gwalior (M.P.)</b>	Spot	14500	12200	10200	NA
	<b>Jalgaon (Mah.)</b>	Spot	13500	12000	10500	6400
	<b>Jamshedpur (Jh.)</b>	Spot	13000	12100	10200	NA
	<b>Kanpur (U.P.)</b>	Spot	14500	13000	10800	6200
	<b>Latur (Mah.)</b>	Spot	13000	12000	10500	6500
	<b>Nagpur (Mah.)</b>	Spot	NA	NA	NA	NA
	<b>Pipariya (M.P.)</b>	Spot	13500	12000	11000	6700
<b>Chana Desi in Rs./Qtl.</b>	<b>Ahmednagar (Mah.)</b>	Spot	9500	8500	7500	4800
	<b>Ajmer (Raj.)</b>	Spot	NA	NA	NA	NA



	<b>Alwar (Raj.)</b>	Spot	12000	10200	8600	4900
	<b>Ashok Nagar (M.P.)</b>	Spot	10800	10200	8400	4700
	<b>Barshi (Mah.)</b>	Spot	8800	8500	6800	5100
	<b>Bhind (M.P.)</b>	Spot	10700	10000	8000	4500
	<b>Bina (M.P.)</b>	Spot	10400	9750	8300	5000
	<b>Bundi (Raj.)</b>	Spot	11200	10000	8500	4600
	<b>Dabra (M.P.)</b>	Spot	NA	NA	NA	5200
	<b>Dahod (Guj.)</b>	Spot	NA	NA	NA	NA
	<b>Gwalior (M.P.)</b>	Spot	11000	9800	8500	NA
	<b>Harda (M.P.)</b>	Spot	NA	NA	NA	NA
	<b>Harpalpur (M.P.)</b>	Spot	NA	NA	NA	NA
	<b>Jaipur (Raj.)</b>	Spot	12000	10400	9000	5000
	<b>Jhansi (U.P.)</b>	Spot	NA	9000	NA	NA
	<b>Kanpur (U.P.)</b>	Spot	11500	10300	9100	5500
	<b>Kekri (Raj.)</b>	Spot	NA	11500	8400	4500
	<b>Khandwa (M.P.)</b>	Spot	NA	NA	NA	NA
	<b>Merta City (Raj.)</b>	Spot	NA	NA	NA	NA
	<b>Morena (M.P.)</b>	Spot	NA	NA	NA	NA
	<b>Nagpur (Mah.)</b>	Spot	9200	9000	7800	NA
	<b>Pipariya (M.P.)</b>	Spot	10500	9800	8500	4700
	<b>Sriganganagar (Raj.)</b>	Spot	NA	NA	NA	NA
	<b>Tikamgarh (M.P.)</b>	Spot	NA	NA	NA	NA
	<b>Vijaywada (A.P.)</b>	Spot	11000	10000	8200	NA
	<b>Ganjbasoda (M.P.)</b>	Spot	NA	9800	8200	NA
<b>Chana Dollar in Rs./Qtl.</b>	<b>Rajgarh (M.P.)</b>	Spot	NA	NA	NA	NA
	<b>Ujjain (M.P.)</b>	Spot	12000	13000	12000	6600
<b>Chana G 12/Vijay in Rs./Qtl.</b>	<b>Latur (Mah.)</b>	Spot	10200	9500	8500	NA
<b>Chana Gauran in Rs./Qtl.</b>	<b>Jalna (Mah.)</b>	Spot	9500	9500	8000	4900
	<b>Latur (Mah.)</b>	Spot	10300	9000	8100	4900
<b>Chana in Rs./Qtl.</b>	<b>Amaravati (Mah.)</b>	Spot	9100	NA	NA	5200
	<b>Bikaner (Raj.)</b>	Spot	12000	10500	9000	5000
	<b>Jalgoan (Mah.)</b>	Spot	10500	10000	8700	4900
	<b>Raipur (CG.)</b>	Spot	10600	9900	8700	NA
	<b>Sedam (KA.)</b>	Spot	NA	NA	NA	NA
	<b>Solapur (Mah.)</b>	Spot	10200	9600	8650	5250

Chana kantewala/katawala (M.P. Origin) in Rs./Qtl.	Delhi	Spot	11500	10000	9000	5075
Chana kantewala/katawala in Rs./Qtl.	Barshi (Mah.)	Spot	8800	8500	6800	5000
	Dewas (M.P.)	Spot	9000	NA	NA	NA
	Indore (M.P.)	Spot	10700	10000	8800	5000
	Nanded (Mah.)	Spot	10900	9700	8700	5000
	Neemuch (M.P.)	Spot	10700	11000	8100	4700
	Rajgarh (M.P.)	Spot	NA	NA	NA	NA
Chana Masumi in Rs./Qtl.	Yadgir (KA)	Spot	NA	NA	NA	NA
Chana Mixed (Mill) in Rs./Qtl.	Latur (Mah.)	Spot	10200	8800	8000	4850
Chana Mixed in Rs./Qtl.	Akola (Mah.)	Spot	NA	9500	7800	NA
Chana Pila in Rs./Qtl.	Jalna (Mah.)	Spot	10000	9900	8200	5000
Chana Vijay in Rs./Qtl.	Udgir (Mah.)	Spot	10000	9700	8900	5000
Chana Vishal in Rs./Qtl.	Ahmednagar (Mah.)	Spot	10500	9500	8500	5200
Chana White-Katu in Rs./Qtl.	Rajgarh (M.P.)	Spot	NA	NA	NA	NA
Kabuli Chana (Russia) in \$/t	Mumbai (Mah.)-Cnf	Spot	NA	NA	NA	NA
Kabuli Chana (Russia) in Rs./Qtl.	Mumbai (Mah.)	Spot	NA	NA	NA	NA
Kabuli Chana 44-46 Mill Quality in Rs./Qtl.	Indore (M.P.)	Spot	12200	12200	11500	7000
Kabuli Chana 58-60 Export Quality in Rs./Qtl.		Spot	12800	13200	12800	7400
Kabuli Chana 7/8/9 mm (Iran) in \$/t	Mumbai (Mah.)-Cnf	Spot	NA	NA	NA	NA
Kabuli Chana FAQ (Burma) in \$/t		Spot	NA	NA	NA	NA
Kabuli Chana FAQ 7 MM (Burma) in \$/t		Spot	NA	NA	NA	NA
Kabuli Chana in Rs./Qtl.	Dabra (M.P.)	Spot	NA	NA	NA	NA
Lentil Red Crimson No 2 (Canada) in \$/t	Mumbai (Mah.)-Cnf	Spot	NA	NA	NA	NA
Lentil Red Flash Variety (Australia) in \$/t		Spot	NA	NA	NA	NA
Lentil Red Nuggets variety (Australia) in \$/t		Spot	NA	NA	NA	NA
Lentil Yellow (USA) in Rs./Qtl.	Chennai (T.N.)	Spot	7200	7000	7300	6400
Lentil Yellow Laired No.2 (Canada) in \$/t	Mumbai (Mah.)-Cnf	Spot	NA	NA	NA	NA
Lentil Yellow -Richela No.2 (USA) in \$/t		Spot	NA	NA	NA	NA
Masoor (Bareilly) in Rs./Qtl.	Kanpur (U.P.)	Spot	5900	5900	5700	7350
Masoor (Canada) in Rs./Qtl.	Kolkatta (W.B.)	Spot	5500	5200	5500	NA
Masoor (Canada)(Container) in Rs./Qtl.	Mumbai (Mah.)	Spot	5500	5400	5350	6200
Masoor (Kotaline) in Rs./Qtl.	Delhi	Spot	5850	5600	5850	7100
Masoor (Sikri Line) in Rs./Qtl.		Spot	6800	6700	7100	8000

Masoor Badi /malka dal in Rs./Qtl.		Spot	6400	6300	6900	8700
Masoor Chanti-Export Quality in Rs./Qtl.		Spot	8200	8200	8500	9900
Masoor Chota (FAQ) in Rs./Qtl.	Indore (M.P.)	Spot	5475	5475	5775	6975
Masoor Dall (Medium) in Rs./Qtl.		Spot	6600	6500	6800	7900
Masoor Dall Choti in Rs./Qtl.	Delhi	Spot	7500	7600	7900	8900
Masoor Dall in Rs./Qtl.	Agartala	Retail	10500	NA	10800	NA
		Wholesale	10100	NA	10500	NA
	Agra	Retail	7000	7000	NA	8800
		Wholesale	6700	6500	NA	8500
	Ahmedabad	Retail	6800	6800	7000	8500
		Wholesale	6200	6200	6400	8000
	Aizwal	Retail	10000	NA	10000	NA
		Wholesale	8400	NA	8400	NA
	All India Maximum Price	Retail	12000	12000	11000	12000
		Wholesale	11000	11000	10500	11000
	All India Minimum Price	Retail	6500	6500	6500	5900
		Wholesale	6000	6000	6200	5700
	All India Modal Price	Retail	7500	8000	8000	10000
		Wholesale	7000	7000	7000	8500
	Amritsar	Retail	8200	8200	8000	8000
		Wholesale	7900	NA	7700	7600
	Bathinda	Retail	9000	9000	8600	10400
		Wholesale	7300	7300	7200	9000
	Bengaluru	Retail	NA	NA	NA	NA
		Wholesale	NA	NA	NA	NA
	Bhagalpur	Retail	7500	7500	7500	NA
		Wholesale	7000	7000	7000	NA
	Bhopal	Retail	7500	7500	7500	8000
		Wholesale	6800	6800	6800	7800
	Bhubaneshwar	Retail	7200	7800	7800	NA
		Wholesale	6700	7200	7200	NA
	Chandigarh	Retail	7600	7400	8000	9200
		Wholesale	7350	7150	7570	8840
	Chennai	Retail	8500	8500	9100	10000
		Wholesale	6400	6400	6600	8500
	Coimbatore	Retail	7200	7600	7400	9500
		Wholesale	6800	7200	6900	8800
	Cuttack	Retail	7200	7200	7500	NA
		Wholesale	6600	6600	7000	NA
	Dehradun	Retail	9500	9500	9500	11000
		Wholesale	8900	8900	8900	NA

<b>Delhi</b>	Retail	8400	8700	8900	10100
	Wholesale	6700	6750	6900	8400
<b>Dharwad</b>	Retail	NA	NA	NA	NA
	Wholesale	NA	NA	NA	NA
<b>Dimapur</b>	Retail	NA	NA	9000	11000
	Wholesale	NA	NA	8000	9900
<b>Dindigul</b>	Retail	NA	NA	NA	NA
	Wholesale	NA	NA	NA	NA
<b>East Zone</b>	Retail	NA	NA	NA	NA
	Wholesale	NA	NA	NA	NA
<b>Ernakulam</b>	Retail	8500	NA	8000	7200
	Wholesale	7500	NA	7400	6900
<b>Gurgaon</b>	Retail	9500	9500	9500	NA
	Wholesale	8500	8500	8500	NA
<b>Guwahati</b>	Retail	8000	8000	8000	NA
	Wholesale	7500	7500	7500	NA
<b>Gwalior</b>	Retail	7500	7000	7000	10000
	Wholesale	6700	6700	6700	9800
<b>Haldwani</b>	Retail	9500	9500	9500	11000
	Wholesale	9000	9000	9000	10000
<b>Hisar</b>	Retail	8000	8000	8000	8600
	Wholesale	7500	7500	7500	8400
<b>Hyderabad</b>	Retail	8600	8600	8800	NA
	Wholesale	8500	8500	8500	NA
<b>Indore</b>	Retail	7200	7200	7200	NA
	Wholesale	6900	6900	6900	NA
<b>Jabalpur</b>	Retail	6800	6800	6800	NA
	Wholesale	6200	6200	6200	NA
<b>Jaipur</b>	Retail	7000	7000	7300	7500
	Wholesale	6200	6200	6500	7200
<b>Jammu</b>	Retail	8200	8200	8200	10200
	Wholesale	7600	7600	7600	9000
<b>Jodhpur</b>	Retail	8500	NA	8500	8700
	Wholesale	7800	7800	7800	8500
<b>Kanpur</b>	Retail	8500	8500	NA	NA
	Wholesale	7200	7400	NA	NA
<b>Karnal</b>	Retail	8200	8200	7600	8200
	Wholesale	7700	7700	7100	7600
<b>Kolkata</b>	Retail	7600	7500	7200	NA
	Wholesale	6500	6500	6200	NA
<b>Kota</b>	Retail	6500	6500	6500	NA
	Wholesale	6200	6200	6200	NA

<b>Kozhikode</b>	Retail	7500	NA	8500	7500
	Wholesale	7400	NA	8100	7300
<b>Lucknow</b>	Retail	8500	8500	NA	9500
	Wholesale	7000	7000	NA	8600
<b>Ludhiana</b>	Retail	11600	11600	10000	10000
	Wholesale	9500	9500	9500	9000
<b>Mandi</b>	Retail	8200	8500	8500	10000
	Wholesale	7900	8000	8000	9410
<b>Mumbai</b>	Retail	8600	8800	8700	9200
	Wholesale	6250	6450	6250	8000
<b>Nagpur</b>	Retail	7000	7000	7200	7700
	Wholesale	6367	6367	6567	7542
<b>North Zone</b>	Retail	NA	NA	NA	NA
	Wholesale	NA	NA	NA	NA
<b>North-East Zone</b>	Retail	NA	NA	NA	NA
	Wholesale	NA	NA	NA	NA
<b>Otanagar</b>	Retail	NA	NA	NA	NA
	Wholesale	NA	NA	NA	NA
<b>Palakkad</b>	Retail	11200	NA	NA	5900
	Wholesale	10200	NA	NA	5700
<b>Panaji</b>	Retail	9000	8500	9000	10500
	Wholesale	7300	7350	7750	8750
<b>Panchkula</b>	Retail	10000	10000	10000	NA
	Wholesale	7000	7000	7000	NA
<b>Patna</b>	Retail	7300	7500	8000	8200
	Wholesale	6400	6600	6900	7700
<b>Port Blair</b>	Retail	NA	8800	8600	NA
	Wholesale	NA	8100	8200	NA
<b>Puducherry</b>	Retail	9000	8500	8500	12000
	Wholesale	8100	7400	7400	11000
<b>Purnia</b>	Retail	6500	6500	6500	NA
	Wholesale	6000	6000	6200	NA
<b>Raipur</b>	Retail	8500	8500	8500	NA
	Wholesale	6800	6800	6800	NA
<b>Rajkot</b>	Retail	7500	7500	7800	8800
	Wholesale	6800	6800	7000	8200
<b>Ranchi</b>	Retail	8000	8000	7500	NA
	Wholesale	7000	7000	7000	NA
<b>Rewa</b>	Retail	7500	7500	7800	10000
	Wholesale	7100	7100	7400	9500
<b>Rourkela</b>	Retail	7000	7000	7200	NA
	Wholesale	6600	6600	6800	NA

	<b>Sagar</b>	Retail	7600	7600	7600	8200
		Wholesale	7300	7300	7300	7800
	<b>Sambalpur</b>	Retail	7000	7000	7200	NA
		Wholesale	6600	6600	6800	NA
	<b>Shillong</b>	Retail	8300	8300	8300	9800
		Wholesale	7500	7500	7500	8900
	<b>Shimla</b>	Retail	8400	8400	8300	10000
		Wholesale	7700	7700	7700	9300
	<b>Siliguri</b>	Retail	10000	10000	10000	9200
		Wholesale	NA	NA	9300	8400
	<b>South Zone</b>	Retail	NA	NA	NA	NA
		Wholesale	NA	NA	NA	NA
	<b>Srinagar</b>	Retail	NA	NA	NA	NA
		Wholesale	NA	NA	NA	NA
	<b>T.Puram</b>	Retail	NA	NA	11000	7400
		Wholesale	NA	NA	10000	7300
	<b>Thiruchirapalli</b>	Retail	NA	NA	NA	NA
		Wholesale	NA	NA	NA	NA
	<b>Thrissur</b>	Retail	9200	NA	9900	9500
		Wholesale	7800	NA	9500	9100
	<b>Tirunelveli</b>	Retail	NA	NA	NA	NA
		Wholesale	NA	NA	NA	NA
	<b>Varanasi</b>	Retail	8400	8500	NA	NA
		Wholesale	7700	8000	NA	NA
	<b>Vijaywada</b>	Retail	8500	8500	8500	NA
		Wholesale	8300	8300	8300	NA
	<b>Visakhapatnam</b>	Retail	7700	7700	7800	NA
		Wholesale	7400	7400	7500	NA
	<b>Wayanad</b>	Retail	9500	NA	NA	9100
		Wholesale	NA	NA	NA	NA
<b>West Zone</b>	Retail	NA	NA	NA	NA	
	Wholesale	NA	NA	NA	NA	
<b>Masoor Dall Malka in Rs./Qtl.</b>	<b>Gwalior (M.P.)</b>	Spot	6500	6400	6600	NA
	<b>Jamshedpur (Jh.)</b>	Spot	6300	6300	6550	NA
	<b>Kanpur (U.P.)</b>	Spot	6800	6800	6800	8250
<b>Masoor Desi in Rs./Qtl.</b>	<b>Ashok Nagar (M.P.)</b>	Spot	NA	NA	NA	NA
	<b>Pipariya (M.P.)</b>	Spot	5300	5300	5300	NA
<b>Masoor in Rs./Qtl.</b>	<b>Gwalior (M.P.)</b>	Spot	5700	5600	5600	NA
	<b>Harpapur (M.P.)</b>	Spot	NA	NA	NA	NA
	<b>Jhansi (U.P.)</b>	Spot	NA	NA	NA	NA



	<b>Patna (BR.)</b>	Spot	5950	5750	6000	NA
	<b>Raipur (CG.)</b>	Spot	5450	5500	5600	NA
	<b>Tuticorin (T.N.)</b>	Spot	NA	NA	NA	6200
<b>Masoor Kali in Rs./Qtl.</b>	<b>Bina (M.P.)</b>	Spot	5425	5200	5450	NA
<b>Masoor Medium (barik) in Rs./Qtl.</b>	<b>Indore (M.P.)</b>	Spot	5450	5450	5750	6950
<b>Masoor Medium in Rs./Qtl.</b>	<b>Dabra (M.P.)</b>	Spot	NA	NA	NA	NA
	<b>Rajgarh (M.P.)</b>	Spot	NA	NA	NA	NA
<b>Masoor Mill Quality Kanpur in Rs./Qtl.</b>	<b>Kanpur (U.P.)</b>	Spot	5700	5750	5500	7200
<b>Masoor Mota Masra in Rs./Qtl.</b>	<b>Indore (M.P.)</b>	Spot	5500	5500	5800	7000
<b>Masoor Vessel in Rs./Qtl.</b>	<b>Mumbai (Mah.)</b>	Spot	5300	NA	5250	NA
<b>Moong (Eithopia) in \$/t</b>	<b>Mumbai (Mah.)-Cnf</b>	Spot	NA	NA	NA	NA
<b>Moong (Gujarat) in Rs./Qtl.</b>	<b>Delhi</b>	Spot	NA	NA	NA	NA
<b>Moong (Kanpur-U.P.) in Rs./Qtl.</b>		Spot	NA	NA	NA	NA
<b>Moong (Karnataka) in Rs./Qtl.</b>		Spot	NA	NA	NA	NA
<b>Moong (kishangarh-Raj) in Rs./Qtl.</b>		Spot	NA	NA	NA	NA
<b>Moong (MP) in Rs./Qtl.</b>		Spot	NA	NA	NA	NA
<b>Moong (Raj. line) in Rs./Qtl.</b>		Spot	NA	NA	NA	NA
<b>Moong (Tanzania) in \$/t</b>	<b>Mumbai (Mah.)-Cnf</b>	Spot	NA	NA	NA	NA
<b>Moong (Tanzania) in Rs./Qtl.</b>	<b>Mumbai (Mah.)</b>	Spot	4500	4500	4500	NA
<b>Moong (UP line) in Rs./Qtl.</b>	<b>Delhi</b>	Spot	NA	NA	NA	NA
	<b>Kanpur (U.P.)</b>	Spot	NA	5100	NA	NA
<b>Moong Annaseva (Burma) in \$/t</b>	<b>Mumbai (Mah.)-Cnf</b>	Spot	NA	NA	NA	1250
<b>Moong Annaseva (FOB) in \$/t</b>	<b>Yangon-Myanmar</b>	Spot	NA	NA	NA	1200
<b>Moong chamki in Rs./Qtl.</b>	<b>Delhi</b>	Spot	NA	NA	NA	NA
	<b>Dahod (Guj.)</b>	Spot	NA	NA	NA	NA
	<b>Gulbarga (KA)</b>	Spot	4800	4900	NA	NA
	<b>Indore (M.P.)</b>	Spot	5200	5200	5100	8800
	<b>Jalgoan (Mah.)</b>	Spot	5200	5500	5300	9000
	<b>Jalna (Mah.)</b>	Spot	4900	5200	5400	8800
	<b>Solapur (Mah.)</b>	Spot	NA	NA	NA	NA
<b>Moong Chilka in Rs./Qtl.</b>	<b>Merta City (Raj.)</b>	Spot	5200	5000	5200	8100
<b>Moong crystal variety (Australia) in \$/t</b>	<b>Mumbai (Mah.)-Cnf</b>	Spot	NA	NA	NA	NA
<b>Moong Dall in Rs./Qtl.</b>	<b>Agartala</b>	Retail	8300	NA	8100	NA
		Wholesale	7600	NA	7300	NA
	<b>Agra</b>	Retail	6400	6300	NA	9500
		Wholesale	5900	5800	NA	9000

<b>Ahmedabad</b>	Retail	7000	7000	6800	11000
	Wholesale	6700	6700	6500	10800
<b>Aizwal</b>	Retail	NA	NA	NA	NA
	Wholesale	NA	NA	NA	NA
<b>All India Maximum Price</b>	Retail	13000	13000	13000	13500
	Wholesale	12500	12500	12500	12500
<b>All India Minimum Price</b>	Retail	5800	5800	5900	8800
	Wholesale	5200	5200	5200	8500
<b>All India Modal Price</b>	Retail	8000	8000	7500	12000
	Wholesale	7000	7000	6500	9750
<b>Amritsar</b>	Retail	8000	8000	6800	10400
	Wholesale	7500	NA	6500	10000
<b>Bathinda</b>	Retail	8000	8000	7600	12000
	Wholesale	6600	6600	6600	10400
<b>Bengaluru</b>	Retail	NA	7800	7900	12000
	Wholesale	NA	7000	7300	11400
<b>Bhagalpur</b>	Retail	7500	7500	7500	NA
	Wholesale	7000	7000	7000	NA
<b>Bhopal</b>	Retail	7000	7000	7000	8800
	Wholesale	6500	6500	6500	8500
<b>Bhubaneshwar</b>	Retail	7500	7500	7500	NA
	Wholesale	6900	7000	7000	NA
<b>Chandigarh</b>	Retail	7800	7600	8200	11600
	Wholesale	7450	7300	7800	11180
<b>Chennai</b>	Retail	8100	8100	8300	13000
	Wholesale	6000	6100	6500	12000
<b>Coimbatore</b>	Retail	7500	7800	7600	12000
	Wholesale	7100	7400	7200	11000
<b>Cuttack</b>	Retail	7200	7200	7500	NA
	Wholesale	6600	6600	7000	NA
<b>Dehradun</b>	Retail	12000	12000	12000	13000
	Wholesale	10700	10700	10700	NA
<b>Delhi</b>	Retail	8400	8500	9100	10900
	Wholesale	6200	6350	6200	9400
<b>Dharwad</b>	Retail	NA	8000	8000	11200
	Wholesale	NA	7800	7800	10950
<b>Dimapur</b>	Retail	NA	NA	12000	12000
	Wholesale	NA	NA	11000	11000
<b>Dindigul</b>	Retail	7800	7800	7700	12000
	Wholesale	6900	6900	6800	11500
<b>East Zone</b>	Retail	NA	NA	NA	NA
	Wholesale	NA	NA	NA	NA

<b>Ernakulam</b>	Retail	9100	NA	9000	10000
	Wholesale	8000	NA	8500	9500
<b>Gurgaon</b>	Retail	6500	6500	6500	9300
	Wholesale	6200	6200	6200	8500
<b>Guwahati</b>	Retail	7500	7500	7500	NA
	Wholesale	7000	7000	7000	NA
<b>Gwalior</b>	Retail	6200	6200	6200	10000
	Wholesale	5800	5800	5800	9800
<b>Haldwani</b>	Retail	11500	11500	11500	12500
	Wholesale	10400	10400	10400	12000
<b>Hisar</b>	Retail	7500	7500	7000	9500
	Wholesale	7000	7000	6500	9000
<b>Hyderabad</b>	Retail	11200	11200	11500	NA
	Wholesale	10700	10700	11000	NA
<b>Indore</b>	Retail	7700	7700	8200	NA
	Wholesale	7100	7100	7600	NA
<b>Jabalpur</b>	Retail	7500	7500	7500	NA
	Wholesale	7100	7100	7100	NA
<b>Jaipur</b>	Retail	5800	5800	5900	9100
	Wholesale	5200	5200	5200	8800
<b>Jammu</b>	Retail	7400	7400	7400	10800
	Wholesale	6500	6600	6400	9500
<b>Jodhpur</b>	Retail	7500	NA	7500	10000
	Wholesale	7200	7200	7200	9500
<b>Kanpur</b>	Retail	8000	8500	NA	NA
	Wholesale	7000	7500	NA	NA
<b>Karnal</b>	Retail	9800	9800	9800	9100
	Wholesale	9300	9300	9300	8700
<b>Kolkata</b>	Retail	8600	8500	8000	NA
	Wholesale	6700	6700	6400	NA
<b>Kota</b>	Retail	6000	6000	6000	NA
	Wholesale	5700	5700	5700	NA
<b>Kozhikode</b>	Retail	7500	NA	7500	9800
	Wholesale	7400	NA	7300	9600
<b>Lucknow</b>	Retail	8500	8500	NA	11000
	Wholesale	6800	7000	NA	10600
<b>Ludhiana</b>	Retail	9000	9000	8000	11000
	Wholesale	7400	7400	7500	10000
<b>Mandi</b>	Retail	7500	7400	7300	11000
	Wholesale	7000	6903	6903	10150
<b>Mumbai</b>	Retail	8800	9000	9200	10100
	Wholesale	6450	6650	6550	9350

<b>Nagpur</b>	Retail	7700	7800	8600	9700
	Wholesale	6867	6967	8233	8832
<b>North Zone</b>	Retail	NA	NA	NA	NA
	Wholesale	NA	NA	NA	NA
<b>North-East Zone</b>	Retail	NA	NA	NA	NA
	Wholesale	NA	NA	NA	NA
<b>Otanagar</b>	Retail	NA	NA	NA	NA
	Wholesale	NA	NA	NA	NA
<b>Palakkad</b>	Retail	10300	NA	NA	9400
	Wholesale	9500	NA	NA	9100
<b>Panaji</b>	Retail	10500	9500	11500	12500
	Wholesale	7500	7350	7250	11500
<b>Panchkula</b>	Retail	10000	10000	10000	9700
	Wholesale	7200	7200	7200	9400
<b>Patna</b>	Retail	7500	7500	7500	11300
	Wholesale	6600	6600	6600	10800
<b>Port Blair</b>	Retail	NA	8600	8700	NA
	Wholesale	NA	8000	8400	NA
<b>Puducherry</b>	Retail	9000	9000	9000	13500
	Wholesale	7800	7800	7800	12500
<b>Purnia</b>	Retail	7000	7000	7000	NA
	Wholesale	6500	6500	6500	NA
<b>Raipur</b>	Retail	7400	7400	7400	NA
	Wholesale	6200	6200	6200	NA
<b>Rajkot</b>	Retail	8000	8000	9200	10700
	Wholesale	7000	7000	8000	10500
<b>Ranchi</b>	Retail	8000	8000	7500	NA
	Wholesale	7000	7000	6800	NA
<b>Rewa</b>	Retail	8000	8000	8800	10000
	Wholesale	7300	7300	8100	9500
<b>Rourkela</b>	Retail	7300	7400	7100	NA
	Wholesale	6900	7000	6700	NA
<b>Sagar</b>	Retail	6000	6000	6000	10700
	Wholesale	5700	5700	5700	9800
<b>Sambalpur</b>	Retail	7000	7100	7000	NA
	Wholesale	6600	6700	6600	NA
<b>Shillong</b>	Retail	9000	9000	9000	12000
	Wholesale	8000	8000	8000	10500
<b>Shimla</b>	Retail	8000	8000	8000	11000
	Wholesale	7000	7000	7000	10200
<b>Siliguri</b>	Retail	9500	9500	9500	10400
	Wholesale	7200	7200	7200	10000

	<b>South Zone</b>	Retail	NA	NA	NA	NA
		Wholesale	NA	NA	NA	NA
	<b>Srinagar</b>	Retail	NA	NA	NA	NA
		Wholesale	NA	NA	NA	NA
	<b>T.Puram</b>	Retail	9000	NA	11000	10300
		Wholesale	7800	NA	10000	9600
	<b>Thiruchirapalli</b>	Retail	7600	7600	7600	11800
		Wholesale	6800	6800	6800	11200
	<b>Thrissur</b>	Retail	10700	NA	11200	11700
		Wholesale	7800	NA	9800	11400
	<b>Tirunelveli</b>	Retail	7800	7800	8200	12000
		Wholesale	7100	7100	7100	11400
	<b>Varanasi</b>	Retail	8600	9100	NA	NA
		Wholesale	8200	8600	NA	NA
	<b>Vijaywada</b>	Retail	11000	11000	11000	NA
		Wholesale	10900	10900	10900	NA
	<b>Visakhapatnam</b>	Retail	7500	7500	7800	NA
		Wholesale	7200	7200	7500	NA
<b>Wayanad</b>	Retail	9400	NA	9200	10400	
	Wholesale	NA	NA	8600	NA	
<b>West Zone</b>	Retail	NA	NA	NA	NA	
	Wholesale	NA	NA	NA	NA	
	<b>Jalgaon (Mah.)</b>	Spot	NA	NA	NA	NA
<b>Moong Dall Mogar (bold) in Rs./Qtl.</b>	<b>Akola (Mah.)</b>	Spot	NA	NA	NA	NA
<b>Moong Dall Mogar (colourful branded) in Rs./Qtl.</b>	<b>Gulbarga (KA)</b>	Spot	6600	6600	NA	NA
<b>Moong Dall Mogar in Rs./Qtl.</b>	<b>Indore (M.P.)</b>	Spot	6400	6400	6700	11000
	<b>Jamshedpur (Jh.)</b>	Spot	6500	6600	6800	NA
<b>Moong Dall Split (Average) in Rs./Qtl.</b>	<b>Bikaner (Raj.)</b>	Spot	6200	6000	6600	10500
<b>Moong Desi (Merta City-Raj) in Rs./Qtl.</b>	<b>Delhi</b>	Spot	NA	NA	NA	NA
<b>Moong Desi in Rs./Qtl.</b>	<b>Ajmer (Raj.)</b>	Spot	NA	NA	5000	7800
	<b>Bikaner (Raj.)</b>	Spot	NA	NA	NA	NA
	<b>Bina (M.P.)</b>	Spot	NA	NA	NA	NA
	<b>Hathras (U.P.)</b>	Spot	NA	NA	NA	NA
	<b>Ludhiana (PB.)</b>	Spot	4500	4500	4800	8000
	<b>Pipariya (M.P.)</b>	Spot	4800	4600	4800	7800
	<b>Udgir (Mah.)</b>	Spot	5000	5100	5000	9000
<b>Moong FAQ in Rs./Qtl.</b>	<b>Gulbarga (KA)</b>	Spot	4814	4825	5002	NA
<b>Moong Gauran in Rs./Qtl.</b>	<b>Jalna (Mah.)</b>	Spot	4750	4900	5200	8500
<b>Moong Green (China) in Rs./Qtl.</b>	<b>Mumbai (Mah.)</b>	Spot	NA	NA	NA	NA

Moong Green (Uzbekistan) in \$/t	Mumbai (Mah.)-Cnf	Spot	NA	NA	NA	NA
Moong Green in Rs./Qtl.	Delhi	Spot	NA	NA	NA	NA
	Sedam (KA.)	Spot	NA	NA	4800	NA
Moong in Rs./Qtl.	Ahmednagar (Mah.)	Spot	4900	5200	5000	9000
	Akola (Mah.)	Spot	NA	4600	4900	NA
	Amaravati (Mah.)	Spot	NA	NA	NA	9000
	Barshi (Mah.)	Spot	5000	4800	5300	9500
	Harda (M.P.)	Spot	5000	4800	5000	NA
	Jaipur (Raj.)	Spot	5100	4800	5000	8000
	Kekri (Raj.)	Spot	4500	4700	4800	7500
	Latur (Mah.)	Spot	5100	5000	5100	NA
	Sriganganagar (Raj.)	Spot	NA	NA	NA	7600
	Vijaywada (A.P.)	Spot	5000	4800	5000	NA
Moong Kekdi in Rs./Qtl.	Delhi	Spot	NA	NA	NA	NA
Moong Kenya in Rs./Qtl.	Mumbai (Mah.)	Spot	5000	5000	4800	8500
Moong Mogar (Mertacity-Raj) in Rs./Qtl.	Delhi	Spot	4900	4800	4700	8100
Moong Mogar in Rs./Qtl.	Dahod (Guj.)	Spot	NA	NA	NA	NA
	Merta City (Raj.)	Spot	4900	4700	5000	7900
	Yadgir (KA)	Spot	4750	4800	4750	8100
Moong Pedishewa/Pedisheva/Pedishewar (Burma) in \$/t	Mumbai (Mah.)-Cnf	Spot	945	NA	NA	1310
Moong Pedishewa/Pedisheva/Pedishewar (FOB) in \$/t	Yangon-Myanmar	Spot	NA	NA	NA	1300
Moong Pedishewa/Pedisheva/Pedishewar in Rs./Qtl.	Kolkatta (W.B.)	Spot	NA	NA	5400	NA
	Mumbai (Mah.)	Spot	5200	5200	5200	NA
Moong Pokako/Pakaku (Burma) in \$/t	Mumbai (Mah.)-Cnf	Spot	740	NA	NA	1280
Moong Pokako/Pakaku (FOB) in \$/t	Yangon-Myanmar	Spot	NA	NA	NA	1270
Moong Pokako/Pakkaku in Rs./Qtl.	Mumbai (Mah.)	Spot	4700	4900	4700	NA
Moong Polish (Mertacity-Raj) in Rs./Qtl.	Delhi	Spot	5300	5300	5200	8300
Moong Polish in Rs./Qtl.	Merta City (Raj.)	Spot	5200	5000	5200	8100
	Yadgir (KA)	Spot	5400	5400	5400	8800
Moong Popat in Rs./Qtl.	Delhi	Spot	NA	NA	NA	NA
Peas Dall in Rs./Qtl.	Jamshedpur (Jh.)	Spot	2900	2900	3300	NA

	Kanpur (U.P.)	Spot	3100	3000	3450	2975
Peas Desi in Rs./Qtl.		Spot	2825	2725	3100	2870
Peas Green (America) in Rs./Qtl.	Mumbai (Mah.)	Spot	2600	2600	2800	2500
Peas Green (Argentina) in \$/t	Mumbai (Mah.)-Cnf	Spot	NA	NA	NA	NA
Peas Green (Canada) in Rs./Qtl.	Kolkatta (W.B.)	Spot	3100	3000	2900	NA
	Mumbai (Mah.)	Spot	2600	2600	2800	2500
Peas Green Break-bulk (Canada) in \$/t	Mumbai (Mah.)-Cnf	Spot	NA	NA	NA	390
Peas Green in Rs./Qtl.	Dabra (M.P.)	Spot	NA	NA	NA	NA
	Tuticorin (T.N.)	Spot	NA	NA	NA	2450
Peas Green No 2 Thresher run (USA) in \$/t	Mumbai (Mah.)-Cnf	Spot	NA	NA	NA	NA
Peas White (Canada) in Rs./Qtl.	Kanpur (U.P.)	Spot	2600	2551	2875	2651
Peas White Dall in Rs./Qtl.	Gwalior (M.P.)	Spot	2975	2950	3300	NA
Peas White in Rs./Qtl.	Dabra (M.P.)	Spot	NA	NA	NA	NA
	Gwalior (M.P.)	Spot	2550	2600	2800	NA
	Harpalpur (M.P.)	Spot	NA	NA	NA	NA
	Jhansi (U.P.)	Spot	NA	2500	NA	NA
Peas White/Yellow (America) in Rs./Qtl.	Mumbai (Mah.)	Spot	2301	2300	2825	2301
Peas White/Yellow (Canada) in Rs./Qtl.		Spot	2301	2300	2825	2301
Peas Yellow (Canada) in \$/t	Tuticorin (T.N.)-Cnf	Spot	NA	NA	NA	365
Peas Yellow (Russia) in \$/t		Spot	NA	NA	NA	345
Peas Yellow (Russia) in Rs./Qtl.	Mumbai (Mah.)	Spot	2275	2200	2625	NA
Peas Yellow in \$/t	Mumbai (Mah.)-Cnf	Spot	NA	NA	NA	NA
Peas Yellow in Rs./Qtl.	Tuticorin (T.N.)	Spot	NA	NA	NA	2550
Peas Yellow/White (Canada) in Rs./Qtl.	Kolkatta (W.B.)	Spot	2550	2625	3000	NA
Peas Yellow/White (Russia) in Rs./Qtl.		Spot	2500	2550	2800	NA
Peas Yellow-Break-Bulk (Canada) in \$/t	Mumbai (Mah.)-Cnf	Spot	NA	NA	NA	NA
Peas Yellow-Container (Canada) in \$/t		Spot	NA	NA	NA	NA
Peas Yellow-Container (Ukraine) in \$/t		Spot	NA	NA	NA	NA
Tur (Local) in Kyat/t	Yangon-Myanmar	Spot	NA	NA	NA	2000000
Tur (Mah.) in Rs./Qtl.	Nagpur (Mah.)	Spot	6700	6500	6500	NA
Tur (MP) in Rs./Qtl.	Kanpur (U.P.)	Spot	6600	6400	6800	10850
Tur (UP Line) in Rs./Qtl.		Spot	6800	6600	7000	11100
Tur Arusha in \$/t	Mumbai (Mah.)-Cnf	Spot	NA	NA	NA	NA



<b>Tur Arusha in Rs./Qtl.</b>	<b>Mumbai (Mah.)</b>	Spot	NA	NA	NA	NA
<b>Tur BDM in Rs./Qtl.</b>	<b>Jalna (Mah.)</b>	Spot	6800	6800	7200	NA
<b>Tur Black in Rs./Qtl.</b>	<b>Ahmednagar (Mah.)</b>	Spot	6000	6200	7000	11800
	<b>Barshi (Mah.)</b>	Spot	6500	6500	6200	NA
<b>Tur Dall in Rs./Qtl.</b>	<b>Agartala</b>	Retail	NA	NA	NA	NA
		Wholesale	NA	NA	NA	NA
	<b>Agra</b>	Retail	11500	11000	NA	14000
		Wholesale	10700	10000	NA	12500
	<b>Ahmedabad</b>	Retail	9900	9900	9900	16000
		Wholesale	8900	8900	8900	15700
	<b>Aizwal</b>	Retail	14000	NA	14000	NA
		Wholesale	12000	NA	12000	NA
	<b>All India Maximum Price</b>	Retail	17000	17000	17000	21000
		Wholesale	16800	16800	16800	20000
	<b>All India Minimum Price</b>	Retail	9600	9700	9200	10000
		Wholesale	7500	8750	8150	9500
	<b>All India Modal Price</b>	Retail	12000	12000	12750	16500
		Wholesale	10000	10000	10500	14000
	<b>Amritsar</b>	Retail	11800	11800	11800	10900
		Wholesale	11500	NA	11500	10500
	<b>Bathinda</b>	Retail	12500	12500	12500	17000
		Wholesale	11000	11000	11000	15500
	<b>Bengaluru</b>	Retail	NA	12500	12300	20500
		Wholesale	NA	11500	11500	19500
	<b>Bhagalpur</b>	Retail	10700	11000	9500	NA
		Wholesale	10000	10500	9000	NA
	<b>Bhopal</b>	Retail	10500	11000	11500	14500
		Wholesale	9800	10000	10200	13200
	<b>Bhubaneshwar</b>	Retail	11000	11000	10000	NA
		Wholesale	10500	10500	9600	NA
	<b>Chandigarh</b>	Retail	11000	11200	11800	NA
		Wholesale	10600	10800	11350	NA
	<b>Chennai</b>	Retail	12300	12600	12500	20000
		Wholesale	7500	9000	9700	18000
	<b>Coimbatore</b>	Retail	11800	12000	11800	18000
		Wholesale	11200	11500	11200	17000
	<b>Cuttack</b>	Retail	10800	10800	10700	NA
		Wholesale	10200	10200	10200	NA
<b>Dehradun</b>	Retail	14000	14000	14000	15000	
	Wholesale	12500	12500	12500	NA	
<b>Delhi</b>	Retail	12200	12500	12200	16300	



	Wholesale	9900	10200	9850	14000
<b>Dharwad</b>	Retail	NA	12500	12500	18900
	Wholesale	NA	12300	12300	18700
<b>Dimapur</b>	Retail	NA	NA	13000	13800
	Wholesale	NA	NA	12000	12800
<b>Dindigul</b>	Retail	12000	12200	12000	18000
	Wholesale	11000	11200	10800	17000
<b>East Zone</b>	Retail	NA	NA	NA	NA
	Wholesale	NA	NA	NA	NA
<b>Ernakulam</b>	Retail	12700	NA	13500	13400
	Wholesale	12000	NA	13100	12500
<b>Gurgaon</b>	Retail	12000	12000	12000	14300
	Wholesale	11500	11500	11500	12600
<b>Guwahati</b>	Retail	11500	11500	11500	NA
	Wholesale	11000	11000	11000	NA
<b>Gwalior</b>	Retail	11500	11500	12000	17000
	Wholesale	11300	11150	11800	16000
<b>Haldwani</b>	Retail	14000	14000	14000	15000
	Wholesale	13000	13000	13000	13600
<b>Hisar</b>	Retail	10600	10600	10000	13200
	Wholesale	10000	10000	9500	11500
<b>Hyderabad</b>	Retail	13800	13800	14300	NA
	Wholesale	13400	13400	13900	NA
<b>Indore</b>	Retail	11800	12000	12000	NA
	Wholesale	11600	11800	11800	NA
<b>Jabalpur</b>	Retail	10500	10500	10500	NA
	Wholesale	10100	10100	10100	NA
<b>Jaipur</b>	Retail	9600	9700	9600	15500
	Wholesale	9000	9000	9000	14000
<b>Jammu</b>	Retail	12500	12500	12200	15400
	Wholesale	11600	11600	10500	13800
<b>Jodhpur</b>	Retail	11000	NA	11000	10000
	Wholesale	10000	10000	10000	9500
<b>Kanpur</b>	Retail	12000	12000	NA	NA
	Wholesale	10800	11100	NA	NA
<b>Karnal</b>	Retail	13000	13000	13400	10500
	Wholesale	12550	12550	12900	10100
<b>Kolkata</b>	Retail	11400	11500	9800	NA
	Wholesale	10300	10400	8800	NA
<b>Kota</b>	Retail	10000	10000	10000	NA
	Wholesale	9300	9300	9300	NA
<b>Kozhikode</b>	Retail	12500	NA	11200	13500

		Wholesale	11500	NA	11000	13000
<b>Lucknow</b>		Retail	10500	10500	NA	15000
		Wholesale	8800	8800	NA	14600
<b>Ludhiana</b>		Retail	13000	13000	14000	15000
		Wholesale	11500	11500	13000	14000
<b>Mandi</b>		Retail	12000	12000	12600	15000
		Wholesale	11400	11500	12252	NA
<b>Mumbai</b>		Retail	12600	12400	11700	17800
		Wholesale	8850	8750	8150	17500
<b>Nagpur</b>		Retail	10100	10400	9500	13400
		Wholesale	9333	9400	9000	13158
<b>North Zone</b>		Retail	NA	NA	NA	NA
		Wholesale	NA	NA	NA	NA
<b>North-East Zone</b>		Retail	NA	NA	NA	NA
		Wholesale	NA	NA	NA	NA
<b>Otanagar</b>		Retail	NA	NA	NA	NA
		Wholesale	NA	NA	NA	NA
<b>Palakkad</b>		Retail	12000	NA	NA	14300
		Wholesale	NA	NA	NA	13600
<b>Panaji</b>		Retail	11000	11500	12000	16500
		Wholesale	9750	10750	10500	15000
<b>Panchkula</b>		Retail	13000	13000	13000	12500
		Wholesale	11500	11500	11500	11000
<b>Patna</b>		Retail	11200	11000	11000	16000
		Wholesale	10000	9800	9800	15000
<b>Port Blair</b>		Retail	NA	12000	11200	NA
		Wholesale	NA	11600	10800	NA
<b>Puducherry</b>		Retail	14000	14000	13000	21000
		Wholesale	12800	12800	12000	19800
<b>Purnia</b>		Retail	10400	10400	9500	NA
		Wholesale	10000	10000	9200	NA
<b>Raipur</b>		Retail	11500	11500	11500	NA
		Wholesale	9500	9500	10000	NA
<b>Rajkot</b>		Retail	11000	11500	13200	18000
		Wholesale	9800	10200	12200	17000
<b>Ranchi</b>		Retail	12500	12000	9200	NA
		Wholesale	10000	10000	8500	NA
<b>Rewa</b>		Retail	12500	12500	13000	15500
		Wholesale	11800	11800	12300	14000
<b>Rourkela</b>		Retail	11000	11000	10400	NA
		Wholesale	10500	10600	10000	NA
<b>Sagar</b>		Retail	11000	11000	11400	16000

		Wholesale	9500	9500	11000	15500
	<b>Sambalpur</b>	Retail	10900	10900	10400	NA
		Wholesale	10500	10500	10000	NA
	<b>Shillong</b>	Retail	10000	10000	10000	12000
		Wholesale	9000	9000	9000	11500
	<b>Shimla</b>	Retail	12400	12400	12100	16000
		Wholesale	11685	11685	10685	15300
	<b>Siliguri</b>	Retail	12000	12000	12000	13500
		Wholesale	10000	10000	10000	12500
	<b>South Zone</b>	Retail	NA	NA	NA	NA
		Wholesale	NA	NA	NA	NA
	<b>Srinagar</b>	Retail	NA	NA	NA	NA
		Wholesale	NA	NA	NA	NA
	<b>T.Puram</b>	Retail	10800	NA	14600	13500
		Wholesale	10300	NA	14000	13000
	<b>Thiruchirapalli</b>	Retail	11800	12000	11500	18400
		Wholesale	11200	11400	11000	17600
	<b>Thrissur</b>	Retail	12800	NA	11200	12700
		Wholesale	12000	NA	10500	12200
	<b>Tirunelveli</b>	Retail	11700	12000	12500	18000
		Wholesale	11200	11500	11000	17200
	<b>Varanasi</b>	Retail	12000	12600	NA	NA
		Wholesale	11500	12100	NA	NA
	<b>Vijaywada</b>	Retail	13600	13600	13600	NA
		Wholesale	13300	13300	13300	NA
	<b>Visakhapatnam</b>	Retail	10000	10100	10300	NA
		Wholesale	9700	9800	10000	NA
	<b>Wayanad</b>	Retail	11200	NA	11500	14200
		Wholesale	NA	NA	10500	NA
	<b>West Zone</b>	Retail	NA	NA	NA	NA
		Wholesale	NA	NA	NA	NA
	<b>Amaravati (Mah.)</b>	Spot	NA	NA	NA	12500
	<b>Jalgaon (Mah.)</b>	Spot	13000	12000	12000	20000
	<b>Jamshedpur (Jh.)</b>	Spot	10100	10400	10000	NA
	<b>Pipariya (M.P.)</b>	Spot	11200	11000	11000	15000
<b>Tur Dall Phatka in Rs./Qtl.</b>	<b>Akola (Mah.)</b>	Spot	NA	NA	NA	NA
	<b>Barshi (Mah.)</b>	Spot	12500	12200	11500	NA
	<b>Dahod (Guj.)</b>	Spot	NA	NA	NA	NA
	<b>Gulbarga (KA)</b>	Spot	11800	11200	NA	NA
	<b>Latur (Mah.)</b>	Spot	11500	11500	11500	19500
	<b>Nagpur (Mah.)</b>	Spot	NA	NA	NA	NA

Tur Dall Phatka(General) in Rs./Qtl.	Indore (M.P.)	Spot	10000	10500	11000	18500
Tur Dall Sava no. in Rs./Qtl.	Akola (Mah.)	Spot	NA	NA	NA	NA
	Barshi (Mah.)	Spot	11000	10900	10000	NA
	Dahod (Guj.)	Spot	NA	NA	NA	NA
Tur Desi in Rs./Qtl.	Morena (M.P.)	Spot	NA	NA	NA	NA
	Pipariya (M.P.)	Spot	7200	6800	7200	12000
Tur in Rs./Qtl.	Bhind (M.P.)	Spot	9000	8500	9500	8500
	Dabra (M.P.)	Spot	NA	NA	NA	NA
	Jaipur (Raj.)	Spot	NA	NA	NA	NA
	Khandwa (M.P.)	Spot	NA	NA	NA	NA
	Raipur (CG.)	Spot	7200	7300	7500	NA
	Solapur (Mah.)	Spot	7200	6800	7100	13500
Tur Kenya in Rs./Qtl.	Mumbai (Mah.)	Spot	NA	NA	NA	NA
Tur Lemon (Burma) in \$/t	Chennai (T.N.)-Cnf	Spot	900	955	965	1650
	Mumbai (Mah.)-Cnf	Spot	900	865	NA	NA
Tur Lemon (Burma) in Rs./Qtl.	Delhi	Spot	6750	6400	7200	12000
	Kolkatta (W.B.)	Spot	6100	6400	NA	NA
	Mumbai (Mah.)	Spot	6551	6300	7000	12200
Tur Lemon (FOB) in \$/t	Yangon-Myanmar	Spot	NA	NA	NA	1620
Tur Lemon in Rs./Qtl.	Chennai (T.N.)	Spot	6400	6400	6900	12000
	Vijaywada (A.P.)	Spot	6500	6100	6800	NA
Tur Mah. Origin in Rs./Qtl.	Indore (M.P.)	Spot	6500	6200	7000	12500
Tur Malawi Red in \$/t	Mumbai (Mah.)-Cnf	Spot	NA	NA	NA	NA
Tur Malawi/Mozambique in Rs./Qtl.	Mumbai (Mah.)	Spot	NA	NA	NA	NA
Tur Matwara in \$/t	Mumbai (Mah.)-Cnf	Spot	NA	NA	NA	NA
Tur Matwara in Rs./Qtl.	Mumbai (Mah.)	Spot	NA	NA	NA	NA
Tur Nirmal in Rs./Qtl.	Yadgir (KA)	Spot	NA	NA	NA	NA
Tur Red (Variety-Maruti) in Rs./Qtl.	Jalna (Mah.)	Spot	6000	6500	6500	NA
Tur red Bariyadi in \$/t	Mumbai (Mah.)-Cnf	Spot	NA	NA	NA	NA
Tur Red Desi in Rs./Qtl.	Hathras (U.P.)	Spot	NA	NA	NA	NA
Tur Red FAQ in Rs./Qtl.	Gulbarga (KA)	Spot	7000	6600	NA	NA
Tur Red in Rs./Qtl.	Ahmednagar (Mah.)	Spot	5500	5700	6500	11600
	Akola (Mah.)	Spot	NA	6500	6700	NA

	<b>Amaravati (Mah.)</b>	Spot	6900	NA	NA	NA
	<b>Barshi (Mah.)</b>	Spot	7000	7000	7200	NA
	<b>Dahod (Guj.)</b>	Spot	NA	NA	NA	NA
	<b>Latur (Mah.)</b>	Spot	6800	6400	6800	12000
	<b>Sedam (KA.)</b>	Spot	NA	NA	7025	NA
	<b>Udgir (Mah.)</b>	Spot	7600	7500	6700	13000
	<b>Yadgir (KA)</b>	Spot	NA	NA	NA	NA
<b>Tur Sefla in \$/t</b>		Spot	NA	NA	NA	NA
<b>Tur Tanzania/Matwara/Mozambique in \$/t</b>	<b>Mumbai (Mah.)-Cnf</b>	Spot	NA	NA	NA	NA
<b>Tur TRS in Rs./Qtl.</b>	<b>Yadgir (KA)</b>	Spot	NA	NA	NA	NA
<b>Tur White Desi in Rs./Qtl.</b>	<b>Jalgoan (Mah.)</b>	Spot	7000	6500	7000	12000
<b>Tur White in Rs./Qtl.</b>	<b>Ahmednagar (Mah.)</b>	Spot	6500	6700	7500	12000
	<b>Akola (Mah.)</b>	Spot	NA	NA	NA	NA
	<b>Barshi (Mah.)</b>	Spot	7000	7000	7000	NA
	<b>Dahod (Guj.)</b>	Spot	NA	NA	NA	NA
	<b>Jalna (Mah.)</b>	Spot	6600	6600	7000	NA
	<b>Latur (Mah.)</b>	Spot	6800	6400	6800	NA
<b>Urad (Black and Brown) in Rs./Qtl.</b>	<b>Bina (M.P.)</b>	Spot	6500	7000	6500	10000
<b>Urad (Mah. origin) in Rs./Qtl.</b>	<b>Indore (M.P.)</b>	Spot	7500	7200	7200	10000
<b>Urad (Polish) in Rs./Qtl.</b>	<b>Guntur (A.P.)</b>	Spot	8500	8600	8200	NA
	<b>Vijaywada (A.P.)</b>	Spot	10500	10200	9500	NA
<b>Urad (Unpolish) in Rs./Qtl.</b>	<b>Guntur (A.P.)</b>	Spot	8200	8400	8000	NA
<b>Urad Dall (Branded) in Rs./Qtl.</b>		Spot	12100	11800	12000	NA
<b>Urad Dall in Rs./Qtl.</b>	<b>Agartala</b>	Retail	10800	NA	12700	NA
		Wholesale	10000	NA	12000	NA
	<b>Agra</b>	Retail	10000	10000	NA	10800
		Wholesale	9200	8700	NA	10000
	<b>Ahmedabad</b>	Retail	10000	10300	11000	14500
		Wholesale	9700	10000	10700	14000
	<b>Aizwal</b>	Retail	NA	NA	NA	NA
		Wholesale	NA	NA	NA	NA
	<b>All India Maximum Price</b>	Retail	16500	16300	17500	19800
		Wholesale	15800	15800	16300	18500
	<b>All India Minimum Price</b>	Retail	9000	8900	9600	7600
		Wholesale	8500	8200	8900	7400
	<b>All India Modal Price</b>	Retail	12500	12750	13750	13000
		Wholesale	10750	10000	12000	16000
<b>Amritsar</b>	Retail	11500	11500	11500	8600	

	Wholesale	11200	NA	11200	8200
<b>Bathinda</b>	Retail	13000	13000	14000	14200
	Wholesale	11000	11000	12000	12600
<b>Bengaluru</b>	Retail	NA	13500	13800	18500
	Wholesale	NA	12500	13000	17500
<b>Bhagalpur</b>	Retail	11000	11000	11500	NA
	Wholesale	10500	10500	11000	NA
<b>Bhopal</b>	Retail	10500	10500	10500	12300
	Wholesale	10000	10000	10000	10900
<b>Bhubaneswar</b>	Retail	11200	12000	11500	NA
	Wholesale	10500	11500	11000	NA
<b>Chandigarh</b>	Retail	10800	11000	11800	13000
	Wholesale	10450	10650	11300	12050
<b>Chennai</b>	Retail	13500	13500	13500	19000
	Wholesale	10300	10500	11000	17500
<b>Coimbatore</b>	Retail	11900	12100	12000	17000
	Wholesale	11400	11600	11400	16000
<b>Cuttack</b>	Retail	10000	11400	11000	NA
	Wholesale	9600	10600	10400	NA
<b>Dehradun</b>	Retail	13500	13500	13500	13500
	Wholesale	11600	11600	11600	NA
<b>Delhi</b>	Retail	12300	13200	13500	15200
	Wholesale	8700	9200	9600	11650
<b>Dharwad</b>	Retail	NA	14500	15500	18000
	Wholesale	NA	14200	15200	NA
<b>Dimapur</b>	Retail	NA	NA	14000	8500
	Wholesale	NA	NA	13000	8000
<b>Dindigul</b>	Retail	11500	11500	12500	17000
	Wholesale	11100	11100	11800	16000
<b>East Zone</b>	Retail	NA	NA	NA	NA
	Wholesale	NA	NA	NA	NA
<b>Ernakulam</b>	Retail	12700	NA	14500	7600
	Wholesale	12000	NA	14000	7400
<b>Gurgaon</b>	Retail	14000	14000	14000	11700
	Wholesale	13500	13500	13500	9800
<b>Guwahati</b>	Retail	13500	14500	14500	NA
	Wholesale	13000	14000	14000	NA
<b>Gwalior</b>	Retail	10800	10800	11500	11500
	Wholesale	10500	10600	11200	11400
<b>Haldwani</b>	Retail	13000	13000	13000	13000
	Wholesale	11800	11800	11800	12100
<b>Hisar</b>	Retail	12500	12500	12500	11600

		Wholesale	12000	12000	12000	11100
	<b>Hyderabad</b>	Retail	16300	16300	16800	NA
		Wholesale	15700	15700	16200	NA
	<b>Indore</b>	Retail	12800	13000	13600	NA
		Wholesale	12200	12400	13000	NA
	<b>Jabalpur</b>	Retail	11500	11500	11500	NA
		Wholesale	11100	11100	11100	NA
	<b>Jaipur</b>	Retail	9200	8900	9600	12300
		Wholesale	8500	8200	8900	12000
	<b>Jammu</b>	Retail	12500	13000	13200	14800
		Wholesale	NA	10500	10500	13000
	<b>Jodhpur</b>	Retail	10500	NA	10500	9000
		Wholesale	9800	9800	9800	8700
	<b>Kanpur</b>	Retail	12000	12000	NA	NA
		Wholesale	11200	11500	NA	NA
	<b>Karnal</b>	Retail	11500	11500	12200	10000
		Wholesale	11000	11000	11850	9700
	<b>Kolkata</b>	Retail	11200	12500	12000	NA
		Wholesale	10500	11500	11000	NA
	<b>Kota</b>	Retail	11300	11300	11300	NA
		Wholesale	10500	10500	10500	NA
	<b>Kozhikode</b>	Retail	14300	NA	13800	11900
		Wholesale	12300	NA	NA	11600
	<b>Lucknow</b>	Retail	12000	12500	NA	15300
		Wholesale	9800	10000	NA	14700
	<b>Ludhiana</b>	Retail	13000	13000	13000	15000
		Wholesale	10000	10000	12000	14000
	<b>Mandi</b>	Retail	12500	12200	13000	14500
		Wholesale	12000	11700	12396	NA
	<b>Mumbai</b>	Retail	13000	13700	14200	16600
		Wholesale	9900	10900	11450	15750
	<b>Nagpur</b>	Retail	11700	13000	14100	NA
		Wholesale	10767	12333	13467	NA
	<b>North Zone</b>	Retail	NA	NA	NA	NA
		Wholesale	NA	NA	NA	NA
	<b>North-East Zone</b>	Retail	NA	NA	NA	NA
		Wholesale	NA	NA	NA	NA
	<b>Otanagar</b>	Retail	NA	NA	NA	NA
		Wholesale	NA	NA	NA	NA
	<b>Palakkad</b>	Retail	12300	NA	NA	10000
		Wholesale	11500	NA	NA	9700
	<b>Panaji</b>	Retail	16500	15500	17500	17500

		Wholesale	NA	13000	14000	16000
<b>Panchkula</b>		Retail	13000	13000	NA	11000
		Wholesale	9500	9500	NA	10500
<b>Patna</b>		Retail	11700	12700	12700	12500
		Wholesale	11000	12000	12000	12000
<b>Port Blair</b>		Retail	NA	14000	14300	NA
		Wholesale	NA	13800	13800	NA
<b>Puducherry</b>		Retail	14000	14000	14000	18000
		Wholesale	12700	12700	12600	16800
<b>Purnia</b>		Retail	12500	13000	13500	NA
		Wholesale	12000	12500	13000	NA
<b>Raipur</b>		Retail	10500	10500	10500	NA
		Wholesale	9000	9000	9000	NA
<b>Rajkot</b>		Retail	11500	12000	15000	16000
		Wholesale	10200	10800	14000	15500
<b>Ranchi</b>		Retail	12000	12500	12500	NA
		Wholesale	11000	11500	12000	NA
<b>Rewa</b>		Retail	12700	12700	13200	12500
		Wholesale	11900	11900	12400	11500
<b>Rourkela</b>		Retail	9500	10900	11200	NA
		Wholesale	9000	10500	10700	NA
<b>Sagar</b>		Retail	12000	12000	12000	15000
		Wholesale	11500	11500	11500	14700
<b>Sambalpur</b>		Retail	10400	10400	10900	NA
		Wholesale	10000	10000	10500	NA
<b>Shillong</b>		Retail	13200	13200	13200	13000
		Wholesale	12000	12000	12000	12500
<b>Shimla</b>		Retail	12500	12500	12500	14800
		Wholesale	11080	11080	11080	14000
<b>Siliguri</b>		Retail	12500	12500	12500	11000
		Wholesale	11000	11000	11000	10500
<b>South Zone</b>		Retail	NA	NA	NA	NA
		Wholesale	NA	NA	NA	NA
<b>Srinagar</b>		Retail	NA	NA	NA	NA
		Wholesale	NA	NA	NA	NA
<b>T.Puram</b>		Retail	12800	NA	14200	10700
		Wholesale	12300	NA	13800	10100
<b>Thiruchirapalli</b>		Retail	11800	11800	11500	16500
		Wholesale	11300	11300	11200	16000
<b>Thrissur</b>		Retail	12500	NA	14300	12100
		Wholesale	11800	NA	13700	11700
<b>Tirunelveli</b>		Retail	11500	11800	12800	17000



		Wholesale	11100	11300	12400	16000
	<b>Varanasi</b>	Retail	11800	12000	NA	NA
		Wholesale	11400	11400	NA	NA
	<b>Vijaywada</b>	Retail	15300	15300	15300	NA
		Wholesale	15100	15100	15100	NA
	<b>Visakhapatnam</b>	Retail	11100	11100	13400	NA
		Wholesale	10800	10800	13100	NA
	<b>Wayanad</b>	Retail	13500	NA	13600	13900
		Wholesale	13000	NA	13000	NA
	<b>West Zone</b>	Retail	NA	NA	NA	NA
		Wholesale	NA	NA	NA	NA
	<b>Jalgoan (Mah.)</b>	Spot	NA	NA	NA	NA
<b>Urad Dall Mogar (General-Average) in Rs./Qtl.</b>	<b>Indore (M.P.)</b>	Spot	11500	11500	12000	16500
<b>Urad Dall Mogar (local branded) in Rs./Qtl.</b>	<b>Gulbarga (KA)</b>	Spot	11500	11500	NA	NA
<b>Urad Dall Mogar in Rs./Qtl.</b>	<b>Jamshedpur (Jh.)</b>	Spot	10200	10500	11500	NA
<b>Urad Dall Split (Average) in Rs./Qtl.</b>	<b>Bikaner (Raj.)</b>	Spot	9300	9200	10500	14000
<b>Urad Desi in Rs./Qtl.</b>	<b>Akola (Mah.)</b>	Spot	NA	6700	6800	NA
	<b>Ashok Nagar (M.P.)</b>	Spot	6700	6400	6500	10500
	<b>Bikaner (Raj.)</b>	Spot	NA	NA	NA	NA
	<b>Jalgoan (Mah.)</b>	Spot	7500	7000	6800	11000
	<b>Kanpur (U.P.)</b>	Spot	6600	6600	7200	10400
	<b>Neemuch (M.P.)</b>	Spot	7400	7000	7500	10800
	<b>Pipariya (M.P.)</b>	Spot	6500	6200	6000	7000
	<b>Ramganj (Raj.)</b>	Spot	7000	6400	6700	10400
	<b>Udgir (Mah.)</b>	Spot	7500	7500	6700	12000
<b>Urad FAQ (Burma) in \$/t</b>	<b>Chennai (T.N.)-Cnf</b>	Spot	1200	1185	1210	1950
	<b>Mumbai (Mah.)-Cnf</b>	Spot	1200	1185	NA	1950
<b>Urad FAQ (Burma) in Rs./Qtl.</b>	<b>Mumbai (Mah.)</b>	Spot	7500	7800	7500	9800
<b>Urad FAQ (FOB) in \$/t</b>	<b>Yangon-Myanmar</b>	Spot	NA	NA	NA	1980
<b>Urad FAQ (Local) in Kyat/t</b>		Spot	NA	NA	NA	2400000
<b>Urad FAQ in Rs./Qtl.</b>	<b>Chennai (T.N.)</b>	Spot	8400	8400	8000	12300
	<b>Gulbarga (KA)</b>	Spot	7500	7600	NA	NA
<b>Urad in Rs./Qtl.</b>	<b>Ahmednagar (Mah.)</b>	Spot	7900	7100	7000	11000
	<b>Barshi (Mah.)</b>	Spot	7500	7500	6800	11000
	<b>Bundi (Raj.)</b>	Spot	6000	6500	NA	10300
	<b>Dahod (Guj.)</b>	Spot	NA	NA	NA	NA

	<b>Harda (M.P.)</b>	Spot	NA	NA	NA	NA
	<b>Harpalpur (M.P.)</b>	Spot	6500	6200	NA	9500
	<b>Indore (M.P.)</b>	Spot	7500	7200	7200	10000
	<b>Jaipur (Raj.)</b>	Spot	7000	7000	7500	10000
	<b>Jalna (Mah.)</b>	Spot	7800	7000	6600	11500
	<b>Jhansi (U.P.)</b>	Spot	NA	6000	NA	NA
	<b>Kekri (Raj.)</b>	Spot	7000	7000	7100	9700
	<b>Khandwa (M.P.)</b>	Spot	NA	NA	NA	NA
	<b>Latur (Mah.)</b>	Spot	7700	7500	7100	12200
	<b>Rajgarh (M.P.)</b>	Spot	NA	NA	NA	NA
	<b>Sedam (KA.)</b>	Spot	NA	NA	6800	NA
	<b>Tikamgarh (M.P.)</b>	Spot	6600	6500	NA	NA
	<b>Ganjbasoda (M.P.)</b>	Spot	NA	6700	6200	NA
<b>Urad Kali in Rs./Qtl.</b>	<b>Dabra (M.P.)</b>	Spot	5500	6300	6700	9800
<b>Urad Lal in Rs./Qtl.</b>		Spot	7000	7200	7300	9500
<b>Urad Mogar in Rs./Qtl.</b>	<b>Dahod (Guj.)</b>	Spot	NA	NA	NA	NA
<b>Urad Rangoli in Rs./Qtl.</b>	<b>Dabra (M.P.)</b>	Spot	NA	NA	NA	NA
<b>Urad Sada(Bada) in Rs./Qtl.</b>	<b>Vijaywada (A.P.)</b>	Spot	10300	10000	9300	NA
<b>Urad SQ (Burma) in \$/t</b>	<b>Chennai (T.N.)-Cnf</b>	Spot	1260	1250	1240	2100
	<b>Mumbai (Mah.)-Cnf</b>	Spot	1265	1280	NA	2100
<b>Urad SQ (FOB) in \$/t</b>	<b>Yangon-Myanmar</b>	Spot	NA	NA	NA	2100
<b>Urad SQ (Local) in Kyat/t</b>		Spot	NA	NA	NA	2600000
<b>Urad SQ in Rs./Qtl.</b>	<b>Delhi</b>	Spot	NA	NA	8500	NA
	<b>Chennai (T.N.)</b>	Spot	8900	8800	8600	13500
<b>Yellow Peas in Rs./Qtl.</b>	<b>Delhi</b>	Spot	2850	3000	3250	2675
<b>Urad Gota Branded in Rs./Qtl.</b>	<b>Guntur (A.P.)</b>	Spot	12100	11800	12000	NA
<b>Urad FAQ (Burma) in Rs./Qtl.</b>	<b>Kolkatta (W.B.)</b>	Spot	7550	8100	8100	NA

<b>Pulses Arrivals</b>	<b>20-Oct-16</b>	<b>13-Oct-16</b>	<b>20-Sep-16</b>	<b>20-Oct-15</b>
<b>Chana (Both Desi and kantewala) in Qtls.</b>				
Ramganj (Raj.)	800	300	500	1300
<b>Chana Annagiri in Qtls.</b>				
Gulbarga (KA)	NA	NA	NA	450
Latur (Mah.)	NA	NA	NA	NA
Udgir (Mah.)	2300	1500	1900	650
Yadgir (KA)	NA	NA	NA	NA

<b>Chana Dall in Qtls.</b>				
Dabra (M.P.)	NA	NA	NA	NA
<b>Chana Desi in Qtls.</b>				
Ajmer (Raj.)	NA	NA	NA	NA
Alwar (Raj.)	NA	NA	NA	3650
Ashok Nagar (M.P.)	3100	1500	5850	4300
Barshi (Mah.)	300	190	300	800
Bhind (M.P.)	125	100	125	100
Bina (M.P.)	1750	1250	3300	1500
Bundi (Raj.)	57	75	110	360
Dabra (M.P.)	NA	NA	NA	210
Dahod (Guj.)	1200	NA	300	1000
Gwalior (M.P.)	NA	NA	NA	NA
Harda (M.P.)	NA	NA	NA	NA
Harpalpur (M.P.)	NA	NA	NA	NA
Jaipur (Raj.)	NA	NA	NA	NA
Jhansi (U.P.)	260	300	550	2150
Kanpur (U.P.)	NA	NA	NA	NA
Kekri (Raj.)	300	270	190	2800
Khandwa (M.P.)	NA	NA	NA	NA
Merta City (Raj.)	NA	NA	100	NA
Morena (M.P.)	NA	NA	3	NA
Pipariya (M.P.)	6700	2500	4700	5100
Sriganganagar (Raj.)	NA	NA	NA	500
Tikamgarh (M.P.)	NA	NA	93	NA
Vijaywada (A.P.)	3400	2000	2500	2600
<b>Chana Dollar in Qtls.</b>				
Rajgarh (M.P.)	NA	NA	NA	NA
<b>Chana G 12/Vijay in Qtls.</b>				
Latur (Mah.)	1700	800	1000	NA
<b>Chana Gauran in Qtls.</b>				
Jalna (Mah.)	600	400	300	700
Latur (Mah.)	NA	NA	NA	NA
<b>Chana in Qtls.</b>				
Ahmednagar (Mah.)	3700	2700	3100	4200
Akola (Mah.)	400	1200	1200	NA
Amaravati (Mah.)	4100	1200	850	2400
Barshi (Mah.)	NA	NA	NA	NA
Bikaner (Raj.)	NA	NA	NA	NA
Jalgoan (Mah.)	600	400	300	500
Nagpur (Mah.)	600	550	750	800
Nanded (Mah.)	14500	7500	8500	1400

Raipur (CG.)	7500	4000	9200	2500
Sedam (KA.)	NA	NA	NA	40
Solapur (Mah.)	4300	3200	3800	7500
Ujjain (M.P.)	1700	500	1150	3100
<b>Chana kantewala/katawala in Qtls.</b>				
Dewas (M.P.)	245	150	NA	800
Indore (M.P.)	2000	2100	6000	13000
Neemuch (M.P.)	850	250	900	400
Rajgarh (M.P.)	NA	NA	NA	115
<b>Chana Masumi in Qtls.</b>				
Yadgir (KA)	NA	NA	NA	NA
<b>Chana Mixed (Mill) in Qtls.</b>				
Latur (Mah.)	1200	2000	300	1350
<b>Chana Pila in Qtls.</b>				
Jalna (Mah.)	300	200	150	450
<b>Chana White-Katu in Qtls.</b>				
Rajgarh (M.P.)	NA	NA	NA	NA
<b>Kabuli Chana in Qtls.</b>				
Dabra (M.P.)	NA	NA	NA	NA
<b>Masoor (Bareily) in Qtls.</b>				
Kanpur (U.P.)	NA	NA	NA	NA
<b>Masoor Dall Malka in Qtls.</b>				
Kanpur (U.P.)	NA	NA	NA	NA
<b>Masoor Desi in Qtls.</b>				
Ashok Nagar (M.P.)	NA	NA	NA	250
Pipariya (M.P.)	725	250	170	140
<b>Masoor in Qtls.</b>				
Gwalior (M.P.)	NA	NA	NA	NA
Harpalpur (M.P.)	NA	NA	NA	NA
Jhansi (U.P.)	NA	NA	110	75
Patna (BR.)	6550	2600	2800	150
Raipur (CG.)	1700	1000	2600	400
<b>Masoor Kali in Qtls.</b>				
Bina (M.P.)	850	400	600	125
<b>Masoor Medium (barik) in Qtls.</b>				
Indore (M.P.)	3400	2300	3100	6600
<b>Masoor Medium in Qtls.</b>				
Dabra (M.P.)	NA	NA	NA	NA
Rajgarh (M.P.)	NA	NA	NA	NA
<b>Masoor Mill Quality in Qtls.</b>				
Kanpur (U.P.)	NA	NA	NA	NA
<b>Moong (Kanpur-U.P.) in Qtls.</b>				

Delhi	NA	NA	NA	NA
<b>Moong (Karnataka) in Qtls.</b>				
Delhi	NA	NA	NA	NA
<b>Moong (kishangarh-Raj) in Qtls.</b>				
Delhi	NA	NA	NA	NA
<b>Moong (Sumerpur-Raj.) in Qtls.</b>				
Delhi	NA	NA	NA	NA
<b>Moong (UP line) in Qtls.</b>				
Kanpur (U.P.)	230	270	475	360
<b>Moong Chamki in Qtls.</b>				
Delhi	NA	NA	NA	NA
Gulbarga (KA)	3100	3700	NA	1700
Indore (M.P.)	3400	2500	2500	3400
Jalgaon (Mah.)	1800	2200	5500	700
Jalna (Mah.)	1400	2700	7500	1250
Solapur (Mah.)	NA	NA	NA	NA
<b>Moong Desi (Merta City-Raj) in Qtls.</b>				
Delhi	NA	NA	NA	NA
<b>Moong Desi in Qtls.</b>				
Ajmer (Raj.)	5000	7000	12600	4300
Bina (M.P.)	NA	NA	NA	NA
Hathras (U.P.)	NA	NA	NA	110
Ludhiana (PB.)	300	1450	2400	800
Merta City (Raj.)	39000	30500	9100	56000
Pipariya (M.P.)	17300	4500	8000	11100
Udgir (Mah.)	20000	12000	13500	850
<b>Moong FAQ in Qtls.</b>				
Gulbarga (KA)	4083	4352	20274	7940
<b>Moong Gauran in Qtls.</b>				
Jalna (Mah.)	1800	2000	3200	250
<b>Moong Green in Qtls.</b>				
Delhi	NA	NA	NA	NA
Sedam (KA.)	NA	400	500	650
<b>Moong in Qtls.</b>				
Ahmednagar (Mah.)	1800	1500	10000	1200
Akola (Mah.)	400	2700	6500	NA
Amaravati (Mah.)	NA	NA	NA	1000
Barshi (Mah.)	5000	3800	10500	450
Harda (M.P.)	2600	1800	2600	300
Jaipur (Raj.)	NA	NA	NA	NA
Kekri (Raj.)	14000	7500	13200	19500
Latur (Mah.)	14000	13000	9000	1750

Sriganganagar (Raj.)	NA	NA	NA	1450
Vijaywada (A.P.)	2100	1100	2400	NA
<b>Moong Kekri in Qtls.</b>				
Delhi	NA	NA	NA	NA
<b>Moong Mogar (Merta City-Raj) in Qtls.</b>				
Delhi	NA	NA	NA	NA
<b>Moong Mogar in Qtls.</b>				
Yadgir (KA)	1800	900	10000	NA
<b>Moong Polish (Merta City-Raj) in Qtls.</b>				
Delhi	NA	NA	NA	NA
<b>Moong Polish in Qtls.</b>				
Yadgir (KA)	2700	1400	13000	4100
<b>Moong Popat in Qtls.</b>				
Delhi	NA	NA	NA	NA
<b>Peas Desi in Qtls.</b>				
Kanpur (U.P.)	NA	NA	NA	NA
<b>Peas White in Qtls.</b>				
Dabra (M.P.)	NA	NA	NA	NA
Harpalpur (M.P.)	NA	NA	70	105
Jhansi (U.P.)	190	170	290	1550
<b>Tur BDM in Qtls.</b>				
Jalna (Mah.)	600	400	300	NA
<b>Tur Desi in Qtls.</b>				
Morena (M.P.)	NA	NA	NA	NA
Pipariya (M.P.)	2550	650	3100	142
<b>Tur in Qtls.</b>				
Ahmednagar (Mah.)	1700	1700	1700	1200
Barshi (Mah.)	550	360	600	NA
Bhind (M.P.)	125	100	125	190
Dabra (M.P.)	NA	NA	NA	NA
Dahod (Guj.)	2200	NA	200	NA
Jaipur (Raj.)	NA	NA	NA	NA
Khandwa (M.P.)	NA	NA	NA	NA
Nagpur (Mah.)	950	850	800	46
Raipur (CG.)	850	1300	4700	800
Solapur (Mah.)	4900	3600	4700	3700
<b>Tur Lemon in Qtls.</b>				
Vijaywada (A.P.)	NA	NA	NA	NA
<b>Tur Mah. Origin in Qtls.</b>				
Indore (M.P.)	3000	2500	2500	NA
<b>Tur Nirmal in Qtls.</b>				
Yadgir (KA)	NA	NA	NA	NA

<b>Tur Red (Variety-Maruti) in Qtls.</b>				
Jalna (Mah.)	NA	NA	NA	NA
<b>Tur Red in Qtls.</b>				
Akola (Mah.)	500	1500	1900	NA
Amaravati (Mah.)	7400	6700	5700	850
Gulbarga (KA)	4100	3000	NA	410
Hathras (U.P.)	NA	NA	NA	NA
Latur (Mah.)	2800	3700	800	420
Sedam (KA.)	NA	NA	500	100
Udgir (Mah.)	2000	1100	1800	950
Yadgir (KA)	NA	NA	NA	NA
<b>Tur TRS in Qtls.</b>				
Yadgir (KA)	NA	NA	NA	NA
<b>Tur White Desi in Qtls.</b>				
Jalgaon (Mah.)	600	400	300	200
<b>Tur White in Qtls.</b>				
Akola (Mah.)	NA	NA	NA	NA
Jalna (Mah.)	1200	800	600	NA
Latur (Mah.)	1000	550	300	NA
<b>Urad (Mah. origin) in Qtls.</b>				
Indore (M.P.)	5500	4000	2700	11800
<b>Urad (Polish) in Qtls.</b>				
Vijaywada (A.P.)	6600	2300	3300	2600
<b>Urad Desi in Qtls.</b>				
Akola (Mah.)	500	3000	5000	NA
Ashok Nagar (M.P.)	4700	3500	4500	10000
Jalgaon (Mah.)	2100	2400	3700	400
Kanpur (U.P.)	NA	NA	NA	NA
Neemuch (M.P.)	11300	5000	2100	1050
Ramganj (Raj.)	11500	4000	1050	9000
Solapur (Mah.)	4400	3200	19000	NA
Udgir (Mah.)	14500	7000	3150	1050
<b>Urad FAQ in Qtls.</b>				
Gulbarga (KA)	2800	2800	NA	1600
<b>Urad in Qtls.</b>				
Ahmednagar (Mah.)	2500	2200	14000	3100
Barshi (Mah.)	32000	24000	88000	650
Bina (M.P.)	2000	1200	700	5600
Bundi (Raj.)	5700	1800	NA	4500
Dahod (Guj.)	2500	NA	NA	600
Harda (M.P.)	NA	NA	NA	NA
Harpalpur (M.P.)	1400	550	NA	1030

Indore (M.P.)	NA	NA	NA	NA
Jaipur (Raj.)	NA	NA	NA	NA
Jalna (Mah.)	1800	2000	3200	250
Jhansi (U.P.)	3000	4350	1600	8000
Kekri (Raj.)	18000	13000	290	28500
Khandwa (M.P.)	NA	NA	NA	NA
Latur (Mah.)	34000	25000	15000	1500
Pipariya (M.P.)	2600	750	NA	300
Rajgarh (M.P.)	NA	NA	NA	NA
Sedam (KA.)	NA	600	400	500
Tikamgarh (M.P.)	23000	15000	3400	17000
<b>Urad Kali in Qtls.</b>				
Dabra (M.P.)	1900	800	800	1150
<b>Urad lal in Qtls.</b>				
Dabra (M.P.)	1900	1400	1050	900
<b>Urad Rangoli in Qtls.</b>				
Dabra (M.P.)	NA	NA	NA	NA
<b>Urad Sada(Bada) in Qtls.</b>				
Vijaywada (A.P.)	NA	NA	NA	NA
<b>Chana Both(MP and Raj. Origin) in Motors/trucks (each of around 9-15 tonne)</b>				
Delhi	112	130	230	175
<b>Chana Desi in Rs./Qtl.</b>				
Ganjasoda (M.P.)	1100	600	2900	NA
<b>Urad in Rs./Qtl.</b>				
Ganjasoda (M.P.)	3800	2700	550	NA
<b>Masoor (Kota-Raj.) in Motors/trucks.</b>				
Delhi	NA	NA	NA	NA
<b>Masoor (Sikri-Raj.) in Motors/trucks.</b>				
Delhi	NA	NA	NA	NA

**Disclaimer**

The information and opinions contained in the document have been compiled from sources believed to be reliable. The company does not warrant its accuracy, completeness and correctness. Use of data and information contained in this report is at your own risk. This document is not, and should not be construed as, an offer to sell or solicitation to buy any commodities. This document may not be reproduced, distributed or published, in whole or in part, by any recipient hereof for any purpose without prior permission from the Company. IASL and its affiliates and/or their officers, directors and employees may have positions in any commodities mentioned in this document (or in any related investment) and may from time to time add to or dispose of any such commodities (or investment). Please see the detailed disclaimer at <http://www.agriwatch.com/Disclaimer.php> © 2016 Indian Agribusiness Systems Pvt Ltd.