

---

**Content:**

**Highlights**

**Pulses-Wise Scenario**

1. Chana (Chickpeas / Bengal Gram)
2. Matar (Peas)
3. Tur (Pigeon Peas / Red Gram)
4. Masoor (Lentils)
5. Moong (Green Gram)
6. Urad (Black Matpe /Black Gram)
7. Planting Progress

**Appendix**

- ✓ Pulses Wise Technical Outlook For Current Week
- ✓ Pulses Import of the week.
- ✓ Pulses Production Forecast
- ✓ Indian Pulses Supply & Demand
- ✓ Pulses Production Snapshot by MOA – Total and Pulses-Wise
- ✓ Domestic pulses Production, Demand and Import (in Million Tonne) by MOA
- ✓ Canada Lentil Supply & Demand
- ✓ Australia Pulses Supply & Demand

**Commodity-wise Domestic, International Prices and Arrivals at Different Centers**

---

**Highlights-Domestic Market:**

- **Rabi pulses sowing area is running ahead by 34.36 % to 81.24 lakh ha as on 17<sup>th</sup> November-2017.** Chana area was registered at 60.69 against 43.91 lakh ha. Masur area was registered at 7.96 against 5.03 lakh ha, peas area was recorded at 4.38 against 3.70 lakh ha. Even Urad and Moong area was recorded at 1.59 against 1.11 & 0.39 against 0.44 lakh ha. Other pulses area was recorded at 1.76 against 1.54 lakh ha. Overall sowing progress is running good. Bumper area coverage is on the card once again.
- **Tur including some other pulses import from Mozambique is now on restricted list.** Now its restricted quantity will be 1.25 lakh ton for 2017-18. A MoU between both countries has been signed last week (18 Nov-2017). Out of total 1.25 lakh ton around 40,000 has already been imported. The rest 85,000 would be imported further with conditions like requirement of NOC from Mozambique authority and offloading at 5 selected ports like Mumbai Tuticorin, Chennai, Kolkata & Hazira.
- **NCDEX has demanded lifting of a ban on tur and Urad futures trading and welcomed the government's move to remove export curbs on all kinds of pulses.** Encouraging pulses export is a "path breaking" move at a time when their prices are ruling below the minimum support price (MSP) says exchange in its statement. As per Exchange it is the most suitable time for re-launching futures trading in pulses like tur and Urad.
- **Pulses importers from Mumbai have imported 292 containers of pulses at Nhava Sheva port.** M.V Northern Prelude having 292 containers is scheduled to arrive on 16th Nov-2017. Out of total 292 containers Chana/Chana dal share is 145 containers, followed by Yellow Peas-65 containers, Black Eyebeans-44 containers, Pigeon peas-19 containers and Lentil -14 containers. There is no containers of Moong, Urad and Moth.
- **Moong market is expected to trade firm. Arrival in Karnataka has declined.** Selling of Moong in Rajasthan has slowed down on improved demand. It traded up by Rs 100 to Rs 4500/4600 per quintal in Indore mandi. Demand improved in Maharashtra mandi too. Delhi market traded stable at Rs 4400/4700 per quintal.
- **NAFED procured around 1 lakh tone Moong in four states like Rajasthan, Telangana, Karnataka and Maharashtra till 13 Nov 2017.** It has been procured from kharif season crop at MSP under price support scheme.
- **Urad may trade stable to slightly weak as there is plenty of stock lying in the market.** In UP supply from Chandausi line continues and new crop is almost ready to be harvested. Besides, Black Masur from Kota line is available at lower price. So pressure on Urad may continue.
- **Some export deals (around 15,000 tone) have been heard for Moong and if export demand continues, moong would trade firm as arrivals started declining while MP, Bihar and UP crop would not arrive market before May-2018.** Burma offers Mung at \$780 per tonne while it is being traded at Rs 4600 to Rs 4700 in Indian markets.
- **Opening up of dal export might help cash market to recover but not before new year as there is a networking problem at export front.** Besides, global market is supplying pulses at very competitive price. There is a scope for Moong export as parity is in India's favour. Urad and Chana may trade under pressure while Tur, Lentils, peas and Moong may trade steady to slightly firm in this week.

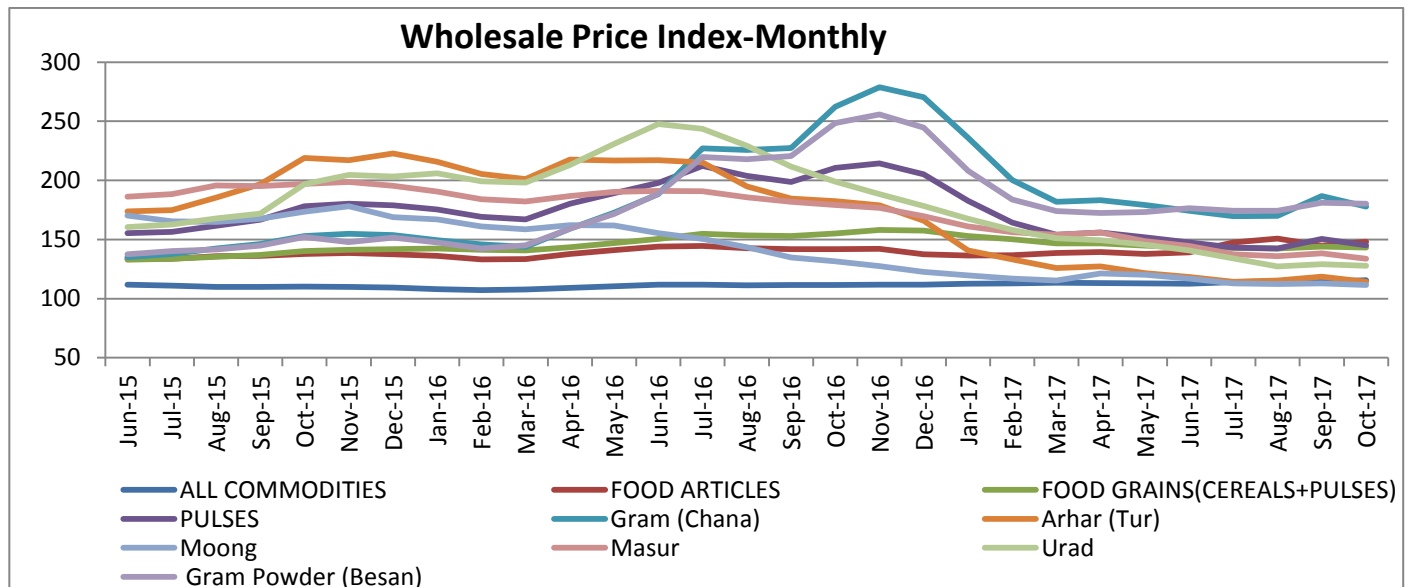
**International:**

- **As per the latest update by Board of Public Association “Community of Pulse Producers and Customers of Ukraine” (SPPBU), Ukraine is likely to increase pulses area by 30% in 2018. It was 5.02 lakh ha in 2017. Out of this peas area was 4.01 lakh ha. Ukraine has witnessed 2.5 times area increase under pulses in recent three years. Ukraine had produces 8 lakh tonne in 2016 and 13 lakh tonne in 2017. If area increases by 30 % in 2018, production would touch to 15 /16 lakh tonne under normal condition.**
- **Lentils production in Australia too is bound to decline from 8.3 to 4.19 lakh tonne in 2017-18. It is almost 50 % down from last year. Lentils area was reported higher by 16 % at 3.55 lakh ha. Due to rough weather condition Lentils production would decline to 4.19 lakh tonne. Even field peas production is bound to decline by 32.47 % to 2.8 lakh tonne in 2017-18. Australia had produced 4.15 lakh tonne field peas in 2016-17.**
- **Canadian Chickpeas Agriculture Canada has updated its production estimate for Chickpeas for marketing year 2017-18. According to new update Chickpeas production in Canada will improve from 58,000 (old estimate) to 81000 tonne against 82000 tonne produced last year. Export has been pegged at 85,000 tonne in MY 2017-18 against 1.52 lakh tonne during previous MY. Domestic use has been forecast at 6,000 tonne against 16,000 tonne last year.**
- **Dry bean production in US has been estimated sharply up by 23 % to 1.6 million tonne. Yield has been estimated at 1737 pound per acre. US farmers have planted 2.11 million acres in 2017. It was up by 27 % from 2016. In Michigan, harvest began in the third week of September as favorable weather aided in drying down the crop. As October got underway, 57% of the beans were harvested.**
- **Lentils area in Canada is Bound to decline from 23.72 to 17.43 lakh ha in 2017-18. It is lower by 23.54 % from last year. yield is expected to improve from 1.45 to 1.55 t per ha. Total production is expected to decline by 16 % from 32.48 to 27.25 lakh ha. As production would decline, total supply would decline by 10.43 % to 30.35 lakh t. Average price in 2017-18 may rule in the range of C\$720 to 750 per T.**
- **AAFC (Canada) has revised down peas production estimated from 42.50 to 41.50 lakh tonne for 2017-18. In last one month production estimate has been revised down by 1.50 lakh tonne for next season crop due to lower prevailing price and weak demand from India and Pakistan. Canada had produced 48.36 lakh tonne peas in 2016-17. Local farmers may opt for other lucrative crops if prices continue to hover at lower level.**
- **Peas import from Ukraine to India is bound to increase over 50 % to 6.5 lakh tonne in 2017-18 as bumper production seems very much on the card. Ukraine produced 7.45 lakh tonne peas last year.**
- **Lentils area in Canada is bound to decline from 23.72 to 17.43 lakh ha in 2017-18. It is lower by 23.54 % from last year. yield is expected to improve from 1.45 to 1.55 t per ha. Total production is expected to decline by 16 % from 32.48 to 27.25 lakh ha. As production would decline, total supply would decline by 10.43 % to 30.35 lakh t. Average price in 2017-18 may rule in the range of C\$720 to 750 per T.**
- **Chickpeas production in Australia is expected to decrease by 35.92 % to 11.88 lakh tonne in 2017-18 from record 18.54 lakh tonne 2016-17. Despite 4.43 % higher area coverage, production is bound to decrease drastically due to hot and dry weather condition prevalent in the major growing regions. Chickpeas area increased from 1052 to 1099 thousand ha in 2017-18.**

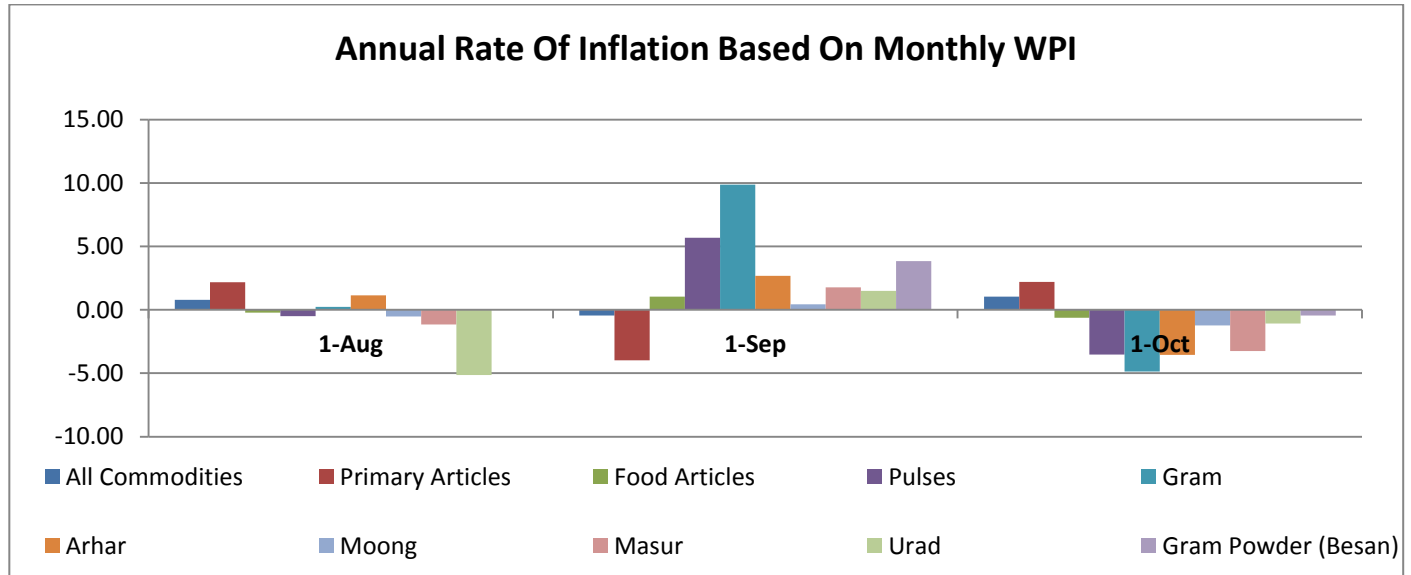


**Weekly Outlook:** -Pulses are likely to trade range bound to slightly firm in the near term.

**Monthly Wholesale Price Index:**



**Annual Rate Of Inflation:**



Index Numbers of Wholesale Price in India (Base: 2011-12=100)

Pulses WPI decreased by 5.2 point from 150.5 in Sep to 145.2 in Oct-2017.



## Pulses-Wise Scenario:

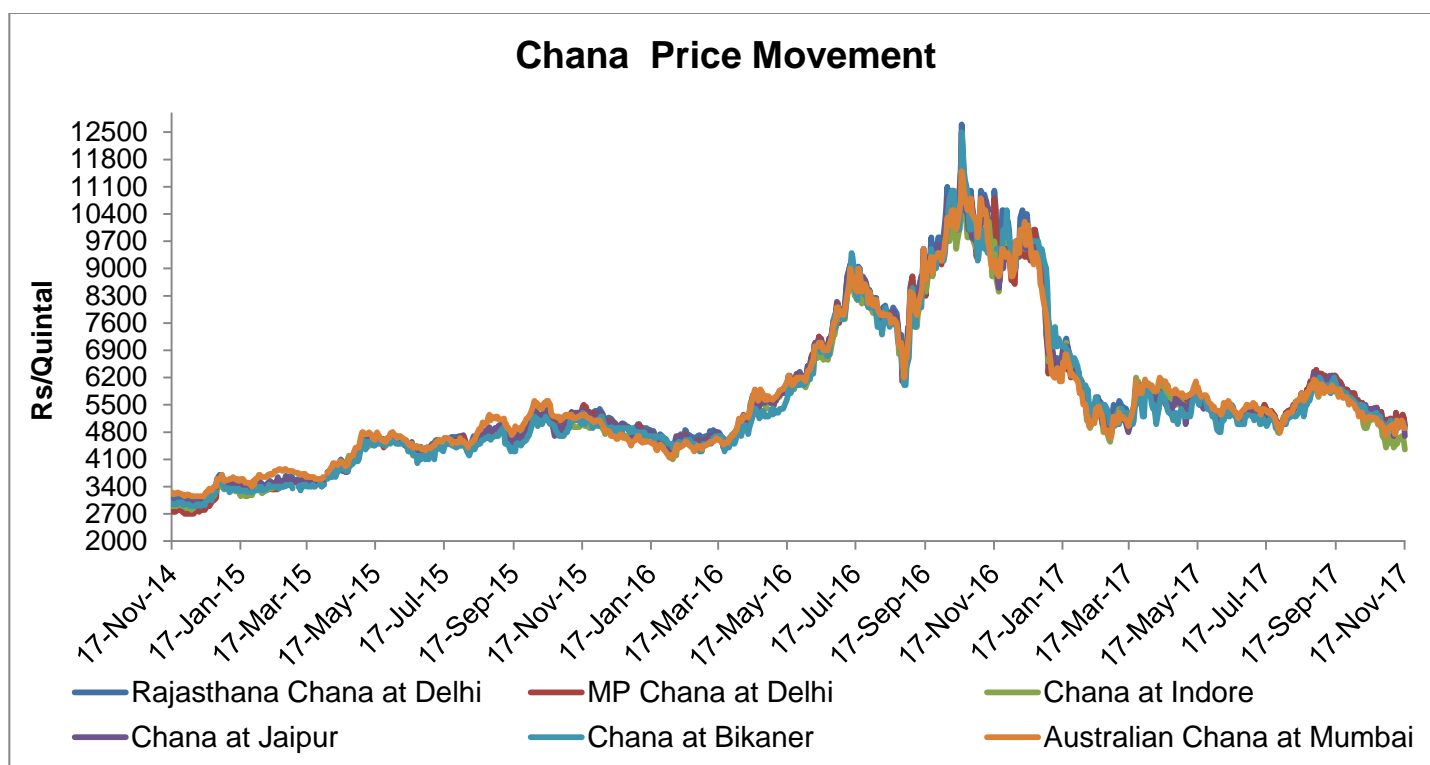
### Chana

#### Market Recap:

Chana market is likely to improve from current level and may continue to trade At Rs 5150 to 5350 per quintal in Delhi market despite higher area coverage report. Recent decision regarding opening of pulses export would not impact market much in the short term as it is difficult to seek buyers for Chana dal due to disparity and lack of export networking. Australia is quoting chana price at \$745/50 per ton. Domestic stock is said to be around 18 lakh ton. If we add import volume expected to hit Indian market in next 3 months, it brings total to 21 lakh ton, that is sufficient to take care of 3 months need. Overall tone seems bearish in the medium term.

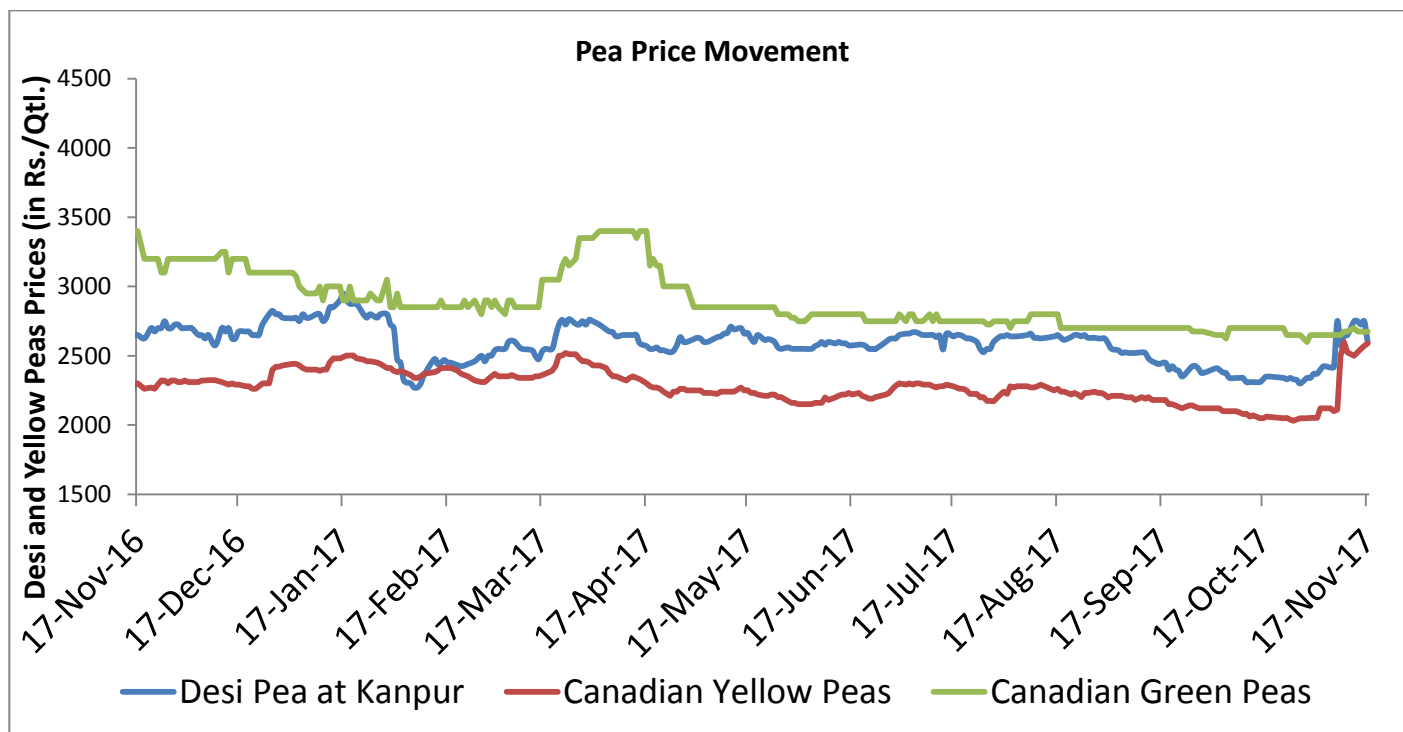
#### Current Scenario:

Chana all India average price increased by 0.54 percent to Rs 4952 per qtl. Chana is expected to recover from current level due to restricted selling. In Delhi market it is being traded at Rs 5200/5250 per qtl. In Mumbai Australian Chana is being offered at Rs 5000 per qtl. Overall outlook remains steady to slightly weak for Chana in the medium term. Dal import is possible in the second quarter of the new year. Following graph illustrates the chana price movement in different markets:



**Market Outlook:** Steady to slightly firm tone may prevail in the short term.

#### Peas (Matar):



### Market Recap:

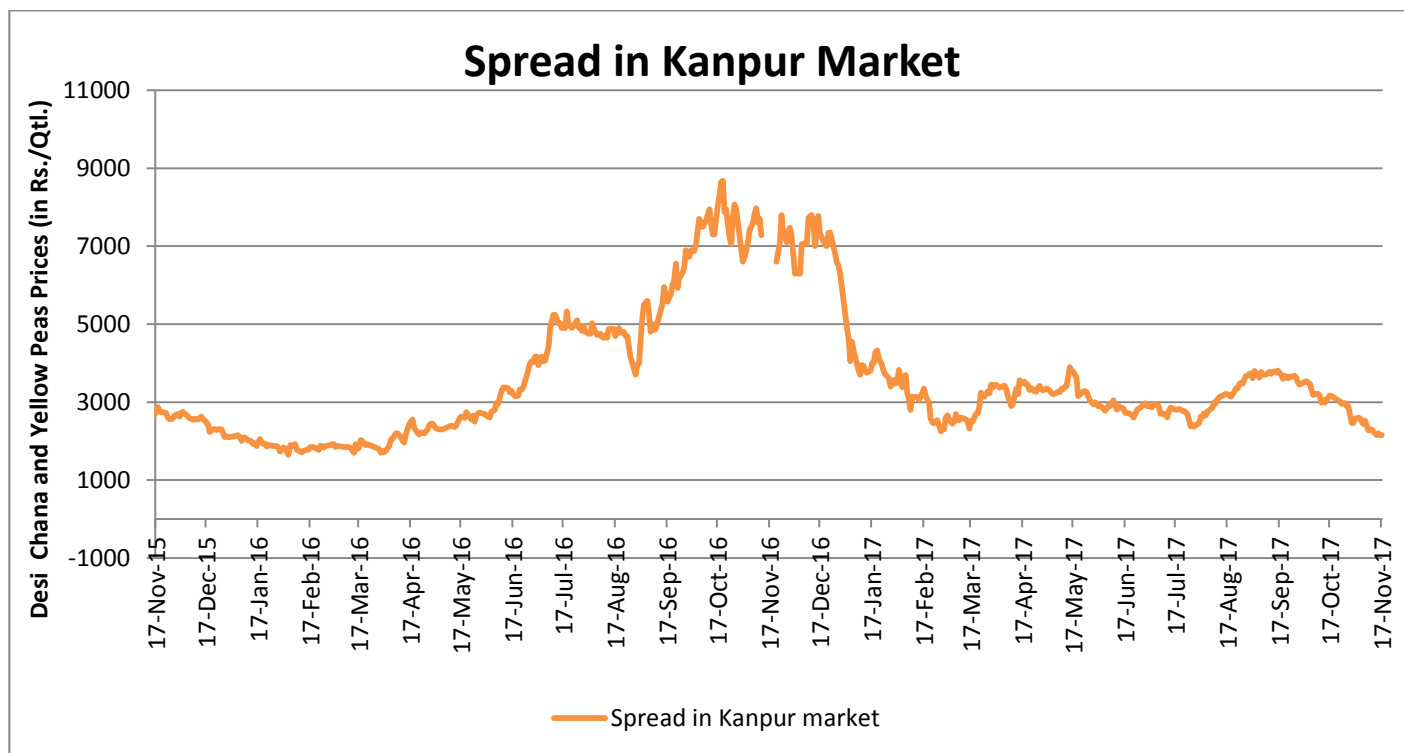
Imposition of 50 % duty on all Peas continues to drive peas market up. It moved up by 7.32 % to Rs 2725 per qtl. It may continue to trade firm in the near to medium term. Import flow is expected to come to halt. Coverage area is likely to increase due to price factor. It is running ahead by 18.27 % to 4.38 lakh ha so far. Overall outlook remains firm.

### Current Market Dynamics & Outlook:

At Kanpur, Desi Peas traded slightly firm taking clue from increased import duty. It moved slightly up by 7.32 % to Rs 2725 per qtl. Firmness is expected as import would come to a halt now. Average price of all peas increased by 6.32% to Rs 2641 per qtl. Canadian matar is being traded at Rs 2590 in Mumbai while Russian Matar quoted at Rs 2560 per qtl. Harimatar traded at Rs 2750 per qtl. Market is expected to trade firm in the near term to medium term.

### Spread With Chana:

Spread between Chana and Peas at Kanpur market increased by Rs 850 to Rs 3269 per qtl owing to increased peas price. Spread is expected to move in the range of 3000 to 3200 per quintal in the coming weeks on relative movement in Chana prices. Uptrend depends on Chana price movement. Overall outlook seems firm in the short term to medium term.



#### Market Outlook:

Prices of Peas are likely to trade steady to slightly firm taking clue from steady quotes in forward months and firm Chana price. Offtake from ports was reported at improved level. Retention has increased in peas market. Short & medium term outlook remains firm.

#### Lentils (Masoor):

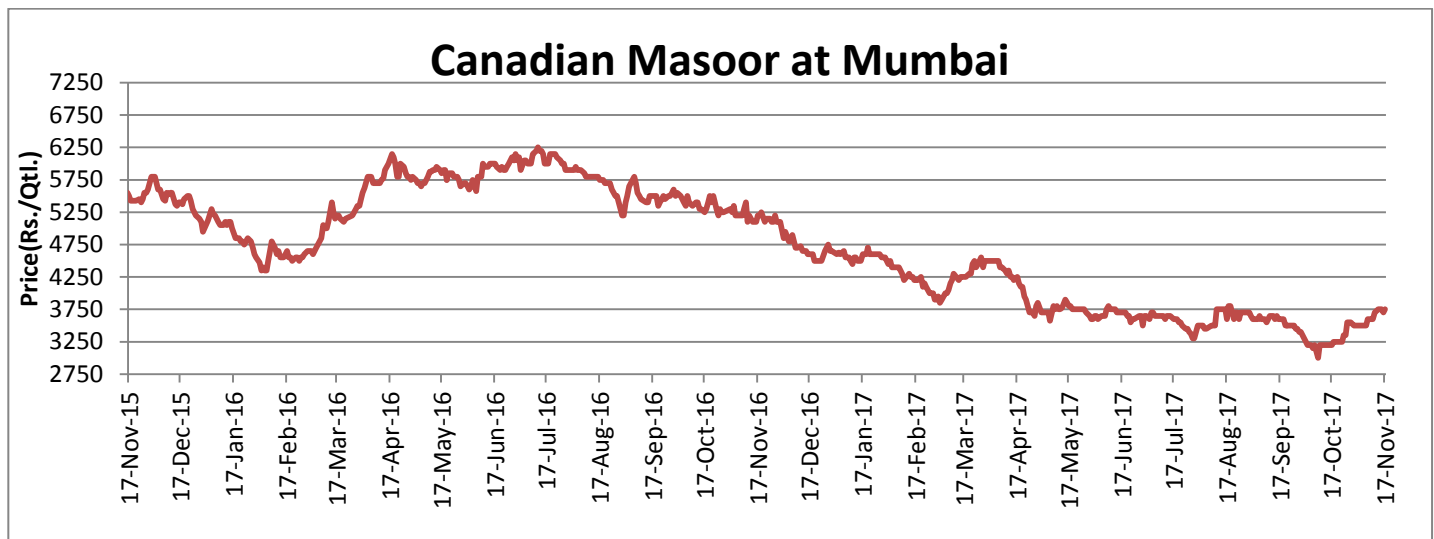
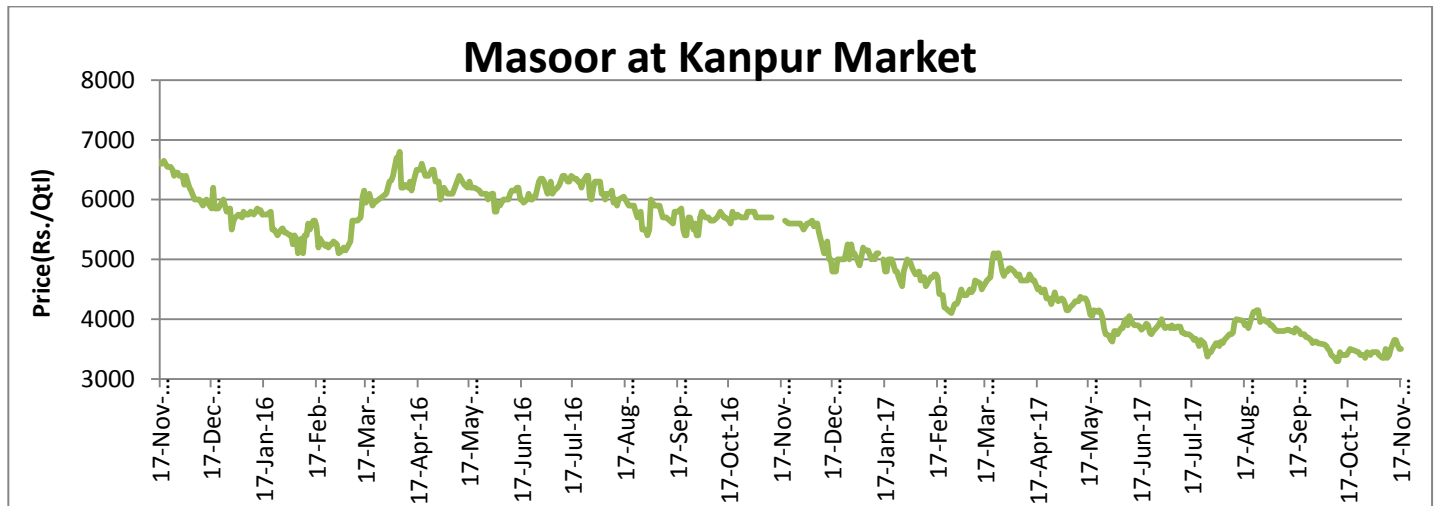
##### Market Recap:

Kanpur market opened with a firm note in the beginning of the week and could not sustain at higher level despite restricted import flow and opening up of dal export..Area under Lentils is bound to increase this year as overall sowing trend is higher by 58.25% to 7.96 lakh ha so far. Overall sentiments remain steady to slightly firm in the short to medium term. Australian Red whole Lentils (nipper Type) is being offered at \$505 for tone for dec delivery. Nugget type is being offered at \$500 per tone for Dec delivery. Stakeholders should buy on dip..

##### Current Scenario:

Weekly average price increased by 5.05 % to Rs 3562 per qtl. Currently in Mumbai it is being quoted at Rs 3550/3600 per qtl. Canadian Massor is showing steady movement and was traded in the range of Rs.3500 - 3550 per quintal. Steady to firm tone may prevail this week .The following chart shows the masoor prices movement in key markets:-





**Market Outlook:** Prices are likely to notice range bound to slightly firm movement this week.

#### Pigeon Pea (Tur/Toor):

#### Market Recap:

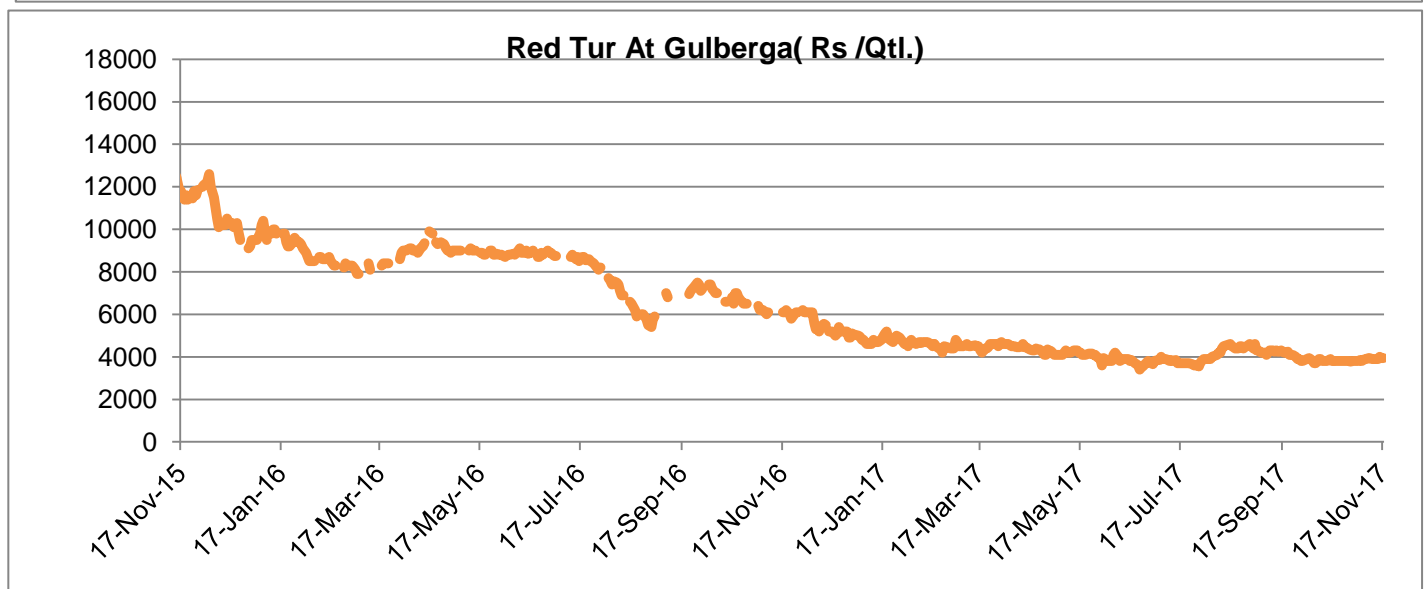
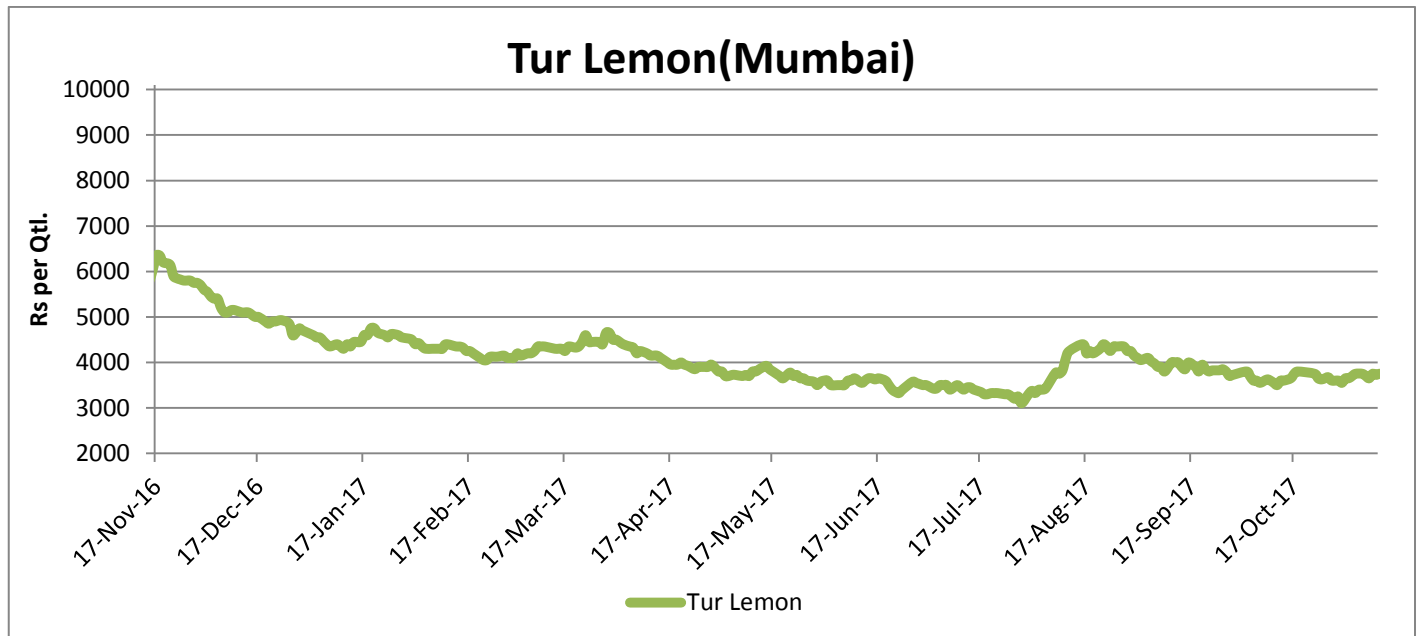
During review week, Desi and imported Tur traded slightly firm on improved demand from stockiest and retail sector. Opening up dal export and restricted import quantity from Mozambique may support Tur market at current level despite arrivals from new crop. Govt.'s buying too may support market. Agriwatch expects export from next year after March to a certain extent. However, one way uptrend is unlikely as govt has around 0.8 MMT stock. Market is expected to stabilize at current level. Buy on dip is good.





**Current Market Dynamics & Outlook:**

Imported Tur prices noticed firm movement during the week under review. Stockists continued to retain stock despite new arrivals. Yield is considered to be lower by 10 to 15 % this year. It may boost price by Rs 100 more from current level. However medium term outlook remains weak. Tur lemon (imported) average price for the week, increased by 3.92 % to Rs 3928/ per qtl in Mumbai. While lemon is being quoted at Rs 3950/4000 in Gulberga. Steady to slightly firm tone may prevail in the market.



**Market Outlook:** Tur prices are likely to show steady to slightly firm movement this week.



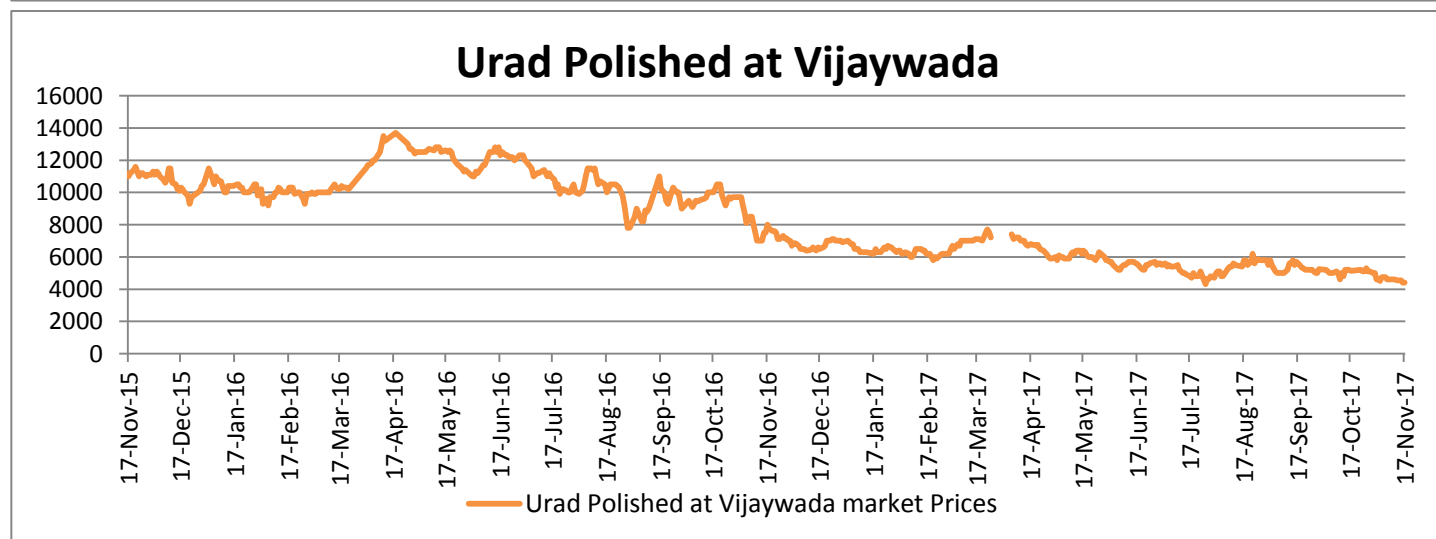
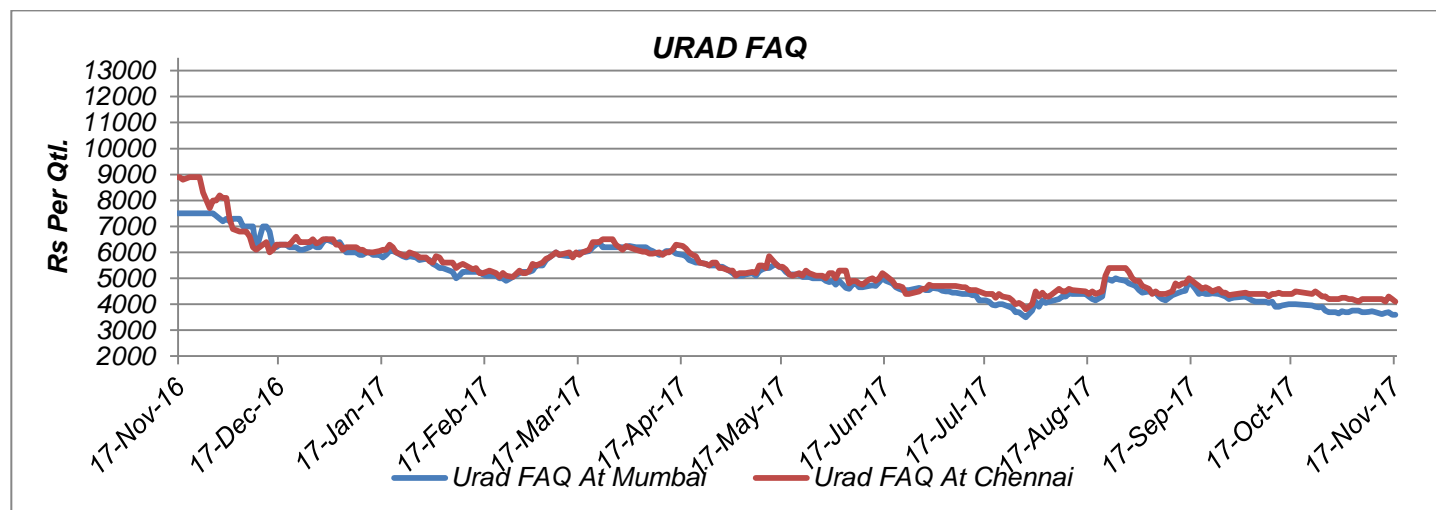
**Black Matpe (Urad):**

**Market Recap:**

During the review period, imported and desi Urad prices noticed weak momentum due to slack demand at current level and restricted buying activities. Commencement of procurement may support Urad market in coming weeks. Urad FAQ Mumbai is being quoted at Rs 3600 and in Chennai at Rs 4100/4150per qtl. Down ward Correction in Urad price is likely as market is still waiting for demand..

**Current Market Dynamics & Outlook:**

Urad FAQ at Mumbai (Rs.3600/36050Qtl.) and Chennai (Rs.4100/4150 Qtl.) noticed weak tone,at Vijayawada prices traded at Rs 4400/4450. Range bound to weak movement might be seen in Urad market .The following graph shows the prices movement in different markets:-





**Market Outlook:** *Urad Prices are likely to show steady to weak momentum this week*

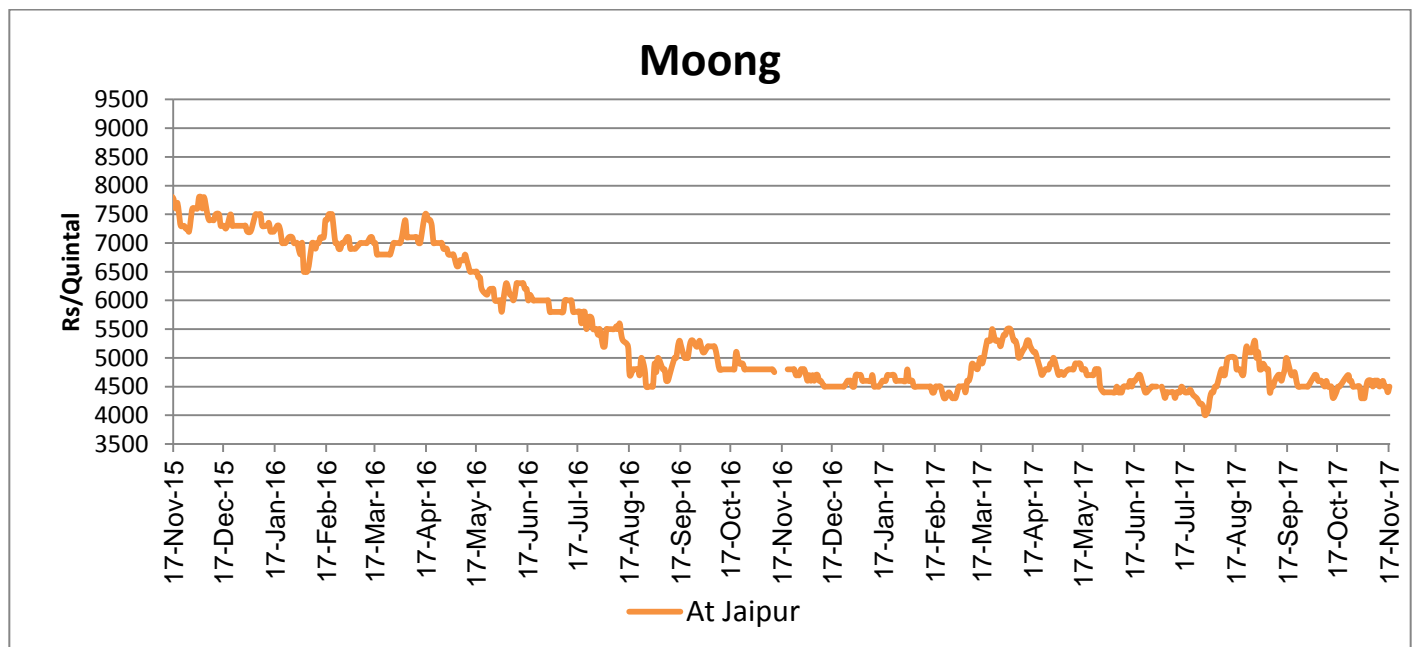
### Green Gram (Moong):

#### Market Recap:

*Desi moong prices noticed firm movement during the week under review. New arrival is restricting uptrend. Overall tonne remains firm due to declining arrivals. Steady forward quotes and commencement of procurement remain supportive for Moong market. Sellers have restricted selling. Moong stayed steady at Rs 4500 during the week under review. Steady to firm tone may prevail.*

#### Current Market

*Moong at Jaipur showed steady to firm movement and traded in the range of Rs 4450/4550 per quintal. Market may trade steady to firm this week due to some export demand.*



**Market Outlook:** *Moong prices are likely to trade steady firm in the near term.*



### All Pulses Progressive Sowing As on 17 Nov 2017:

Rabi Pulses Progressive Sowing Area Coverage Till 17.11.2017 ( Area in Lakh Ha)						
Crop Name	Normal Area for whole Kharif Season	Normal Area as on date	Area sown reported			
			This Year 2017	% of Normal for whole season	Last Year 2016	% diff. till date from last year
Gram	86.80	38.03	60.69	69.9	43.91	38.21
Lentil	14.14	4.84	7.96	56.2	5.03	58.25
Peas	8.72	4.57	4.38	50.2	3.70	18.27
Kulthi(Horse Gram)	2.20	2.34	2.60	118.5	2.01	29.62
Urad	7.85	1.54	1.59	20.2	1.51	5.16
Moong	9.26	0.45	0.39	4.2	0.44	-10.09
Lathyrus	4.70	1.50	1.87	39.7	2.32	-19.69
Others	3.55	1.50	1.76	49.6	1.54	14.39
<b>Total Pulses</b>	<b>137.22</b>	<b>54.78</b>	<b>81.24</b>	<b>59.2</b>	<b>60.46</b>	<b>34.36</b>

### Statewise Rabi Pulses Sowing as on 17 Nov 2017:

States /Area in Lakh ha(17.11.2017)	State wise total Rabi pulses					Over last year	
	Normal Area	Average Area	Area sown reported			Absolute Change	% Change
			This Year	% of Normal	Last Year		
Andhra Pradesh	9.95	2.83	3.31	33.3	2.29	1.02	44.7
Arunachal Pradesh	0.06	0.02	0.00	0.0	0.00	0.00	#DIV/0!
Assam	1.34	0.38	0.20	14.9	0.12	0.08	66.7
Bihar	4.66	0.47	0.85	18.3	0.80	0.05	6.3
Chhattisgarh	6.57	1.80	2.14	32.6	2.74	-0.60	-21.9
Goa	0.07						#DIV/0!
Gujarat	2.54	0.22	1.14	44.7	0.43	0.71	163.8
Haryana	1.10	0.40	0.36	32.7	0.24	0.12	50.0
Himachal Pradesh	0.12	0.07	0.00	0.0	0.00	0.00	#DIV/0!
Jammu & Kashmir	0.03	0.05	0.00	0.0	0.00	0.00	#DIV/0!
Jharkhand	2.38	0.00	0.00	0.0	0.00	0.00	#DIV/0!
Karnataka	11.72	9.87	12.70	108.3	8.75	3.95	45.1
Kerala	0.02						#DIV/0!
Madhya Pradesh	40.74	18.08	30.90	75.8	19.12	11.78	61.6
Maharashtra	14.80	4.53	7.72	52.1	5.43	2.29	42.2
Manipur	0.26			0.0			#DIV/0!
Meghalaya	0.04	0.01	0.00	0.0	0.00	0.00	#DIV/0!
Mizoram	0.02			0.0			#DIV/0!
Nagaland	0.20			0.0			#DIV/0!
Odisha	3.37	1.40	1.77	52.5	2.04	-0.27	-13.2
Punjab	0.34	0.03	0.00	0.0	0.00	0.00	#DIV/0!
Rajasthan	14.23	5.67	9.87	69.4	10.49	-0.62	-5.9
Sikkim	0.00						#DIV/0!
Tamil Nadu	5.21	1.28	1.64	31.5	1.03	0.61	59.3
Telangana	1.29	0.76	0.54	41.9	0.70	-0.16	-22.9
Tripura	0.04			0.0			#DIV/0!
Uttar Pradesh	14.05	6.49	7.47	53.2	5.72	1.75	30.7
Uttarakhand	0.18	0.06	0.11	61.5	0.10	0.01	10.0
West Bengal	1.86	0.37	0.51	27.5	0.46	0.05	11.8



Pondicherry	0.02						#DIV/0!
Others	0.04	0.00	0.00		0.00		#DIV/0!
All-India	137.22	54.78	81.24	59.2	60.46	20.78	34.4

### Ises Wise Technical Outlook For The Week:-

#### Chana:



**Outlook** –We expect prices to show steady to slightly weak movement in the coming days.

- Candlestick chart denotes steady to weak movement in the market.
- RSI is moving down in neutral region.
- Expected price band for chickpea is 5000 to 5350 in this week in Delhi market.

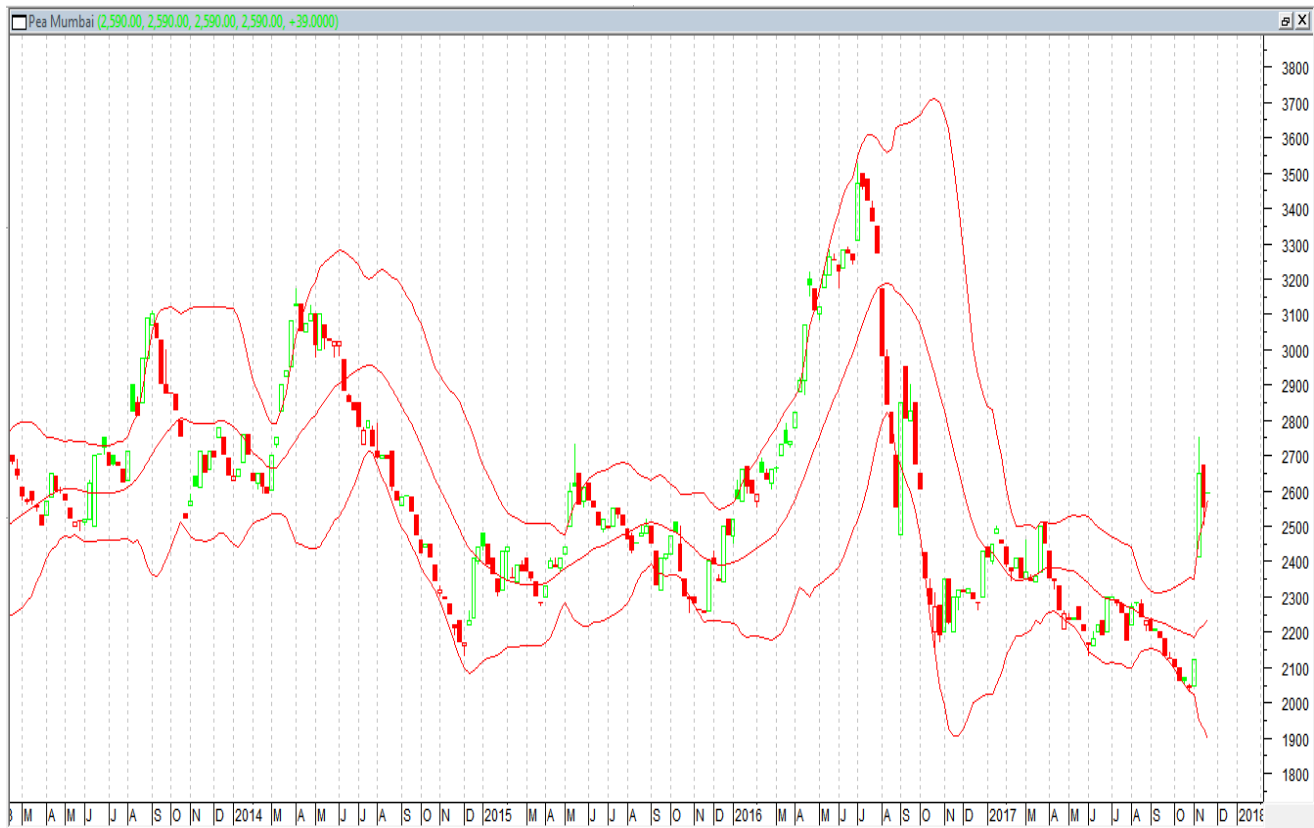
**Strategy:** Sell on rise

**Trade Recommendations:** Market participants are advised to go short near 5300 levels for a target of 5200 and 5150 with a stop loss at 5350 on closing basis.

#### Chana Physical

Support & Resistance				
S2	S1	PCP	R1	R2
5000	4900	5200	5350	5500

**Spot Market outlook:** Chana prices are likely to show steady to slightly firm movement.

**Peas:****Yellow Peas -Canadian Origin (at Mumbai) - Spot Market Weekly Chart**

**Outlook –** Agriwatch expects prices to show range bound to firm movement in the coming days.

- Candlestick chart denotes range bound to slightly firm movement in the market.
- RSI is moving up in neutral region.
- Expected price band for pea is 2600-2750 levels in this week.

**Strategy:** Buy on dip

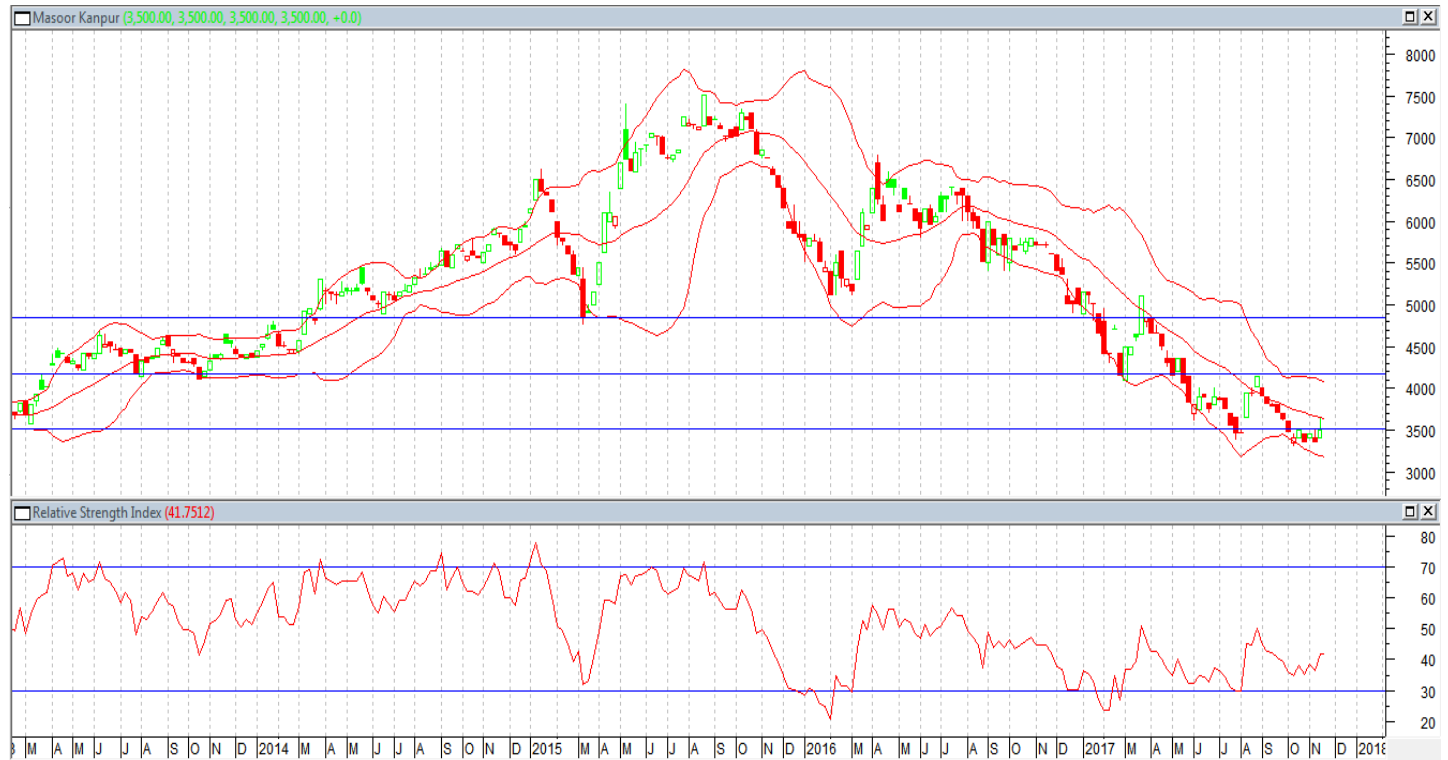
**Recommendations:** Buy around 2700 with the first target of 2550 and second target 2400 with stop loss at 2600 level.

Support & Resistance				
S2	S1	PCP	R1	R2
2300	2400	2650	2750	2850

**Masoor:**



**Desi Masoor (at Kanpur) Spot Market Weekly Chart:**



**Outlook** –Steady to slightly firm overment is likely to be noticed in coming week.

- Chart depicts range bound to slightly firm movement in the market.
- RSI oscillator is moving down in neutral region.
- Expected price range is 3400-3650

**Strategy:** Sell on rise

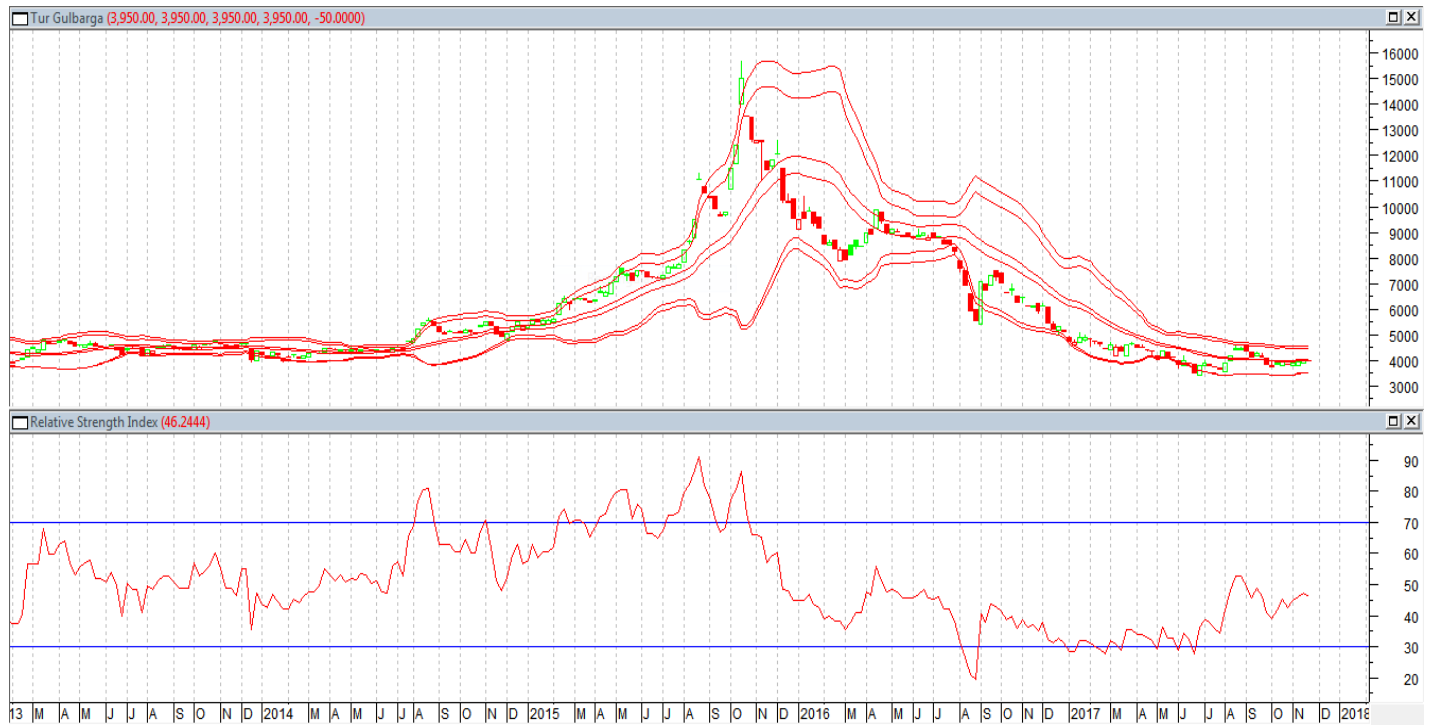
**Trade Recommendations:** Sell around 3550 with the first target of 3400 and second target 3350 with stop loss at 3600 level.

Support & Resistance				
S2	S1	PCP	R1	R2
3300	3400	3500	3750	3950

**Tur:**



### Tur (at Gulbarga) Spot Market Weekly Chart:



**Outlook** - We expect prices to show range bound to firm movement in the coming week.

- Candlestick chart denotes w firm movement in the market.
- Oscillator RSI is moving down in neutral region.
- Expected price range is 3700-3900

**Strategy:** Buy on dip

**Trade Recommendations:** -Go long around 3800 with the first target of 3850 and second target 3950 with stop loss at 3750 levels.

Support & Resistance				
S2	S1	PCP	R1	R2
3500	3650	3750	3950	4000

Urad

**Urad FAQ- Burma Origin (at Mumbai) Spot Market Weekly Chart:**


**Outlook –** We expect steady to weak momentum to continue in the coming week.

- Candlestick chart shows range bound to weak movement in the market.
- RSI is moving down in neutral region.
- Expected price range is 3650-4000

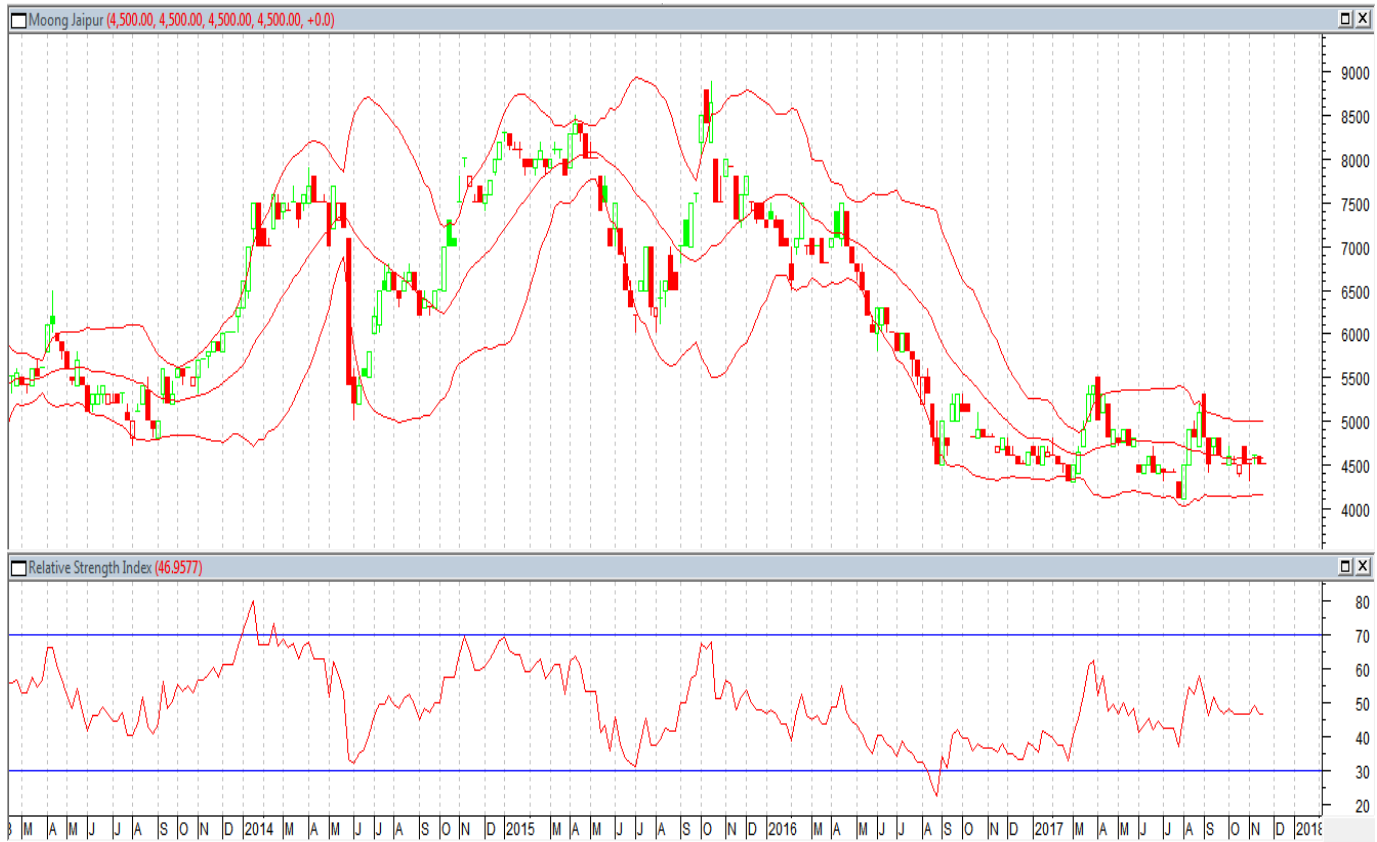
**Strategy:** Sell on rise

**Trade Recommendations:** Sell near 3850 for a target of 3750 and 3650 keeping stop-loss at 4000

Supports & Resistances				
S2	S1	PCP	R1	R2
3650	3700	3700	4050	4200



**Moong:**  
**Desi Moong (at Jaipur) Spot Market Weekly Chart**



**Outlook -** We expect prices to show range bound to slightly weak movement in the coming week.

- Candlestick chart depicts steady to weak movement in the market.
- RSI is moving down in neutral region.
- Expected price band is 4500-4700 levels.

**Strategy: Buy on dip**

- Trade Recommendations: Go Long near 4550 with target of 4700 and 4800 keeping stop loss of 4500 levels.

Support & Resistance				
S2	S1	PCP	R1	R2
4300	4400	4600	4800	5050

**AW Pulses Productions revised Estimate For 2017-18**

Production in 2017-18 (in Lakh Tonne)				
Pulses	Season	2015-16	2016-17	2017-18*



<b>Tur</b>	Kharif	<b>24.9</b>	<b>38.59</b>	<b>28.76</b>
<b>Gram</b>	Rabi	<b>67.04</b>	<b>90.19</b>	<b>94.1</b>
<b>Urad</b>	Kharif	10.7	17.43	19.19
	Rabi	5.1	8.52	5.78
	<b>Total</b>	<b>15.8</b>	<b>25.95</b>	<b>24.97</b>
<b>Moong</b>	Kharif	10.34	14.6	13.68
	Rabi	4.8	5.95	5.57
	<b>Total</b>	<b>15.1</b>	<b>20.55</b>	<b>19.25</b>
<b>Lentil</b>	Rabi	<b>10.2</b>	<b>11.78</b>	<b>11.85</b>
<b>Peas</b>	Rabi	<b>9.22</b>	<b>8.89</b>	<b>10.49</b>
<b>Grand Total</b>		<b>142.26</b>	<b>195.95</b>	<b>189.42</b>
*AW Revised Estimate				

### Indian Pulses Supply & Demand

Combined Balance Sheet Of Pulses-2016-17 & 2017-18										
(*All quantities in Lakh tonnes)	Urad(Kha-Rabi)		Moong(Kha-Rabi)		Tur		Chana		Masur	
Marketing Year	2016-17	2017-18*	2016-17	2017-18*	2016-17	2017-18*	2016-17	2017-18*	2016-17	2017-18*
Opening Stocks	3.3	<b>8.77</b>	5.33	<b>8.9</b>	0.9	<b>9.53</b>	1.9	<b>12.89</b>	5.27	<b>3.95</b>
Production /Fresh arrival	<b>23.97</b>	<b>24.97</b>	20.13	<b>19.25</b>	38.59	<b>31.19</b>	<b>90.19</b>	<b>92.12</b>	10.4	<b>11.68</b>
Imports	5	<b>1.5</b>	2.24	<b>1.5</b>	7.04	<b>2</b>	<b>9.8</b>	<b>2</b>	7	<b>8</b>
<b>Total Supply (Opening Stocks+ Production+ Imports)</b>	32.27	<b>35.24</b>	27.7	<b>29.65</b>	46.53	<b>42.72</b>	<b>101.89</b>	<b>107.01</b>	22.67	<b>23.63</b>
Exports	0	<b>0</b>	0	<b>0</b>	0	<b>0</b>	<b>0</b>	<b>0</b>	0	<b>0</b>
Consumption	23.5	<b>25.5</b>	18.8	<b>20.5</b>	37	<b>35</b>	<b>89</b>	<b>92</b>	18.72	<b>20</b>
Total Use( Export + Consumption)	23.5	<b>25.5</b>	18.8	<b>20.5</b>	37	<b>35</b>	<b>89</b>	<b>92</b>	18.72	<b>20</b>
Ending Stocks (Total Supply - Total Use)	<b>8.77</b>	<b>9.74</b>	<b>8.9</b>	<b>9.15</b>	<b>9.53</b>	<b>7.72</b>	<b>12.89</b>	<b>15.01</b>	<b>3.95</b>	<b>3.63</b>

\*Agriwatch Preliminary Estimate:

Source-Ministry of Agriculture, IPGA, Trade Sources, CACP

### Indian Pulses MSP

MSP (Rs/Quintal)	2011-12	2012-13	2013-14	2014-15	2015-16	2016-17	2017-18
Tur (Arhar)	3200*	3850	4300	4350	4625**	5050***	5450**
Moong	3500*	4400	4500	4600	4850**	5225***	5575**
Urad	3300*	4300	4300	4350	4625**	5000***	5400**
Gram	2800	3000	3100	3175	3425	4000 ***	
Lentil (Masur)	2800	2900	2950	3075	3325	3925 **	

\*: Additional Bonus of Rs 500 per quintal for market arrivals within the first two months of harvesting



\*\* : Additional Bonus of Rs 200 per quintal, \*\*\*: Additional Bonus of Rs 425 per quintal

### Pulses Production Snapshot by MOA:

4th Adv Estimate By DES(Released On 16.08.2017)								2015-16		2016-17	
Pulses	Season	2009-10	2010-11	2011-12	2012-13	2013-14	2014-15	4th Adv Est	Final	Target	4th Adv Est.
<b>Tur</b>	Kharif	2.46	2.86	2.65	3.02	3.17	2.81	2.46	2.56	3.62	4.78
<b>Gram</b>	Rabi	7.48	8.22	7.7	8.83	9.53	7.33	7.17	7.06	9.6	9.33
<b>Urad</b>	Kharif	0.81	1.4	1.23	1.43	1.15	1.28	1.39	1.25	1.45	2.17
	Rabi	0.42	0.36	0.53	0.47	0.55	0.68	0.81	0.7	0.7	0.63
	Total	1.23	1.76	1.76	1.9	1.7	1.96	2.2	1.95	2.15	2.8
<b>Moong</b>	Kharif	0.44	1.53	1.24	0.79	0.96	0.87	1.02	1	1.22	1.62
	Rabi	0.25	0.27	0.4	0.4	0.65	0.64	0.59	0.59	0.65	0.55
	Total	0.69	1.8	1.64	1.19	1.61	1.51	1.6	1.59	1.87	2.16
<b>Other Pulses</b>	Kharif	0.49	1.33	0.93	0.62	0.71	0.77	0.67	0.72	0.96	0.86
<b>Other Pulses</b>	Rabi	2.31	2.27	2.4	2.73	2.53	2.77	2.37	2.47	2.55	3.02
	Total	2.8	3.6	3.33	3.35	3.24	3.54	3.04	3.19	3.51	3.88
<b>Total Pulses</b>	Kharif	4.2	7.12	6.05	5.86	5.99	5.73	5.54	5.53	7.25	9.42
<b>Total Pulses</b>	Rabi	10.46	11.12	11.03	12.43	13.26	11.42	10.93	10.82	13.5	13.53
<b>All India</b>	Grand Total	14.66	18.24	17.08	18.29	19.25	17.15	16.47	16.35	20.75	20.95

### Canada Lentil Production Estimate:

Canada Lentils ( Crop year is August-July.)	2015-2016	2016-2017[f]	2017-2018[f]
<b>Area seeded (kha)</b>	1,633	2,372	1,783
<b>Area harvested (kha)</b>	1,630	2,323	1,753
<b>Yield (t/ha)</b>	1.56	1.4	1.55
<b>Production (kt)</b>	2,541	3,248	2,725
<b>Imports (kt) [b]</b>	16	100	15
<b>Total supply (kt)</b>	2,922	3,422	3,065
<b>Exports (b)</b>	2,145	2,400	2,200
<b>Total Domestic Use (c)</b>	704	697	665
<b>Carry-out Stocks (kt)</b>	73	325	200
<b>Stocks-to-Use Ratio</b>	3	10	7
<b>Average Price (d)</b>	965	575	720-750

### Canada Pea Production Estimate:

Canada Dry Peas	2015-2016	2016-2017[f]	2017-2018[f]
Area seeded (kha)	1,489	1,715	1,656
Area harvested (kha)	1,470	1,686	1,630



Yield (t/ha)	2.18	2.87	2.45
Production (kt)	3,201	4,836	4,000
Imports (kt) [b]	15	25	25
Total supply (kt)	3,900	5,037	4,150
Exports (b)	2,647	3,800	3,200
Total Domestic Use (c)	1,077	1,112	900
Carry-out Stocks (kt)	176	125	50
Stocks-to-Use Ratio	5	3	1
Average Price (d)	365	300	280-310

## Australia Supply &amp; Demand

Winter crops	New South Wales		Victoria		Queensland		South Australia		Western Australia		Tasmania	
	area	pro d.	area	pro d.	area	prod .	area	pro d.	area	pro d.	area	pro d.
	'000 ha	kt	'000 ha	kt	'000 ha	kt	'000 ha	kt	'000 ha	kt	'000 ha	kt
<b>Chickpeas</b>												
2017–18 f	478	478	25	30	560	650	30	30	6	0	0	0
2016–17 s	480	792	16	28	533	1,000	19	27	4	7	0	0
2015–16 s	398	489	13	3	252	371	11	7	4	4	0	0
Five-year average to 2016–17	317	439	31	37	277	445	18	20	4	5	0	0
<b>Field peas</b>												
2017–18 f	52	55	45	50	0	0	90	110	31	66	0	0
2016–17 s	50	85	49	100	0	0	100	175	31	55	0	0
2015–16 s	48	73	54	21	0	0	114	82	22	29	0	0
Five-year average to 2016–17	50	68	51	64	0	0	110	140	34	43	0	0
<b>Lentils</b>												
2017–18 f	4	4	170	150	0	0	180	265	0	0	0	0
2016–17 s	5	10	140	350	0	0	160	470	0	0	0	0
2015–16 s	1	3	107	40	0	0	115	137	1	1	0	0
Five-year average to 2016–17	2	3	98	132	0	0	111	203	1	1	0	0
<b>Lupins</b>												
2017–18 f	63	63	35	30	0	0	60	70	350	365	0	0
2016–17 s	51	66	33	60	0	0	70	100	361	805	0	0
2015–16 s	95	111	46	31	0	0	62	53	331	457	0	0
Five-year average to 2016–17	63	73	34	35	0	0	63	76	306	480	0	0

Australia Area &amp; Production Estimate:



Crop	Area			Production			Area % Ch(17-18)	Production % Ch(17-18)
	S-Est. 2015-16	2016-17 s	2017-18 f	2015-16	2016-17 s	2017-18 f	From 2016-17	From 2016-17
F-Forecast	'000 ha	'000 ha	'000 ha	kt	kt	kt	'000 ha	kt
Chickpeas	677	1,052	1,099	875	1,854	1,188	4.43	-35.92
Faba beans	220	230	213	301	477	341	-7.61	-28.55
Field peas	238	230	218	205	415	280	-5.21	-32.47
Lentils	225	306	355	182	830	419	16.03	-49.56
Lupins	534	515	508	652	1,032	528	-1.26	-48.80

### Pulses Weekly Price, Wholesale, Retail and Arrival Sheet:

Pulses Variety/Origin	Market	Price Type	16-Nov-17	9-Nov-17	16-Oct-17	16-Nov-16
Chana (Australia) in \$/t	Mumbai (Mah.)-Cnf	Spot	NA	NA	NA	NA
	Tuticorin (T.N.)-Cnf	Spot	NA	NA	NA	NA
Chana (Australia) in Rs./Qtl.	Kolkatta (W.B.)	Spot	5250	5450	5400	10000
	Mumbai (Mah.)	Spot	5000	5100	5200	9100
	Tuticorin (T.N.)	Spot	NA	NA	NA	NA
Chana (Both Desi and kantewala) in Rs./Qtl.	Ramganj (Raj.)	Spot	4350	3800	NA	8800
Chana (Ethiopia) in Rs./Qtl.	Mumbai (Mah.)	Spot	NA	NA	NA	8200
Chana (Raj.) in Rs./Qtl.	Delhi	Spot	5150	5300	5375	10000
Chana (Tanzania) in \$/t	Mumbai (Mah.)-Cnf	Spot	NA	NA	NA	NA
Chana (Tanzania) in Rs./Qtl.	Mumbai (Mah.)	Spot	NA	NA	NA	8800
Chana Annagiri in Rs./Qtl.	Akola (Mah.)	Spot	4600	5000	NA	7500
	Gulbarga (KA)	Spot	5000	5200	5200	NA
	Latur (Mah.)	Spot	4500	4900	NA	9000
	Nagpur (Mah.)	Spot	4800	4600	5300	9000
	Nanded (Mah.)	Spot	4600	5100	5200	NA
	Udgir (Mah.)	Spot	4900	5000	NA	9400
	Yadgir (KA)	Spot	NA	NA	NA	NA
Chana Besan in Rs./Qtl.	Delhi	Spot	6143	6357	6643	12929
Chana Chapa in Rs./Qtl.	Akola (Mah.)	Spot	4600	5000	NA	7500
	Barshi (Mah.)	Spot	4200	4300	4400	7500
	Nagpur (Mah.)	Spot	4700	4500	5200	9000
Chana Dall (Average Quality) in Rs./Qtl.	Indore (M.P.)	Spot	6100	6100	6500	NA



Chana Dall (Branded) in Rs./Qtl.	Gulbarga (KA)	Spot	6500	6400	6800	NA
Chana Dall in Rs./Qtl.	Agartala	Retail	8300	8300	8500	13700
		Wholesale	7600	7600	7800	13300
	Agra	Retail	7100	7200	7100	13000
		Wholesale	6900	6800	6800	12500
	Ahmedabad	Retail	7000	7000	7200	12700
		Wholesale	6700	6700	6900	12500
	Aizwal	Retail	NA	NA	NA	NA
		Wholesale	NA	NA	NA	NA
	All India Maximum Price	Retail	13200	13200	13200	15000
		Wholesale	10700	10700	10700	14000
	All India Minimum Price	Retail	6000	6100	6400	7000
		Wholesale	5000	5900	6000	6500
	All India Modal Price	Retail	8000	7500	7750	14000
		Wholesale	6500	6766.67	7000	12500
	Amritsar	Retail	8000	8000	8500	12800
		Wholesale	5000	NA	6800	12500
	Bathinda	Retail	8000	8000	NA	14000
		Wholesale	7200	7000	NA	12000
	Bengaluru	Retail	8600	8600	8600	14200
		Wholesale	7600	7600	7600	14000
	Bhagalpur	Retail	8000	8000	8000	12000
		Wholesale	7000	7000	7000	11500
	Bhopal	Retail	7500	7500	8000	13000
		Wholesale	7000	7000	7500	12200
	Bhubaneshwar	Retail	7000	7200	7600	13000
		Wholesale	6500	6700	7000	12500
	Chandigarh	Spot	6500	7100	7300	12750
		Wholesale	7000	7500	7700	13000
	Chennai	Retail	7600	7900	8700	13500
		Wholesale	6300	6300	7400	11500
	Coimbatore	Retail	8300	8300	8000	13500
		Wholesale	7700	7700	7400	12800
	Cuttack	Retail	7000	NA	7200	13000
		Wholesale	6400	NA	6700	12600
	Dehradun	Retail	8000	7500	7500	7500
		Wholesale	6800	6700	6700	6500
Delhi	Retail	8600	8600	8700	13900	
	Spot	5950	6100	6250	12500	
	Wholesale	6350	6250	6500	12300	

	<b>Dharwad</b>	Retail	7500	7500	7500	11000
		Wholesale	7000	7000	7000	9900
	<b>Dimapur</b>	Retail	10000	10000	10000	11000
		Wholesale	9000	9000	9000	10000
	<b>Dindigul</b>	Retail	8000	8000	8400	13500
		Wholesale	6900	7200	7700	12500
	<b>East Zone</b>	Retail	NA	NA	NA	NA
		Wholesale	NA	NA	NA	NA
	<b>Ernakulam</b>	Retail	8500	8500	NA	13600
		Wholesale	8000	8000	NA	12800
	<b>Gurgaon</b>	Retail	6800	6800	7000	8700
		Wholesale	6250	6250	6300	8200
	<b>Guwahati</b>	Retail	7500	7500	8500	14000
		Wholesale	7000	7000	8000	13500
	<b>Gwalior</b>	Retail	6000	NA	7200	13500
		Wholesale	5700	NA	7000	13000
	<b>Haldwani</b>	Retail	7800	7400	7400	7600
		Wholesale	6700	6500	6500	6500
	<b>Hisar</b>	Retail	8500	8500	8500	14000
		Wholesale	7500	7500	7500	13500
	<b>Hyderabad</b>	Retail	11000	11000	11000	11100
		Wholesale	10600	10600	10600	10800
	<b>Indore</b>	Retail	7800	7900	7800	12700
		Wholesale	7300	7400	7300	12200
	<b>Jabalpur</b>	Retail	6400	6400	6400	13200
		Wholesale	6000	6000	6000	12800
	<b>Jaipur</b>	Retail	6100	6100	6700	13200
		Wholesale	5900	5900	6500	12300
	<b>Jammu</b>	Retail	7400	7400	8600	14000
		Wholesale	6400	6400	6900	13000
<b>Jodhpur</b>	Retail	6000	6500	6800	NA	
	Wholesale	5600	6000	6300	NA	
<b>Kanpur</b>	Retail	7200	7300	7400	14500	
	Wholesale	6500	6600	6800	13800	
<b>Karnal</b>	Retail	7700	7800	7800	13500	
	Wholesale	7200	7400	7400	12900	
<b>Kolkata</b>	Retail	7400	7400	7800	14500	
	Wholesale	6400	6400	6800	13500	
<b>Kota</b>	Retail	7400	NA	7500	9000	
	Wholesale	7000	NA	7000	8400	
<b>Kozhikode</b>	Retail	8200	8200	NA	12200	

		Wholesale	7700	7800	NA	12000
<b>Lucknow</b>		Retail	7700	7600	7500	15000
		Wholesale	7400	7330	7300	13800
<b>Ludhiana</b>		Retail	7700	7700	7500	12800
		Wholesale	6600	6600	6500	11000
<b>Mandi</b>		Retail	7500	7500	8100	14000
		Wholesale	7214	7214	7762	13500
<b>Mumbai</b>		Retail	7800	7800	8800	14100
		Wholesale	6300	6500	7500	12300
<b>Nagpur</b>		Retail	7700	7400	7600	12900
		Wholesale	6600	6367	6448	12233
<b>North Zone</b>		Spot	NA	NA	NA	NA
		Wholesale	NA	NA	NA	NA
<b>North-East Zone</b>		Retail	NA	NA	NA	NA
		Wholesale	NA	NA	NA	NA
<b>Otanagar</b>		Retail	NA	NA	NA	NA
		Wholesale	NA	NA	NA	NA
<b>Palakkad</b>		Retail	NA	8400	NA	13200
		Wholesale	NA	8200	NA	NA
<b>Panaji</b>		Retail	9500	9000	9500	15000
		Wholesale	7300	7750	8300	13100
<b>Panchkula</b>		Retail	7500	7700	7700	12000
		Wholesale	6100	6600	6600	10200
<b>Patna</b>		Retail	7500	7500	8000	13000
		Wholesale	6500	6500	7000	12000
<b>Port Blair</b>		Retail	9000	NA	9400	NA
		Wholesale	8500	NA	9000	NA
<b>Puducherry</b>		Retail	7600	8000	8500	14000
		Wholesale	6700	7000	8000	12600
<b>Purnia</b>		Retail	7000	7000	7000	NA
		Wholesale	6400	6500	6800	NA
<b>Raipur</b>		Retail	7600	7600	7600	14000
		Wholesale	6600	6600	6600	12500
<b>Rajkot</b>		Retail	7600	7600	7600	12400
		Wholesale	7100	7100	7100	12000
<b>Ranchi</b>		Retail	8000	8000	8500	14000
		Wholesale	6500	6600	7200	12700
<b>Rewa</b>		Retail	8500	8500	8500	9000
		Wholesale	8000	8000	8000	8700
<b>Rourkela</b>		Retail	7200	7200	7500	13400
		Wholesale	6800	6800	7100	13000

	<b>Sagar</b>	Retail	7500	7500	10000	9000
		Wholesale	7300	7300	9500	8700
	<b>Sambalpur</b>	Retail	7000	7000	7400	13000
		Wholesale	6500	6600	7000	12600
	<b>Shillong</b>	Retail	8500	8500	NA	14500
		Wholesale	7800	7800	NA	13500
	<b>Shimla</b>	Retail	7500	NA	7200	13900
		Wholesale	6600	NA	6300	12352
	<b>Siliguri</b>	Retail	7300	7400	7800	13600
		Wholesale	6600	6800	7400	10800
	<b>South Zone</b>	Retail	NA	NA	NA	NA
		Wholesale	NA	NA	NA	NA
	<b>Srinagar</b>	Retail	10000	11000	11000	NA
		Wholesale	NA	NA	NA	NA
	<b>T.Puram</b>	Retail	7600	7600	NA	13200
		Wholesale	7400	7400	NA	13000
	<b>Thiruchirapalli</b>	Retail	8000	8200	8400	13500
		Wholesale	7100	7300	7700	12700
	<b>Thrissur</b>	Retail	8000	8000	NA	NA
		Wholesale	7500	7500	NA	NA
	<b>Tirunelveli</b>	Retail	8000	7800	8400	13700
		Wholesale	7000	6800	7400	12700
	<b>Varanasi</b>	Retail	8800	9000	8800	14100
		Wholesale	8400	8600	8400	13600
	<b>Vijaywada</b>	Retail	8000	8000	8200	8400
		Wholesale	7900	7900	8100	8200
	<b>Visakhapatnam</b>	Retail	7100	7300	8100	12900
		Wholesale	6800	7000	7800	12600
	<b>Wayanad</b>	Retail	NA	NA	NA	11500
		Wholesale	NA	NA	NA	10500
<b>West Zone</b>	Retail	NA	NA	NA	NA	
	Wholesale	NA	NA	NA	NA	
<b>Akola (Mah.)</b>	Spot	NA	NA	NA	NA	
<b>Barshi (Mah.)</b>	Spot	6500	6700	6700	9500	
<b>Bhind (M.P.)</b>	Spot	5500	5600	NA	NA	
<b>Bikaner (Raj.)</b>	Spot	5900	6200	6000	NA	
<b>Dabra (M.P.)</b>	Spot	NA	NA	NA	NA	
<b>Dahod (Guj.)</b>	Spot	NA	NA	NA	NA	
<b>Gulbarga (KA)</b>	Spot	6400	6200	6600	NA	
<b>Gwalior (M.P.)</b>	Spot	5500	5900	6300	NA	
<b>Jalgaon (Mah.)</b>	Spot	5700	5800	NA	NA	

	<b>Jamshedpur (Jh.)</b>	Spot	5900	6100	6250	11800
	<b>Kanpur (U.P.)</b>	Spot	NA	NA	NA	NA
	<b>Latur (Mah.)</b>	Spot	6100	6250	NA	11800
	<b>Nagpur (Mah.)</b>	Spot	NA	NA	NA	NA
	<b>Pipariya (M.P.)</b>	Spot	6600	6700	7200	NA
<b>Chana Desi in Rs./Qtl.</b>	<b>Ahmednagar (Mah.)</b>	Spot	4500	4500	5100	7000
	<b>Ajmer (Raj.)</b>	Spot	NA	NA	NA	NA
	<b>Alwar (Raj.)</b>	Spot	NA	NA	NA	NA
	<b>Ashok Nagar (M.P.)</b>	Spot	4300	4400	NA	NA
	<b>Barshi (Mah.)</b>	Spot	4100	4100	4200	7100
	<b>Bhind (M.P.)</b>	Spot	4400	4200	NA	NA
	<b>Bina (M.P.)</b>	Spot	4500	4400	5000	NA
	<b>Bundi (Raj.)</b>	Spot	4800	NA	5350	NA
	<b>Dabra (M.P.)</b>	Spot	4400	NA	5200	NA
	<b>Dahod (Guj.)</b>	Spot	4500	4400	4900	NA
	<b>Gwalior (M.P.)</b>	Spot	4300	4700	5000	NA
	<b>Harda (M.P.)</b>	Spot	NA	NA	NA	NA
	<b>Harpalpur (M.P.)</b>	Spot	NA	NA	NA	NA
	<b>Jaipur (Raj.)</b>	Spot	5050	5000	5400	NA
	<b>Jhansi (U.P.)</b>	Spot	NA	NA	NA	NA
	<b>Kanpur (U.P.)</b>	Spot	4900	5150	5425	NA
	<b>Kekri (Raj.)</b>	Spot	NA	NA	4950	NA
	<b>Khandwa (M.P.)</b>	Spot	NA	NA	NA	NA
	<b>Merta City (Raj.)</b>	Spot	NA	NA	NA	NA
	<b>Morena (M.P.)</b>	Spot	NA	NA	5000	NA
	<b>Nagpur (Mah.)</b>	Spot	4400	4400	4800	8200
	<b>Pipariya (M.P.)</b>	Spot	4600	4800	4800	NA
	<b>Sriganganagar (Raj.)</b>	Spot	4550	4815	5080	NA
	<b>Tikamgarh (M.P.)</b>	Spot	NA	NA	NA	NA
<b>Vijaywada (A.P.)</b>	Spot	4800	5000	5100	8500	
<b>Ganjbasoda (M.P.)</b>	Spot	NA	NA	NA	NA	
<b>Chana Dollar in Rs./Qtl.</b>	<b>Rajgarh (M.P.)</b>	Spot	NA	NA	NA	NA
	<b>Ujjain (M.P.)</b>	Spot	11000	11200	12000	NA
<b>Chana G 12/Vijay in Rs./Qtl.</b>	<b>Latur (Mah.)</b>	Spot	4400	4800	NA	9000

Chana Gauran in Rs./Qtl.	Jalna (Mah.)	Spot	4500	4500	4400	8000
	Latur (Mah.)	Spot	4300	4600	NA	9200
Chana in Rs./Qtl.	Amaravati (Mah.)	Spot	4390	4450	4600	9500
	Bikaner (Raj.)	Spot	4950	5100	5200	NA
	Jalgoan (Mah.)	Spot	4500	4700	NA	NA
	Raipur (CG.)	Spot	4800	5100	5375	NA
	Sedam (KA.)	Spot	NA	NA	NA	NA
	Solapur (Mah.)	Spot	4850	4900	5050	9200
Chana kantewala/katawala (M.P. Origin) in Rs./Qtl.	Delhi	Spot	5150	5300	5375	9800
Chana kantewala/katawala in Rs./Qtl.	Barshi (Mah.)	Spot	4100	4100	4200	7100
	Dewas (M.P.)	Spot	11500	12000	NA	NA
	Indore (M.P.)	Spot	4550	4700	5100	8800
	Nanded (Mah.)	Spot	4500	5000	5000	NA
	Neemuch (M.P.)	Spot	4250	NA	4800	NA
	Rajgarh (M.P.)	Spot	4200	4200	NA	NA
Chana Masumi in Rs./Qtl.	Yadgir (KA)	Spot	NA	NA	NA	NA
Chana Mixed (Mill) in Rs./Qtl.	Latur (Mah.)	Spot	4300	4600	NA	9000
Chana Mixed in Rs./Qtl.	Akola (Mah.)	Spot	4000	4900	NA	7000
Chana Pila in Rs./Qtl.	Jalna (Mah.)	Spot	4600	4700	4700	8500
Chana Vijay in Rs./Qtl.	Udgir (Mah.)	Spot	4500	4600	NA	9000
Chana Vishal in Rs./Qtl.	Ahmednagar (Mah.)	Spot	4700	4700	5300	8000
Chana White-Katu in Rs./Qtl.	Rajgarh (M.P.)	Spot	NA	NA	NA	NA
Kabuli Chana (Russia) in \$/t	Mumbai (Mah.)-Cnf	Spot	NA	NA	NA	NA
Kabuli Chana (Russia) in Rs./Qtl.	Mumbai (Mah.)	Spot	NA	NA	NA	NA
Kabuli Chana 44-46 Mill Quality in Rs./Qtl.	Indore (M.P.)	Spot	12600	12800	13000	13200
Kabuli Chana 58-60 Export Quality in Rs./Qtl.		Spot	11300	11500	12000	13000
Kabuli Chana 7/8/9 mm (Iran) in \$/t	Mumbai (Mah.)-Cnf	Spot	NA	NA	NA	NA
Kabuli Chana FAQ (Burma) in \$/t		Spot	NA	NA	NA	1260
Kabuli Chana FAQ 7 MM (Burma) in \$/t		Spot	NA	NA	NA	NA
Kabuli Chana in Rs./Qtl.	Dabra (M.P.)	Spot	NA	NA	NA	NA
Lentil Red Crimson No 2 (Canada) in \$/t	Mumbai (Mah.)-Cnf	Spot	NA	NA	NA	NA
Lentil Red Flash Variety (Australia) in \$/t		Spot	NA	NA	NA	NA
Lentil Red Nuggets variety (Australia) in \$/t		Spot	NA	NA	NA	NA

Lentil Yellow (USA) in Rs./Qtl.	Chennai (T.N.)	Spot	NA	NA	NA	7400
Lentil Yellow Laired No.2 (Canada) in \$/t	Mumbai (Mah.)-Cnrf	Spot	NA	NA	NA	NA
Lentil Yellow -Richela No.2 (USA) in \$/t		Spot	NA	NA	NA	NA
Masoor (Bareily) in Rs./Qtl.	Kanpur (U.P.)	Spot	3500	3600	3575	NA
Masoor (Canada) in Rs./Qtl.	Kolkatta (W.B.)	Spot	3800	3700	3350	5400
Masoor (Canada)(Container) in Rs./Qtl.	Mumbai (Mah.)	Spot	3700	3600	3200	5100
Masoor (Kotaline) in Rs./Qtl.	Delhi	Spot	3600	3600	3600	5650
Masoor (Sikri Line) in Rs./Qtl.		Spot	4050	4150	4200	6800
Masoor Badi /malaka dal in Rs./Qtl.		Spot	4200	4200	4200	6200
Masoor Chanti-Export Quality in Rs./Qtl.		Spot	5200	5300	5200	8000
Masoor Chota (FAQ) in Rs./Qtl.	Indore (M.P.)	Spot	3375	3275	3675	5375
Masoor Dall (Medium) in Rs./Qtl.		Spot	4400	4300	4300	NA
Masoor Dall Choti in Rs./Qtl.	Delhi	Spot	4700	4700	4700	7300
Masoor Dall in Rs./Qtl.	Agartala	Retail	6900	6900	7200	10100
		Wholesale	6300	6300	6450	9600
	Agra	Retail	4800	4800	4800	7000
		Wholesale	4600	4700	4600	6700
	Ahmedabad	Retail	5200	5200	5200	6800
		Wholesale	4600	4600	4600	6200
	Aizwal	Retail	10000	10000	NA	10000
		Wholesale	8400	8400	NA	8400
	All India Maximum Price	Retail	10500	10500	10500	11600
		Wholesale	8400	8400	8400	10000
	All India Minimum Price	Retail	4300	4800	4800	6500
		Wholesale	4100	4200	4200	6000
	All India Modal Price	Retail	5500	5500	6500	8000
		Wholesale	4600	5800	4800	7500
	Amritsar	Retail	8000	8000	8500	8200
		Wholesale	4500	NA	6200	7900
	Bathinda	Retail	7000	7000	NA	8500
		Wholesale	5800	5800	NA	7200
	Bengaluru	Retail	10500	10500	10500	10500
		Wholesale	6400	6400	6400	6400
	Bhagalpur	Retail	5800	5800	5800	7000
		Wholesale	5000	5000	5000	6500
	Bhopal	Retail	5600	5300	5300	7500
		Wholesale	5000	4800	4800	6700
	Bhubaneshwar	Retail	5000	5200	5500	7400



		Wholesale	4600	4600	4800	6800
<b>Chandigarh</b>		Retail	5500	6000	6000	7500
		Wholesale	5000	5400	5500	7000
<b>Chennai</b>		Retail	6100	5900	6500	8100
		Wholesale	4600	4600	5000	6200
<b>Coimbatore</b>		Retail	5900	5900	5500	7200
		Wholesale	5500	5500	5000	6800
<b>Cuttack</b>		Retail	5000	NA	5000	7000
		Wholesale	4400	NA	4300	6400
<b>Dehradun</b>		Retail	8500	8500	8500	9500
		Wholesale	7800	8000	8000	8800
<b>Delhi</b>		Retail	7900	7900	7800	8400
		Wholesale	4600	4550	4650	6500
<b>Dharwad</b>		Retail	6400	6000	6000	8200
		Wholesale	5500	5800	5500	NA
<b>Dimapur</b>		Retail	7000	7000	7000	9500
		Wholesale	6500	6500	6500	9000
<b>Dindigul</b>		Retail	NA	NA	NA	NA
		Wholesale	NA	NA	NA	NA
<b>East Zone</b>		Retail	NA	NA	NA	NA
		Wholesale	NA	NA	NA	NA
<b>Ernakulam</b>		Retail	6300	6300	NA	7500
		Wholesale	5800	5800	NA	7000
<b>Gurgaon</b>		Retail	5500	5500	6000	9500
		Wholesale	4800	4800	5100	8500
<b>Guwahati</b>		Retail	6500	6500	6500	8000
		Wholesale	6000	6000	6000	7500
<b>Gwalior</b>		Retail	4300	NA	5000	6500
		Wholesale	4100	NA	4800	6000
<b>Haldwani</b>		Retail	9000	9000	9000	9500
		Wholesale	8000	8300	8300	9000
<b>Hisar</b>		Retail	6500	6500	6500	8000
		Wholesale	6000	6000	6000	7500
<b>Hyderabad</b>		Retail	7500	7500	7500	8500
		Wholesale	7000	7000	7000	8100
<b>Indore</b>		Retail	5300	5300	5300	7000
		Wholesale	5000	5000	5000	6700
<b>Jabalpur</b>		Retail	5200	5200	5200	7400
		Wholesale	4800	4800	4800	7000
<b>Jaipur</b>		Retail	4900	5000	4900	6800
		Wholesale	4200	4300	4200	6000

	<b>Jammu</b>	Retail	5600	5600	6200	8200
		Wholesale	4900	4900	5300	7500
	<b>Jodhpur</b>	Retail	5700	5500	NA	NA
		Wholesale	5200	5000	NA	NA
	<b>Kanpur</b>	Retail	5300	5500	5700	8500
		Wholesale	5100	5300	5500	7500
	<b>Karnal</b>	Retail	5700	5800	5800	8500
		Wholesale	5200	5200	5200	7500
	<b>Kolkata</b>	Retail	5200	5200	5400	7600
		Wholesale	4200	4200	4300	6600
	<b>Kota</b>	Retail	5000	NA	6500	7200
		Wholesale	4600	NA	5600	6800
	<b>Kozhikode</b>	Retail	6900	6900	NA	7600
		Wholesale	6200	6200	NA	7500
	<b>Lucknow</b>	Retail	5500	5500	5000	8000
		Wholesale	4790	4850	4550	6600
	<b>Ludhiana</b>	Retail	7000	7000	7000	11600
		Wholesale	6500	6500	6500	9500
	<b>Mandi</b>	Retail	5000	5000	5800	8100
		Wholesale	4878	4878	5450	7510
	<b>Mumbai</b>	Retail	7200	7000	7200	8400
		Wholesale	4600	4400	4650	6000
	<b>Nagpur</b>	Retail	5100	4900	4900	6800
		Wholesale	4683	4533	4500	6367
	<b>North Zone</b>	Retail	NA	NA	NA	NA
		Wholesale	NA	NA	NA	NA
	<b>North-East Zone</b>	Retail	NA	NA	NA	NA
		Wholesale	NA	NA	NA	NA
	<b>Otanagar</b>	Retail	NA	NA	NA	NA
		Wholesale	NA	NA	NA	NA
<b>Palakkad</b>	Retail	NA	6200	NA	11200	
	Wholesale	NA	6000	NA	NA	
<b>Panaji</b>	Retail	7500	7000	7500	8800	
	Wholesale	5150	5250	5250	7250	
<b>Panchkula</b>	Retail	6700	6700	7000	8000	
	Wholesale	6200	6200	6500	7200	
<b>Patna</b>	Retail	5500	5500	5800	7000	
	Wholesale	4500	4500	4800	6100	
<b>Port Blair</b>	Retail	6500	NA	6600	NA	
	Wholesale	6100	NA	6200	NA	
<b>Puducherry</b>	Retail	5500	6000	7000	9000	

		Wholesale	5000	5400	6200	8100
<b>Purnia</b>		Retail	5200	5200	5000	6500
		Wholesale	4500	4300	4600	6000
<b>Raipur</b>		Retail	6700	6700	6700	8000
		Wholesale	5200	5200	5200	6500
<b>Rajkot</b>		Retail	6500	6500	6500	7200
		Wholesale	5800	5800	5800	6700
<b>Ranchi</b>		Retail	5500	5500	5500	8000
		Wholesale	4600	4600	4600	6800
<b>Rewa</b>		Retail	6800	6800	6800	7500
		Wholesale	6300	6300	6300	7100
<b>Rourkela</b>		Retail	4800	4800	4900	7000
		Wholesale	4400	4400	4500	6600
<b>Sagar</b>		Retail	6000	6000	6500	7600
		Wholesale	5800	5800	6400	7300
<b>Sambalpur</b>		Retail	4800	4800	4800	7000
		Wholesale	4400	4400	4400	6600
<b>Shillong</b>		Retail	6300	6300	NA	7700
		Wholesale	5500	5500	NA	7000
<b>Shimla</b>		Retail	6100	NA	6600	7100
		Wholesale	5300	NA	5800	6272
<b>Siliguri</b>		Retail	7200	7400	7500	8000
		Wholesale	6400	6600	6900	7500
<b>South Zone</b>		Retail	NA	NA	NA	NA
		Wholesale	NA	NA	NA	NA
<b>Srinagar</b>		Retail	9000	9500	9000	NA
		Wholesale	NA	NA	NA	NA
<b>T.Puram</b>		Retail	6100	6100	NA	7900
		Wholesale	5900	5900	NA	7500
<b>Thiruchirapalli</b>		Retail	NA	NA	NA	NA
		Wholesale	NA	NA	NA	NA
<b>Thrissur</b>		Retail	7400	7400	NA	NA
		Wholesale	7000	7000	NA	NA
<b>Tirunelveli</b>		Retail	NA	NA	NA	NA
		Wholesale	NA	NA	NA	NA
<b>Varanasi</b>		Retail	7500	7600	7400	8000
		Wholesale	7200	7300	7100	7500
<b>Vijaywada</b>		Retail	6000	6000	6000	8500
		Wholesale	5900	5900	5900	8300
<b>Visakhapatna m</b>		Retail	5000	5000	5100	7300
		Wholesale	4700	4700	4800	7000

	Wayanad	Retail	6700	6700	NA	9500
		Wholesale	6300	6300	NA	8000
	West Zone	Retail	NA	NA	NA	NA
		Wholesale	NA	NA	NA	NA
Masoor Dall Malka in Rs./Qtl.	Gwalior (M.P.)	Spot	4300	4200	4200	NA
	Jamshedpur (Jh.)	Spot	4400	4300	4200	6300
	Kanpur (U.P.)	Spot	NA	NA	NA	NA
Masoor Desi in Rs./Qtl.	Ashok Nagar (M.P.)	Spot	3150	2950	NA	NA
	Pipariya (M.P.)	Spot	3100	3250	3300	NA
Masoor in Rs./Qtl.	Gwalior (M.P.)	Spot	3200	3300	3300	NA
	Harpalpur (M.P.)	Spot	NA	NA	NA	NA
	Jhansi (U.P.)	Spot	NA	NA	NA	NA
	Patna (BR.)	Spot	3650	3650	3550	NA
	Raipur (CG.)	Spot	3650	3650	3400	NA
	Tuticorin (T.N.)	Spot	NA	NA	NA	NA
Masoor Kali in Rs./Qtl.	Bina (M.P.)	Spot	3175	3200	3300	NA
Masoor Medium (barik) in Rs./Qtl.	Indore (M.P.)	Spot	3350	3250	3650	5350
Masoor Medium in Rs./Qtl.	Dabra (M.P.)	Spot	3000	NA	2900	NA
	Rajgarh (M.P.)	Spot	3200	3150	NA	NA
Masoor Mill Quality Kanpur in Rs./Qtl.	Kanpur (U.P.)	Spot	3450	3500	3450	NA
Masoor Mota Masra in Rs./Qtl.	Indore (M.P.)	Spot	3400	3300	3700	5400
Masoor Vessel in Rs./Qtl.	Mumbai (Mah.)	Spot	3500	3400	3450	NA
Moong (Eithopia) in \$/t	Mumbai (Mah.)-Cnf	Spot	NA	NA	NA	NA
Moong (Gujarat) in Rs./Qtl.	Delhi	Spot	NA	NA	NA	NA
Moong (Kanpur-U.P.) in Rs./Qtl.		Spot	4800	4800	5000	NA
Moong (Karnataka) in Rs./Qtl.		Spot	NA	NA	NA	NA
Moong (kishangarh-Raj) in Rs./Qtl.		Spot	NA	NA	NA	NA
Moong (MP) in Rs./Qtl.		Spot	NA	NA	NA	NA
Moong (Raj. line) in Rs./Qtl.		Spot	NA	NA	NA	NA
Moong (Tanzania) in \$/t	Mumbai (Mah.)-Cnf	Spot	NA	NA	NA	NA
Moong (Tanzania) in Rs./Qtl.	Mumbai (Mah.)	Spot	4200	4200	4400	4300
Moong (UP line) in Rs./Qtl.	Delhi	Spot	NA	NA	NA	NA
	Kanpur (U.P.)	Spot	4400	4500	4500	4900
Moong Annaseva (Burma) in \$/t	Mumbai (Mah.)-Cnf	Spot	NA	NA	NA	NA
Moong Annaseva (FOB) in \$/t	Yangon-	Spot	NA	NA	NA	NA

	Myanmar					
<b>Moong chamki in Rs./Qtl.</b>	<b>Delhi</b>	Spot	NA	NA	NA	NA
	<b>Dahod (Guj.)</b>	Spot	3700	3700	3700	NA
	<b>Gulbarga (KA)</b>	Spot	4900	4700	4500	NA
	<b>Indore (M.P.)</b>	Spot	4600	4700	4500	4700
	<b>Jalgoan (Mah.)</b>	Spot	5500	5500	NA	NA
	<b>Jalna (Mah.)</b>	Spot	5400	5200	5100	5000
	<b>Solapur (Mah.)</b>	Spot	NA	NA	NA	NA
<b>Moong Chilka in Rs./Qtl.</b>	<b>Merta City (Raj.)</b>	Spot	4800	4900	NA	NA
<b>Moong crystal variety (Australia) in \$/t</b>	<b>Mumbai (Mah.)-Cnf</b>	Spot	NA	NA	NA	NA
<b>Moong Dall in Rs./Qtl.</b>	<b>Agartala</b>	Retail	7600	7600	8000	8100
		Wholesale	7000	7000	7200	7450
	<b>Agra</b>	Retail	5500	5500	5400	6500
		Wholesale	5200	5200	5100	6000
	<b>Ahmedabad</b>	Retail	6500	6500	6500	6400
		Wholesale	6200	6200	6200	6100
	<b>Aizwal</b>	Retail	14000	14000	NA	NA
		Wholesale	12800	12800	NA	NA
	<b>All India Maximum Price</b>	Retail	14000	14000	10700	13000
		Wholesale	12800	12800	9900	12500
	<b>All India Minimum Price</b>	Retail	5500	5500	5200	5800
		Wholesale	4200	5200	5100	5200
	<b>All India Modal Price</b>	Retail	8000	8000	8000	7000
		Wholesale	6000	6000	6150	7000
	<b>Amritsar</b>	Retail	8000	8000	8500	7500
		Wholesale	4200	NA	5800	7300
	<b>Bathinda</b>	Retail	8000	8000	NA	7800
		Wholesale	7100	6900	NA	6500
	<b>Bengaluru</b>	Retail	7700	7700	7700	9800
		Wholesale	6600	6600	6600	7000
	<b>Bhagalpur</b>	Retail	6800	6800	6800	7000
		Wholesale	6000	6000	6000	6500
	<b>Bhopal</b>	Retail	6500	6500	6500	7000
		Wholesale	6000	6000	6000	6000
	<b>Bhubaneshwar</b>	Retail	6800	7000	7000	7000
		Wholesale	6200	6400	6400	6500
	<b>Chandigarh</b>	Retail	6500	6800	6800	7400
		Wholesale	6050	6300	6300	6950
	<b>Chennai</b>	Retail	8000	8000	8200	8000

		Wholesale	6000	6000	6500	6000
<b>Coimbatore</b>		Retail	7300	7300	6700	7500
		Wholesale	7000	7000	6200	7000
<b>Cuttack</b>		Retail	6500	NA	6500	7000
		Wholesale	6000	NA	5900	6300
<b>Dehradun</b>		Retail	8000	10500	10500	12000
		Wholesale	7500	9750	9750	10700
<b>Delhi</b>		Retail	8600	8600	8300	8300
		Wholesale	6100	6100	6000	6200
<b>Dharwad</b>		Retail	8200	8400	8400	9300
		Wholesale	8000	8000	8000	NA
<b>Dimapur</b>		Retail	9000	9000	9000	10000
		Wholesale	8500	8500	8500	9500
<b>Dindigul</b>		Retail	7400	7400	7400	7800
		Wholesale	6550	6550	6600	6900
<b>East Zone</b>		Retail	NA	NA	NA	NA
		Wholesale	NA	NA	NA	NA
<b>Ernakulam</b>		Retail	7800	7800	NA	7900
		Wholesale	7300	7300	NA	7300
<b>Gurgaon</b>		Retail	6100	6100	6500	6500
		Wholesale	5400	5400	5800	6200
<b>Guwahati</b>		Retail	7500	7500	8000	7500
		Wholesale	7000	7000	7500	7000
<b>Gwalior</b>		Retail	5800	5800	5800	6200
		Wholesale	5600	5600	5500	5800
<b>Haldwani</b>		Retail	8500	10700	10700	11500
		Wholesale	7900	9900	9900	10500
<b>Hisar</b>		Retail	7500	8000	8000	7000
		Wholesale	7000	7000	7000	6500
<b>Hyderabad</b>		Retail	8000	8000	8000	11000
		Wholesale	7500	7500	7500	10300
<b>Indore</b>		Retail	6500	6500	6500	7000
		Wholesale	6100	6100	6100	6400
<b>Jabalpur</b>		Retail	5900	5900	5900	7800
		Wholesale	5500	5500	5500	7400
<b>Jaipur</b>		Retail	5700	5700	6000	5800
		Wholesale	5200	5200	5500	5200
<b>Jammu</b>		Retail	7400	7400	7400	7400
		Wholesale	7000	7000	7000	6500
<b>Jodhpur</b>		Retail	6500	6500	7200	NA
		Wholesale	6000	6000	6000	NA

	<b>Kanpur</b>	Retail	5700	5700	5800	8000
		Wholesale	5200	5200	5300	7700
	<b>Karnal</b>	Retail	7400	7500	7500	8600
		Wholesale	6600	6800	6800	8000
	<b>Kolkata</b>	Retail	7000	7000	7400	8800
		Wholesale	6000	6000	6300	6600
	<b>Kota</b>	Retail	6000	NA	6000	5800
		Wholesale	5500	NA	5500	5600
	<b>Kozhikode</b>	Retail	8200	8200	NA	7400
		Wholesale	7500	7500	NA	7300
	<b>Lucknow</b>	Retail	7500	7600	8000	8500
		Wholesale	7350	7450	7600	7000
	<b>Ludhiana</b>	Retail	8000	8000	7500	9000
		Wholesale	6400	6400	6000	7400
	<b>Mandi</b>	Retail	7100	7200	6800	7500
		Wholesale	6730	6896	6390	7000
	<b>Mumbai</b>	Retail	8100	8000	8100	8900
		Wholesale	6150	6050	6300	6450
	<b>Nagpur</b>	Retail	7000	7000	6800	7700
		Wholesale	5717	5717	5467	6467
	<b>North Zone</b>	Retail	NA	NA	NA	NA
		Wholesale	NA	NA	NA	NA
	<b>North-East Zone</b>	Retail	NA	NA	NA	NA
		Wholesale	NA	NA	NA	NA
	<b>Otanagar</b>	Retail	NA	NA	NA	NA
		Wholesale	NA	NA	NA	NA
	<b>Palakkad</b>	Retail	NA	7400	NA	10300
		Wholesale	NA	7100	NA	NA
	<b>Panaji</b>	Retail	9000	8500	9000	11000
		Wholesale	7300	6900	7300	7400
<b>Panchkula</b>	Retail	6300	6300	6500	8000	
	Wholesale	5900	5900	6100	7200	
<b>Patna</b>	Retail	7500	7500	7500	7100	
	Wholesale	6500	6500	6500	6200	
<b>Port Blair</b>	Retail	7700	NA	7700	NA	
	Wholesale	7000	NA	NA	NA	
<b>Puducherry</b>	Retail	7600	8000	8500	9000	
	Wholesale	6600	6800	7500	7800	
<b>Purnia</b>	Retail	6500	6500	6200	NA	
	Wholesale	6000	6000	5700	NA	
<b>Raipur</b>	Retail	7200	7200	7200	7000	

		Wholesale	5700	5700	5700	6000
<b>Rajkot</b>		Retail	7000	7000	7000	7500
		Wholesale	6800	6800	6800	6800
<b>Ranchi</b>		Retail	7000	7000	7000	8000
		Wholesale	6200	6200	6200	7000
<b>Rewa</b>		Retail	6600	6600	6600	6500
		Wholesale	6200	6200	6200	5800
<b>Rourkela</b>		Retail	6500	6500	6600	7000
		Wholesale	6100	6100	6200	6600
<b>Sagar</b>		Retail	6000	6000	6700	6000
		Wholesale	5800	5800	6500	5700
<b>Sambalpur</b>		Retail	6700	6700	6800	6800
		Wholesale	6200	6200	6400	6400
<b>Shillong</b>		Retail	8000	8000	NA	8200
		Wholesale	7200	7200	NA	7500
<b>Shimla</b>		Retail	7000	NA	7000	7700
		Wholesale	6200	NA	6200	6770
<b>Siliguri</b>		Retail	7400	7500	7600	9500
		Wholesale	7100	7100	7300	7200
<b>South Zone</b>		Retail	NA	NA	NA	NA
		Wholesale	NA	NA	NA	NA
<b>Srinagar</b>		Retail	9500	10000	10000	NA
		Wholesale	NA	NA	NA	NA
<b>T.Puram</b>		Retail	6700	6700	NA	8000
		Wholesale	6500	6500	NA	7800
<b>Thiruchirapalli</b>		Retail	7300	7300	7500	7600
		Wholesale	6400	6400	6600	6800
<b>Thrissur</b>		Retail	9000	9000	NA	NA
		Wholesale	8500	8500	NA	NA
<b>Tirunelveli</b>		Retail	6800	6800	7200	6700
		Wholesale	6000	6000	6500	6400
<b>Varanasi</b>		Retail	9200	9200	9000	9200
		Wholesale	8800	8800	8600	8700
<b>Vijaywada</b>		Retail	8000	8000	8000	11000
		Wholesale	7900	7900	7900	10900
<b>Visakhapatnam</b>		Retail	6500	6600	6600	7300
		Wholesale	6200	6300	6300	7000
<b>Wayanad</b>		Retail	8000	8000	NA	9400
		Wholesale	7400	7400	NA	8000
<b>West Zone</b>		Retail	NA	NA	NA	NA
		Wholesale	NA	NA	NA	NA



	<b>Jalgoan (Mah.)</b>	Spot	NA	NA	NA	NA
<b>Moong Dall Mogar (bold) in Rs./Qtl.</b>	<b>Akola (Mah.)</b>	Spot	NA	NA	NA	NA
<b>Moong Dall Mogar (colourful branded) in Rs./Qtl.</b>	<b>Gulbarga (KA)</b>	Spot	6200	6000	6100	NA
<b>Moong Dall Mogar in Rs./Qtl.</b>	<b>Indore (M.P.)</b>	Spot	6200	6200	6000	NA
	<b>Jamshedpur (Jh.)</b>	Spot	6500	6500	6500	6100
<b>Moong Dall Split (Average) in Rs./Qtl.</b>	<b>Bikaner (Raj.)</b>	Spot	5800	6000	5700	NA
<b>Moong Desi (Merta City-Raj) in Rs./Qtl.</b>	<b>Delhi</b>	Spot	NA	NA	NA	NA
<b>Moong Desi in Rs./Qtl.</b>	<b>Ajmer (Raj.)</b>	Spot	NA	NA	NA	4650
	<b>Bikaner (Raj.)</b>	Spot	NA	NA	NA	NA
	<b>Bina (M.P.)</b>	Spot	NA	NA	NA	NA
	<b>Hathras (U.P.)</b>	Spot	NA	NA	NA	NA
	<b>Ludhiana (PB.)</b>	Spot	4200	4500	4500	NA
	<b>Pipariya (M.P.)</b>	Spot	4500	4600	4400	NA
	<b>Udgir (Mah.)</b>	Spot	5300	5300	NA	4800
<b>Moong FAQ in Rs./Qtl.</b>	<b>Gulbarga (KA)</b>	Spot	5175	5102	4700	4850
<b>Moong Gauran in Rs./Qtl.</b>	<b>Jalna (Mah.)</b>	Spot	4200	4200	4100	4300
<b>Moong Green (China) in Rs./Qtl.</b>	<b>Mumbai (Mah.)</b>	Spot	NA	NA	NA	NA
<b>Moong Green (Uzbekistan) in \$/t</b>	<b>Mumbai (Mah.)-Cnf</b>	Spot	NA	NA	NA	NA
<b>Moong Green in Rs./Qtl.</b>	<b>Delhi</b>	Spot	NA	NA	NA	NA
	<b>Sedam (KA.)</b>	Spot	NA	NA	NA	NA
<b>Moong in Rs./Qtl.</b>	<b>Ahmednagar (Mah.)</b>	Spot	6000	6100	5500	5200
	<b>Akola (Mah.)</b>	Spot	4500	4800	NA	4700
	<b>Amaravati (Mah.)</b>	Spot	NA	NA	NA	NA
	<b>Barshi (Mah.)</b>	Spot	4300	4500	4200	4500
	<b>Harda (M.P.)</b>	Spot	NA	NA	NA	NA
	<b>Jaipur (Raj.)</b>	Spot	4400	4600	4500	NA
	<b>Kekri (Raj.)</b>	Spot	NA	NA	4300	NA
	<b>Latur (Mah.)</b>	Spot	5000	5200	NA	5100
	<b>Sriganganagar (Raj.)</b>	Spot	4505	NA	NA	4525
	<b>Vijaywada (A.P.)</b>	Spot	5000	4600	4500	5000
<b>Moong Kekdi in Rs./Qtl.</b>	<b>Delhi</b>	Spot	NA	NA	NA	NA
<b>Moong Kenya in Rs./Qtl.</b>	<b>Mumbai (Mah.)</b>	Spot	NA	NA	NA	4500
<b>Moong Mogar (Mertacity-Raj) in Rs./Qtl.</b>	<b>Delhi</b>	Spot	NA	NA	NA	4900
<b>Moong Mogar in Rs./Qtl.</b>	<b>Dahod (Guj.)</b>	Spot	NA	NA	NA	NA

	<b>Merta City (Raj.)</b>	Spot	4500	4600	NA	NA
	<b>Yadgir (KA)</b>	Spot	NA	NA	NA	4700
<b>Moong Pedishewa/Pedisheva/Pedishewar (Burma) in \$/t</b>	<b>Mumbai (Mah.)-Cnf</b>	Spot	NA	NA	NA	945
<b>Moong Pedishewa/Pedisheva/Pedishewar (FOB) in \$/t</b>	<b>Yangon-Myanmar</b>	Spot	NA	NA	NA	NA
<b>Moong Pedishewa/Pedisheva/Pedishewar in Rs./Qtl.</b>	<b>Kolkatta (W.B.)</b>	Spot	NA	NA	NA	NA
	<b>Mumbai (Mah.)</b>	Spot	NA	NA	NA	4600
<b>Moong Pokako/Pakaku (Burma) in \$/t</b>	<b>Mumbai (Mah.)-Cnf</b>	Spot	NA	750	NA	790
<b>Moong Pokako/Pakaku (FOB) in \$/t</b>	<b>Yangon-Myanmar</b>	Spot	NA	NA	NA	NA
<b>Moong Pokako/Pakkaku in Rs./Qtl.</b>	<b>Mumbai (Mah.)</b>	Spot	NA	NA	NA	4300
<b>Moong Polish (Mertacity-Raj) in Rs./Qtl.</b>	<b>Delhi</b>	Spot	5300	5300	5500	5300
<b>Moong Polish in Rs./Qtl.</b>	<b>Merta City (Raj.)</b>	Spot	4800	4900	NA	NA
	<b>Yadgir (KA)</b>	Spot	5300	NA	5200	5200
<b>Moong Popat in Rs./Qtl.</b>	<b>Delhi</b>	Spot	NA	NA	NA	NA
<b>Peas Dall in Rs./Qtl.</b>	<b>Jamshedpur (Jh.)</b>	Spot	2875	2800	2450	2875
	<b>Kanpur (U.P.)</b>	Spot	NA	NA	NA	NA
<b>Peas Desi in Rs./Qtl.</b>		Spot	2750	2750	2330	NA
<b>Peas Green (America) in Rs./Qtl.</b>	<b>Mumbai (Mah.)</b>	Spot	NA	NA	2700	3400
<b>Peas Green (Argentina) in \$/t</b>	<b>Mumbai (Mah.)-Cnf</b>	Spot	NA	NA	NA	NA
<b>Peas Green (Canada) in Rs./Qtl.</b>	<b>Kolkatta (W.B.)</b>	Spot	NA	NA	2400	3400
	<b>Mumbai (Mah.)</b>	Spot	NA	NA	2700	3400
<b>Peas Green Break-bulk (Canada) in \$/t</b>	<b>Mumbai (Mah.)-Cnf</b>	Spot	NA	NA	NA	NA
<b>Peas Green in Rs./Qtl.</b>	<b>Dabra (M.P.)</b>	Spot	2700	NA	2900	NA
	<b>Tuticorin (T.N.)</b>	Spot	NA	NA	NA	NA
<b>Peas Green No 2 Thresher run (USA) in \$/t</b>	<b>Mumbai (Mah.)-Cnf</b>	Spot	NA	NA	NA	NA
<b>Peas White (Canada) in Rs./Qtl.</b>	<b>Kanpur (U.P.)</b>	Spot	2800	2900	2260	NA
<b>Peas White Dall in Rs./Qtl.</b>	<b>Gwalior (M.P.)</b>	Spot	2750	NA	2450	NA
<b>Peas White in Rs./Qtl.</b>	<b>Dabra (M.P.)</b>	Spot	2200	NA	2200	NA
	<b>Gwalior (M.P.)</b>	Spot	2300	2300	2100	NA
	<b>Harpalpur (M.P.)</b>	Spot	2300	2500	2100	NA
	<b>Jhansi (U.P.)</b>	Spot	NA	NA	NA	NA

Peas White/Yellow (America) in Rs./Qtl.	Mumbai (Mah.)	Spot	2571	2500	2050	2300
Peas White/Yellow (Canada) in Rs./Qtl.		Spot	2571	2500	2050	2300
Peas Yellow (Canada) in \$/t	Tuticorin (T.N.)-Cnf	Spot	NA	NA	NA	NA
Peas Yellow (Russia) in \$/t		Spot	NA	NA	NA	NA
Peas Yellow (Russia) in Rs./Qtl.	Mumbai (Mah.)	Spot	2480	NA	2000	2251
Peas Yellow in \$/t	Mumbai (Mah.)-Cnf	Spot	NA	NA	NA	NA
Peas Yellow in Rs./Qtl.	Tuticorin (T.N.)	Spot	NA	NA	NA	NA
Peas Yellow/White (Canada) in Rs./Qtl.	Kolkatta (W.B.)	Spot	2800	NA	2250	3300
Peas Yellow/White (Russia) in Rs./Qtl.		Spot	2650	NA	2050	2400
Peas Yellow-Break-Bulk (Canada) in \$/t	Mumbai (Mah.)-Cnf	Spot	NA	NA	NA	NA
Peas Yellow-Container (Canada) in \$/t		Spot	NA	NA	NA	NA
Peas Yellow-Container (Ukraine) in \$/t		Spot	NA	NA	NA	NA
Tur (Local) in Kyat/t	Yangon-Myanmar	Spot	NA	NA	NA	NA
Tur (Mah.) in Rs./Qtl.	Nagpur (Mah.)	Spot	4100	4100	4000	NA
Tur (MP) in Rs./Qtl.	Kanpur (U.P.)	Spot	3950	3800	3400	NA
Tur (UP Line) in Rs./Qtl.		Spot	3850	3850	3500	NA
Tur Arusha in \$/t	Mumbai (Mah.)-Cnf	Spot	NA	NA	NA	NA
Tur Arusha in Rs./Qtl.	Mumbai (Mah.)	Spot	NA	NA	NA	4450
Tur BDM in Rs./Qtl.	Jalna (Mah.)	Spot	3900	4100	3800	5600
Tur Black in Rs./Qtl.	Ahmednagar (Mah.)	Spot	3500	3600	3500	5000
	Barshi (Mah.)	Spot	3400	3500	3500	5500
Tur Dall in Rs./Qtl.	Agartala	Retail	NA	NA	NA	NA
		Wholesale	NA	NA	NA	NA
	Agra	Retail	6100	6100	6000	11000
		Wholesale	5900	5900	5700	9500
	Ahmedabad	Retail	6300	6300	6500	9700
		Wholesale	6000	6000	6200	8800
	Aizwal	Retail	8000	8000	NA	14000
		Wholesale	7200	7200	NA	12000
	All India Maximum Price	Retail	13200	13200	13200	17000
		Wholesale	12500	12500	12500	16800
All India Minimum Price	Retail	5400	5300	5500	8000	
	Wholesale	5000	4900	5100	7500	

<b>All India Modal Price</b>	Retail	6500	7000	7000	12000
	Wholesale	6000	6000	6500	10000
<b>Amritsar</b>	Retail	8200	8200	8500	11600
	Wholesale	5900	NA	6500	11300
<b>Bathinda</b>	Retail	8800	8800	NA	12500
	Wholesale	7700	7900	NA	11000
<b>Bengaluru</b>	Retail	7900	7900	7900	13600
	Wholesale	6800	6800	6800	12000
<b>Bhagalpur</b>	Retail	6900	6900	6900	10000
	Wholesale	6000	6000	6000	9500
<b>Bhopal</b>	Retail	6500	6500	6500	10500
	Wholesale	6000	6000	6000	9700
<b>Bhubaneshwar</b>	Retail	6500	6500	6500	10000
	Wholesale	5800	5800	6000	9600
<b>Chandigarh</b>	Retail	6400	6600	6600	9700
	Wholesale	6000	6200	6300	9350
<b>Chennai</b>	Retail	7400	7500	7700	12000
	Wholesale	6200	6200	6500	7500
<b>Coimbatore</b>	Retail	6900	6900	6500	11800
	Wholesale	6400	6400	6100	11200
<b>Cuttack</b>	Retail	6300	NA	6200	10000
	Wholesale	5700	NA	5600	9600
<b>Dehradun</b>	Retail	9500	10500	10500	14000
	Wholesale	8000	9900	9900	12500
<b>Delhi</b>	Retail	8400	8600	8600	12000
	Wholesale	6200	6300	6400	9300
<b>Dharwad</b>	Retail	7600	7600	7600	10500
	Wholesale	7200	7200	7200	9000
<b>Dimapur</b>	Retail	8500	8500	8500	13500
	Wholesale	8000	8000	8000	13000
<b>Dindigul</b>	Retail	7000	7000	7200	11600
	Wholesale	5900	5950	6200	10500
<b>East Zone</b>	Retail	NA	NA	NA	NA
	Wholesale	NA	NA	NA	NA
<b>Ernakulam</b>	Retail	7500	7500	NA	12300
	Wholesale	7000	7000	NA	11700
<b>Gurgaon</b>	Retail	7400	7400	7800	12000
	Wholesale	6500	6500	7100	11500
<b>Guwahati</b>	Retail	6500	7000	7000	11500
	Wholesale	6000	6500	6500	11000
<b>Gwalior</b>	Retail	6500	6500	6000	11000

		Wholesale	6200	6200	5600	10500
<b>Haldwani</b>		Retail	9500	11400	11400	14000
		Wholesale	7800	10500	10500	12800
<b>Hisar</b>		Retail	8000	8000	8000	12000
		Wholesale	7500	7500	7500	11500
<b>Hyderabad</b>		Retail	11000	11000	11000	13700
		Wholesale	10500	10500	10500	13300
<b>Indore</b>		Retail	6500	6600	6700	10200
		Wholesale	6200	6300	6400	10000
<b>Jabalpur</b>		Retail	6800	6800	6800	11000
		Wholesale	6400	6400	6400	10600
<b>Jaipur</b>		Retail	5400	5300	5500	8200
		Wholesale	5000	4900	5100	7500
<b>Jammu</b>		Retail	7600	7600	8000	12800
		Wholesale	6700	6700	7000	11500
<b>Jodhpur</b>		Retail	6400	6600	7000	NA
		Wholesale	6000	6200	6500	NA
<b>Kanpur</b>		Retail	6900	7000	7000	12000
		Wholesale	6300	6400	6500	11500
<b>Karnal</b>		Retail	8400	8500	8400	13400
		Wholesale	7800	7900	7800	12900
<b>Kolkata</b>		Retail	7200	7200	7000	11200
		Wholesale	6200	6200	5900	10000
<b>Kota</b>		Retail	6300	NA	6100	10500
		Wholesale	5650	NA	6000	10000
<b>Kozhikode</b>		Retail	7300	7300	NA	12600
		Wholesale	6200	6300	NA	12500
<b>Lucknow</b>		Retail	6500	6500	6500	10500
		Wholesale	5600	5650	5500	8800
<b>Ludhiana</b>		Retail	7800	7800	7500	13000
		Wholesale	6200	6200	6000	11500
<b>Mandi</b>		Retail	6900	6900	7600	NA
		Wholesale	6602	6602	7280	NA
<b>Mumbai</b>		Retail	7700	7900	8000	12800
		Wholesale	5500	5700	5800	9000
<b>Nagpur</b>		Retail	6000	6000	6100	9300
		Wholesale	5367	5367	5395	8067
<b>North Zone</b>		Retail	NA	NA	NA	NA
		Wholesale	NA	NA	NA	NA
<b>North-East Zone</b>		Retail	NA	NA	NA	NA
		Wholesale	NA	NA	NA	NA

<b>Otanagar</b>	Retail	NA	NA	NA	NA
	Wholesale	NA	NA	NA	NA
<b>Palakkad</b>	Retail	NA	8400	NA	12300
	Wholesale	NA	8200	NA	NA
<b>Panaji</b>	Retail	7000	7000	8000	11000
	Wholesale	5950	5900	6250	9750
<b>Panchkula</b>	Retail	8100	8500	8500	13500
	Wholesale	6900	7300	7300	12600
<b>Patna</b>	Retail	7500	7500	7500	11000
	Wholesale	6500	6500	6500	10000
<b>Port Blair</b>	Retail	7800	NA	7900	NA
	Wholesale	7000	NA	7700	NA
<b>Puducherry</b>	Retail	7600	8000	8500	13000
	Wholesale	6600	6800	7500	11700
<b>Purnia</b>	Retail	6600	6600	6800	10800
	Wholesale	6400	6400	6500	10500
<b>Raipur</b>	Retail	7000	7000	7000	11500
	Wholesale	6000	6000	6000	9500
<b>Rajkot</b>	Retail	7800	7800	7800	11000
	Wholesale	7000	7000	7000	9800
<b>Ranchi</b>	Retail	7000	7000	7000	12000
	Wholesale	6200	6000	6000	10000
<b>Rewa</b>	Retail	8000	8000	8000	11500
	Wholesale	7500	7500	7500	10800
<b>Rourkela</b>	Retail	6000	6000	6200	10200
	Wholesale	5600	5600	5800	9800
<b>Sagar</b>	Retail	6500	6500	7500	11000
	Wholesale	6300	6300	7000	9500
<b>Sambalpur</b>	Retail	6500	6500	6600	10400
	Wholesale	6000	6000	6100	10000
<b>Shillong</b>	Retail	6200	6200	NA	10000
	Wholesale	5500	5500	NA	9000
<b>Shimla</b>	Retail	7000	NA	7000	11300
	Wholesale	6100	NA	6100	9990
<b>Siliguri</b>	Retail	7200	7300	7500	12000
	Wholesale	6600	6700	6800	10000
<b>South Zone</b>	Retail	NA	NA	NA	NA
	Wholesale	NA	NA	NA	NA
<b>Srinagar</b>	Retail	11000	12000	11500	NA
	Wholesale	NA	NA	NA	NA
<b>T.Puram</b>	Retail	7600	7600	NA	11800

		Wholesale	7400	7400	NA	NA
	<b>Thiruchirapalli</b>	Retail	7000	7000	7000	11500
		Wholesale	6300	6300	6500	10900
	<b>Thrissur</b>	Retail	6500	6500	NA	NA
		Wholesale	5800	5800	NA	NA
	<b>Tirunelveli</b>	Retail	7000	7000	7200	11400
		Wholesale	6000	6000	6200	11000
	<b>Varanasi</b>	Retail	8700	8600	8400	12200
		Wholesale	8300	8200	8000	11800
	<b>Vijaywada</b>	Retail	6200	6200	6600	13600
		Wholesale	6100	6100	6500	13300
	<b>Visakhapatnam</b>	Retail	5500	5500	6000	9300
		Wholesale	5200	5200	5700	9000
	<b>Wayanad</b>	Retail	7600	7600	NA	11200
		Wholesale	7000	7000	NA	10500
	<b>West Zone</b>	Retail	NA	NA	NA	NA
		Wholesale	NA	NA	NA	NA
	<b>Amaravati (Mah.)</b>	Spot	NA	NA	NA	NA
	<b>Jalgoan (Mah.)</b>	Spot	6300	6200	NA	NA
	<b>Jamshedpur (Jh.)</b>	Spot	5900	6000	5600	10100
	<b>Pipariya (M.P.)</b>	Spot	6000	6200	6200	NA
<b>Tur Dall Phatka in Rs./Qtl.</b>	<b>Akola (Mah.)</b>	Spot	NA	NA	NA	NA
	<b>Barshi (Mah.)</b>	Spot	6600	6700	6800	11000
	<b>Dahod (Guj.)</b>	Spot	NA	NA	NA	NA
	<b>Gulbarga (KA)</b>	Spot	5850	5800	5900	NA
	<b>Latur (Mah.)</b>	Spot	6000	6200	NA	10800
	<b>Nagpur (Mah.)</b>	Spot	NA	NA	NA	NA
<b>Tur Dall Phatka(General) in Rs./Qtl.</b>	<b>Indore (M.P.)</b>	Spot	5800	5600	6000	NA
<b>Tur Dall Sava no. in Rs./Qtl.</b>	<b>Akola (Mah.)</b>	Spot	NA	NA	NA	NA
	<b>Barshi (Mah.)</b>	Spot	5600	5600	5500	9500
	<b>Dahod (Guj.)</b>	Spot	NA	NA	NA	NA
<b>Tur Desi in Rs./Qtl.</b>	<b>Morena (M.P.)</b>	Spot	3100	NA	NA	NA
	<b>Pipariya (M.P.)</b>	Spot	4300	4200	4250	NA
<b>Tur in Rs./Qtl.</b>	<b>Bhind (M.P.)</b>	Spot	3500	3500	NA	NA
	<b>Dabra (M.P.)</b>	Spot	NA	NA	NA	NA
	<b>Jaipur (Raj.)</b>	Spot	NA	NA	NA	NA
	<b>Khandwa (M.P.)</b>	Spot	NA	NA	NA	NA
	<b>Raipur (CG.)</b>	Spot	4200	4300	4000	NA
	<b>Solapur (Mah.)</b>	Spot	4000	4200	4100	6300

Tur Kenya in Rs./Qtl.	Mumbai (Mah.)	Spot	NA	NA	NA	NA
Tur Lemon (Burma) in \$/t	Chennai (T.N.)-Cnf	Spot	NA	NA	NA	805
	Mumbai (Mah.)-Cnf	Spot	NA	300	NA	805
Tur Lemon (Burma) in Rs./Qtl.	Delhi	Spot	4050	4050	4000	6200
	Kolkatta (W.B.)	Spot	NA	NA	NA	5850
	Mumbai (Mah.)	Spot	3700	3750	3650	6050
Tur Lemon (FOB) in \$/t	Yangon-Myanmar	Spot	NA	NA	NA	NA
Tur Lemon in Rs./Qtl.	Chennai (T.N.)	Spot	3800	3900	3800	6100
	Vijaywada (A.P.)	Spot	3700	3700	3600	5900
Tur Mah. Origin in Rs./Qtl.	Indore (M.P.)	Spot	3800	3900	3750	6100
Tur Malavi Red in \$/t	Mumbai (Mah.)-Cnf	Spot	NA	NA	NA	NA
Tur Malawi/Mozambique in Rs./Qtl.	Mumbai (Mah.)	Spot	NA	NA	NA	NA
Tur Matwara in \$/t	Mumbai (Mah.)-Cnf	Spot	NA	NA	NA	NA
Tur Matwara in Rs./Qtl.	Mumbai (Mah.)	Spot	NA	NA	NA	4200
Tur Nirmal in Rs./Qtl.	Yadgir (KA)	Spot	NA	NA	NA	NA
Tur Red (Variety-Maruti) in Rs./Qtl.	Jalna (Mah.)	Spot	3700	3700	3600	5500
Tur red Bariyadi in \$/t	Mumbai (Mah.)-Cnf	Spot	NA	NA	NA	NA
Tur Red Desi in Rs./Qtl.	Hathras (U.P.)	Spot	3000	2900	NA	NA
Tur Red FAQ in Rs./Qtl.	Gulbarga (KA)	Spot	3950	3950	3900	NA
Tur Red in Rs./Qtl.	Ahmednagar (Mah.)	Spot	3400	3500	3400	4500
	Akola (Mah.)	Spot	4150	4200	NA	5900
	Amaravati (Mah.)	Spot	3950	4000	3850	6200
	Barshi (Mah.)	Spot	3500	3700	3600	6000
	Dahod (Guj.)	Spot	3075	3050	3075	NA
	Latur (Mah.)	Spot	3850	3950	NA	5800
	Sedam (KA.)	Spot	NA	NA	NA	NA
	Udgir (Mah.)	Spot	3900	4100	NA	5700
Tur Sefla in \$/t	Mumbai (Mah.)-Cnf	Yadgir (KA)	Spot	3950	NA	NA
		Spot	NA	NA	NA	NA
Tur Tanzania/Matwara/Mozambique in \$/t	Mumbai (Mah.)-Cnf	Spot	NA	NA	NA	NA
Tur TRS in Rs./Qtl.	Yadgir (KA)	Spot	3900	NA	3800	NA



<b>Tur White Desi in Rs./Qtl.</b>	<b>Jalgoan (Mah.)</b>	Spot	4200	4200	NA	NA
<b>Tur White in Rs./Qtl.</b>	<b>Ahmednagar (Mah.)</b>	Spot	3600	3700	3600	5500
	<b>Akola (Mah.)</b>	Spot	NA	NA	NA	NA
	<b>Barshi (Mah.)</b>	Spot	3600	3600	3600	6500
	<b>Dahod (Guj.)</b>	Spot	3500	3550	3350	NA
	<b>Jalna (Mah.)</b>	Spot	3800	3900	3600	5400
	<b>Latur (Mah.)</b>	Spot	NA	NA	NA	5800
<b>Urad (Black and Brown) in Rs./Qtl.</b>	<b>Bina (M.P.)</b>	Spot	3300	3300	3600	NA
<b>Urad (Mah. origin) in Rs./Qtl.</b>	<b>Indore (M.P.)</b>	Spot	3700	3800	4500	6000
<b>Urad (Polish) in Rs./Qtl.</b>	<b>Guntur (A.P.)</b>	Spot	4400	4600	5100	7400
	<b>Vijaywada (A.P.)</b>	Spot	4800	4800	5200	7500
<b>Urad (Unpolish) in Rs./Qtl.</b>	<b>Guntur (A.P.)</b>	Spot	3850	4100	4700	6900
<b>Urad Dall (Branded) in Rs./Qtl.</b>		Spot	7500	7800	8000	10600
<b>Urad Dall in Rs./Qtl.</b>	<b>Agartala</b>	Retail	7800	7800	8300	10800
		Wholesale	7000	7000	7500	10550
	<b>Agra</b>	Retail	5800	5700	5600	9200
		Wholesale	5500	5400	5300	8500
	<b>Ahmedabad</b>	Retail	6200	6200	6400	9300
		Wholesale	5800	5800	6000	8900
	<b>Aizwal</b>	Retail	NA	NA	NA	NA
		Wholesale	NA	NA	NA	NA
	<b>All India Maximum Price</b>	Retail	13000	13000	13000	16500
		Wholesale	12200	12200	12200	15800
	<b>All India Minimum Price</b>	Retail	5300	5300	5500	8000
		Wholesale	5000	5000	5000	7500
	<b>All India Modal Price</b>	Retail	7500	7250	7750	12000
		Wholesale	7000	7000	7000	10000
	<b>Amritsar</b>	Retail	7500	7500	8000	9800
		Wholesale	6000	NA	7200	9500
	<b>Bathinda</b>	Retail	9100	9100	NA	12000
		Wholesale	7800	8000	NA	10000
	<b>Bengaluru</b>	Retail	10300	10300	10300	14700
		Wholesale	8800	8800	8800	12000
	<b>Bhagalpur</b>	Retail	8800	8800	8800	NA
		Wholesale	8500	8500	8500	NA
	<b>Bhopal</b>	Retail	7000	7000	7500	10000
		Wholesale	6500	6500	7000	9000
<b>Bhubaneshwar</b>	Retail	6500	6500	6800	10500	

		Wholesale	6000	6000	6000	10000
<b>Chandigarh</b>		Retail	6600	7000	7100	9400
		Wholesale	6100	6650	6800	8950
<b>Chennai</b>		Retail	7800	8000	9300	12000
		Wholesale	6300	6300	7100	9600
<b>Coimbatore</b>		Retail	7900	7900	8200	11500
		Wholesale	7500	7500	7900	10800
<b>Cuttack</b>		Retail	5500	NA	5500	9500
		Wholesale	5000	NA	5000	9000
<b>Dehradun</b>		Retail	9000	11500	11500	13500
		Wholesale	8000	10200	10200	11700
<b>Delhi</b>		Retail	9400	9400	9400	12000
		Wholesale	6400	6300	6400	8500
<b>Dharwad</b>		Retail	NA	8600	8600	13300
		Wholesale	NA	8400	8200	NA
<b>Dimapur</b>		Retail	8000	8000	8000	15000
		Wholesale	7500	7500	7500	14500
<b>Dindigul</b>		Retail	8000	8100	9100	11500
		Wholesale	7100	7200	8100	10600
<b>East Zone</b>		Retail	NA	NA	NA	NA
		Wholesale	NA	NA	NA	NA
<b>Ernakulam</b>		Retail	9000	9000	NA	12200
		Wholesale	8500	8500	NA	11800
<b>Gurgaon</b>		Retail	7800	7800	8400	14000
		Wholesale	7100	7100	7600	13500
<b>Guwahati</b>		Retail	8500	8000	8000	12500
		Wholesale	8000	7500	7500	12000
<b>Gwalior</b>		Retail	5300	5300	5500	8500
		Wholesale	5000	5000	5200	8000
<b>Haldwani</b>		Retail	9000	11500	11500	13000
		Wholesale	8000	10000	10000	11800
<b>Hisar</b>		Retail	8000	8000	8000	12500
		Wholesale	7500	7500	7500	12000
<b>Hyderabad</b>		Retail	12500	12500	12500	16100
		Wholesale	12000	12000	12000	15500
<b>Indore</b>		Retail	7700	7800	7800	9900
		Wholesale	7000	7100	7100	9300
<b>Jabalpur</b>		Retail	7400	7400	7400	12000
		Wholesale	7000	7000	7000	11600
<b>Jaipur</b>		Retail	5600	5700	6100	8300
		Wholesale	5000	5100	5600	7600

<b>Jammu</b>	Retail	8200	8200	8500	12000
	Wholesale	6700	6700	6700	9500
<b>Jodhpur</b>	Retail	6700	6800	7000	NA
	Wholesale	6200	6400	6700	NA
<b>Kanpur</b>	Retail	6400	6400	6500	12000
	Wholesale	5800	5800	6000	11600
<b>Karnal</b>	Retail	7600	7800	7800	11500
	Wholesale	7250	7400	7400	10900
<b>Kolkata</b>	Retail	6500	6500	7000	11000
	Wholesale	5400	5400	6000	10000
<b>Kota</b>	Retail	6000	NA	7000	10500
	Wholesale	5400	NA	6800	10000
<b>Kozhikode</b>	Retail	8700	8700	NA	12200
	Wholesale	8100	8100	NA	12100
<b>Lucknow</b>	Retail	7500	7600	8000	11000
	Wholesale	7380	7450	7800	9300
<b>Ludhiana</b>	Retail	7200	7200	7200	13000
	Wholesale	7000	7000	7000	10000
<b>Mandi</b>	Retail	7300	7300	7300	11500
	Wholesale	6966	6966	6910	11000
<b>Mumbai</b>	Retail	8100	8400	8900	12600
	Wholesale	5400	5750	6400	9800
<b>Nagpur</b>	Retail	7000	7000	7000	11400
	Wholesale	5452	5409	5400	9367
<b>North Zone</b>	Retail	NA	NA	NA	NA
	Wholesale	NA	NA	NA	NA
<b>North-East Zone</b>	Retail	NA	NA	NA	NA
	Wholesale	NA	NA	NA	NA
<b>Otanagar</b>	Retail	NA	NA	NA	NA
	Wholesale	NA	NA	NA	NA
<b>Palakkad</b>	Retail	NA	8600	NA	12300
	Wholesale	NA	8400	NA	NA
<b>Panaji</b>	Retail	11000	11000	11000	16500
	Wholesale	8000	7250	NA	11500
<b>Panchkula</b>	Retail	7200	7800	7800	13000
	Wholesale	6000	6700	6700	11500
<b>Patna</b>	Retail	7500	7500	8000	10600
	Wholesale	7000	7000	7500	9800
<b>Port Blair</b>	Retail	9000	NA	9200	NA
	Wholesale	8400	NA	8600	NA
<b>Puducherry</b>	Retail	8000	9000	9500	13000

		Wholesale	7100	7600	8600	11600
<b>Purnia</b>		Retail	6800	6800	7200	NA
		Wholesale	6500	6500	6800	NA
<b>Raipur</b>		Retail	7500	7500	7500	9500
		Wholesale	6000	6000	6000	8000
<b>Rajkot</b>		Retail	8200	8200	8200	10600
		Wholesale	7400	7400	7400	9600
<b>Ranchi</b>		Retail	7000	7000	7500	12000
		Wholesale	5500	5500	6000	10000
<b>Rewa</b>		Retail	6700	6700	6700	11000
		Wholesale	6400	6400	6400	10200
<b>Rourkela</b>		Retail	5700	5700	5900	9500
		Wholesale	5300	5300	5500	9200
<b>Sagar</b>		Retail	7000	7000	7200	12000
		Wholesale	6800	6800	7000	11500
<b>Sambalpur</b>		Retail	6000	6000	6200	9600
		Wholesale	5500	5500	5800	9200
<b>Shillong</b>		Retail	8300	8300	NA	11000
		Wholesale	7500	7500	NA	10000
<b>Shimla</b>		Retail	7500	NA	8000	10800
		Wholesale	6600	NA	7100	9400
<b>Siliguri</b>		Retail	8200	8400	9000	12500
		Wholesale	7700	7700	8100	11000
<b>South Zone</b>		Retail	NA	NA	NA	NA
		Wholesale	NA	NA	NA	NA
<b>Srinagar</b>		Retail	11000	12000	11500	NA
		Wholesale	NA	NA	NA	NA
<b>T.Puram</b>		Retail	7500	7500	NA	13000
		Wholesale	7300	7300	NA	12500
<b>Thiruchirapalli</b>		Retail	8200	8500	9200	11200
		Wholesale	7000	7100	8000	10600
<b>Thrissur</b>		Retail	8000	8000	NA	NA
		Wholesale	6300	6300	NA	NA
<b>Tirunelveli</b>		Retail	8000	8300	9000	11200
		Wholesale	7000	7300	8000	10800
<b>Varanasi</b>		Retail	9000	8900	8700	12500
		Wholesale	8700	8600	8400	11900
<b>Vijaywada</b>		Retail	7000	7000	7500	15300
		Wholesale	6900	6900	7400	15100
<b>Visakhapatna m</b>		Retail	7200	7600	7900	9800
		Wholesale	6900	7300	7600	9500

	Wayanad	Retail	9000	9000	NA	13500
		Wholesale	8200	8200	NA	13000
	West Zone	Retail	NA	NA	NA	NA
		Wholesale	NA	NA	NA	NA
	Jalgoan (Mah.)	Spot	NA	NA	NA	NA
Urad Dall Mogar (General-Average) in Rs./Qtl.	Indore (M.P.)	Spot	7500	7500	8000	NA
Urad Dall Mogar (local branded) in Rs./Qtl.	Gulbarga (KA)	Spot	7200	7000	7500	NA
Urad Dall Mogar in Rs./Qtl.	Jamshedpur (Jh.)	Spot	6500	6500	6600	9500
Urad Dall Split (Average) in Rs./Qtl.	Bikaner (Raj.)	Spot	5000	5300	5000	NA
Urad Desi in Rs./Qtl.	Akola (Mah.)	Spot	4300	4400	NA	7000
	Ashok Nagar (M.P.)	Spot	3000	3400	NA	NA
	Bikaner (Raj.)	Spot	NA	NA	NA	NA
	Jalgoan (Mah.)	Spot	4000	4000	NA	NA
	Kanpur (U.P.)	Spot	3400	3500	3450	NA
	Neemuch (M.P.)	Spot	3850	NA	4250	NA
	Pipariya (M.P.)	Spot	NA	NA	NA	NA
	Ramganj (Raj.)	Spot	3800	4000	NA	6200
	Udgir (Mah.)	Spot	4300	4400	NA	7300
Urad FAQ (Burma) in \$/t	Chennai (T.N.)-Cnf	Spot	NA	NA	NA	1070
	Mumbai (Mah.)-Cnf	Spot	NA	400	NA	1080
Urad FAQ (Burma) in Rs./Qtl.	Mumbai (Mah.)	Spot	3600	3701	4000	7500
Urad FAQ (FOB) in \$/t	Yangon-Myanmar	Spot	NA	NA	NA	NA
Urad FAQ (Local) in Kyat/t		Spot	NA	NA	NA	NA
Urad FAQ in Rs./Qtl.	Chennai (T.N.)	Spot	4200	4200	4400	8900
	Gulbarga (KA)	Spot	4000	4200	4300	NA
Urad in Rs./Qtl.	Ahmednagar (Mah.)	Spot	3900	4300	4300	7100
	Barshi (Mah.)	Spot	3500	3600	3600	6500
	Bundi (Raj.)	Spot	3500	NA	3550	6400
	Dahod (Guj.)	Spot	NA	3400	3600	NA
	Harda (M.P.)	Spot	NA	NA	NA	NA
	Harpalpur (M.P.)	Spot	2700	2850	3000	NA
	Indore (M.P.)	Spot	3700	3800	4500	6000
	Jaipur (Raj.)	Spot	3300	3700	4000	NA
	Jalna (Mah.)	Spot	3800	3800	4300	7000

	<b>Jhansi (U.P.)</b>	Spot	NA	NA	NA	NA
	<b>Kekri (Raj.)</b>	Spot	NA	NA	4100	NA
	<b>Khandwa (M.P.)</b>	Spot	NA	NA	NA	NA
	<b>Latur (Mah.)</b>	Spot	4500	4500	NA	7500
	<b>Rajgarh (M.P.)</b>	Spot	NA	NA	NA	NA
	<b>Sedam (KA.)</b>	Spot	NA	NA	NA	NA
	<b>Tikamgarh (M.P.)</b>	Spot	NA	NA	NA	NA
	<b>Ganjbasoda (M.P.)</b>	Spot	NA	NA	NA	NA
<b>Urad Kali in Rs./Qtl.</b>	<b>Dabra (M.P.)</b>	Spot	3000	3100	3200	NA
<b>Urad Lal in Rs./Qtl.</b>		Spot	3300	3550	4000	NA
<b>Urad Mogar in Rs./Qtl.</b>	<b>Dahod (Guj.)</b>	Spot	NA	NA	NA	NA
<b>Urad Rangoli in Rs./Qtl.</b>	<b>Dabra (M.P.)</b>	Spot	NA	NA	NA	NA
<b>Urad Sada(Bada) in Rs./Qtl.</b>	<b>Vijaywada (A.P.)</b>	Spot	4600	4600	5000	7100
<b>Urad SQ (Burma) in \$/t</b>	<b>Chennai (T.N.)-Cnf</b>	Spot	NA	NA	NA	1120
	<b>Mumbai (Mah.)-Cnf</b>	Spot	NA	545	NA	1140
<b>Urad SQ (FOB) in \$/t</b>	<b>Yangon-Myanmar</b>	Spot	NA	NA	NA	NA
<b>Urad SQ (Local) in Kyat/t</b>		Spot	NA	NA	NA	NA
<b>Urad SQ in Rs./Qtl.</b>	<b>Delhi</b>	Spot	5850	5700	5850	NA
	<b>Chennai (T.N.)</b>	Spot	5700	5500	5700	9100
<b>Yellow Peas in Rs./Qtl.</b>	<b>Delhi</b>	Spot	2850	NA	2350	2650
<b>Urad Gota Branded in Rs./Qtl.</b>	<b>Guntur (A.P.)</b>	Spot	7500	7800	8000	10600
<b>Urad FAQ (Burma) in Rs./Qtl.</b>	<b>Kolkatta (W.B.)</b>	Spot	4300	4400	4400	7100

<b>Pulses Arrivals</b>	<b>16-Nov-17</b>	<b>9-Nov-17</b>	<b>16-Oct-17</b>	<b>16-Nov-16</b>
<b>Chana (Both Desi and kantewala) in Qtls.</b>				
Ramganj (Raj.)	1550	1600	1300	300
<b>Chana Annagiri in Qtls.</b>				
Gulbarga (KA)	650	550	700	NA
Latur (Mah.)	NA	NA	NA	NA
Udgir (Mah.)	2200	2500	2800	550
Yadgir (KA)	NA	NA	NA	NA
<b>Chana Dall in Qtls.</b>				
Dabra (M.P.)	NA	NA	NA	NA
<b>Chana Desi in Qtls.</b>				
Ajmer (Raj.)	650	NA	200	NA

Alwar (Raj.)	NA	NA	NA	NA
Ashok Nagar (M.P.)	3300	5350	2450	NA
Barshi (Mah.)	1200	1000	1200	300
Bhind (M.P.)	125	125	125	NA
Bina (M.P.)	2000	1500	1700	NA
Bundi (Raj.)	150	NA	220	NA
Dabra (M.P.)	150	NA	700	NA
Dahod (Guj.)	NA	NA	NA	NA
Gwalior (M.P.)	250	220	250	NA
Harda (M.P.)	NA	NA	NA	NA
Harpalpur (M.P.)	NA	NA	NA	NA
Jaipur (Raj.)	NA	NA	NA	NA
Jhansi (U.P.)	NA	NA	500	NA
Kanpur (U.P.)	NA	NA	NA	NA
Kekri (Raj.)	500	300	3600	NA
Khandwa (M.P.)	NA	NA	NA	NA
Merta City (Raj.)	NA	NA	NA	NA
Morena (M.P.)	50	65	20	NA
Pipariya (M.P.)	9200	3600	4600	NA
Sriganganagar (Raj.)	570	1000	600	NA
Tikamgarh (M.P.)	NA	NA	NA	NA
Vijaywada (A.P.)	8900	7000	7500	3000
<b>Chana Dollar in Qtls.</b>				
Rajgarh (M.P.)	NA	NA	NA	NA
<b>Chana G 12/Vijay in Qtls.</b>				
Latur (Mah.)	NA	NA	NA	2000
<b>Chana Gauran in Qtls.</b>				
Jalna (Mah.)	1200	1000	1200	500
Latur (Mah.)	NA	NA	NA	200
<b>Chana in Qtls.</b>				
Ahmednagar (Mah.)	7200	7400	6600	3400
Akola (Mah.)	6500	1800	1000	1000
Amaravati (Mah.)	7200	7500	6800	1100
Barshi (Mah.)	NA	NA	NA	NA
Bikaner (Raj.)	NA	NA	NA	NA
Jalgaon (Mah.)	1600	1800	500	100
Nagpur (Mah.)	3600	3800	2900	470
Nanded (Mah.)	18000	17500	8000	2000
Raipur (CG.)	9200	8200	10000	NA
Sedam (KA.)	NA	NA	NA	NA
Solapur (Mah.)	6400	6300	7800	2700

Ujjain (M.P.)	1000	1500	2100	NA
<b>Chana kantewala/katawala in Qtls.</b>				
Dewas (M.P.)	3700	2400	4600	NA
Indore (M.P.)	8700	8400	3400	NA
Neemuch (M.P.)	1900	1850	2200	NA
Rajgarh (M.P.)	850	1350	NA	NA
<b>Chana Masumi in Qtls.</b>				
Yadgir (KA)	NA	NA	NA	NA
<b>Chana Mixed (Mill) in Qtls.</b>				
Latur (Mah.)	8500	6200	5200	500
<b>Chana Pila in Qtls.</b>				
Jalna (Mah.)	600	500	1000	250
<b>Chana White-Katu in Qtls.</b>				
Rajgarh (M.P.)	NA	NA	NA	NA
<b>Kabuli Chana in Qtls.</b>				
Dabra (M.P.)	NA	NA	NA	NA
<b>Masoor (Bareilly) in Qtls.</b>				
Kanpur (U.P.)	NA	NA	NA	NA
<b>Masoor Dall Malka in Qtls.</b>				
Kanpur (U.P.)	NA	NA	NA	NA
<b>Masoor Desi in Qtls.</b>				
Ashok Nagar (M.P.)	1100	2000	950	NA
Pipariya (M.P.)	1600	470	1750	NA
<b>Masoor in Qtls.</b>				
Gwalior (M.P.)	250	260	250	NA
Harpalpur (M.P.)	NA	NA	NA	NA
Jhansi (U.P.)	NA	NA	NA	NA
Patna (BR.)	7400	5500	3300	650
Raipur (CG.)	1450	2000	1550	NA
<b>Masoor Kali in Qtls.</b>				
Bina (M.P.)	2000	1650	2600	NA
<b>Masoor Medium (barik) in Qtls.</b>				
Indore (M.P.)	3600	3600	3300	NA
<b>Masoor Medium in Qtls.</b>				
Dabra (M.P.)	150	NA	625	NA
Rajgarh (M.P.)	1600	1900	NA	NA
<b>Masoor Mill Quality in Qtls.</b>				
Kanpur (U.P.)	NA	NA	NA	NA
<b>Moong (Kanpur-U.P.) in Qtls.</b>				
Delhi	NA	NA	NA	NA
<b>Moong (Karnataka) in Qtls.</b>				



Delhi	NA	NA	NA	NA
<b>Moong (kishangarh-Raj) in Qtls.</b>				
Delhi	NA	NA	NA	NA
<b>Moong (Sumerpur-Raj.) in Qtls.</b>				
Delhi	NA	NA	NA	NA
<b>Moong (UP line) in Qtls.</b>				
Kanpur (U.P.)	NA	NA	NA	150
<b>Moong Chamki in Qtls.</b>				
Delhi	NA	NA	NA	NA
Gulbarga (KA)	1700	3700	7100	NA
Indore (M.P.)	2000	2800	3600	NA
Jalgaon (Mah.)	2600	2300	1000	300
Jalna (Mah.)	3000	2500	6000	1100
Solapur (Mah.)	NA	NA	NA	NA
<b>Moong Desi (Merta City-Raj) in Qtls.</b>				
Delhi	NA	NA	NA	NA
<b>Moong Desi in Qtls.</b>				
Ajmer (Raj.)	7400	5300	2000	1300
Bina (M.P.)	NA	NA	NA	NA
Hathras (U.P.)	NA	NA	NA	NA
Ludhiana (PB.)	NA	NA	NA	NA
Merta City (Raj.)	24500	22000	37000	NA
Pipariya (M.P.)	1150	800	1500	NA
Udgir (Mah.)	11000	12700	12000	4500
<b>Moong FAQ in Qtls.</b>				
Gulbarga (KA)	2806	3876	11206	2971
<b>Moong Gauran in Qtls.</b>				
Jalna (Mah.)	600	500	600	1000
<b>Moong Green in Qtls.</b>				
Delhi	NA	NA	NA	NA
Sedam (KA.)	NA	NA	NA	NA
<b>Moong in Qtls.</b>				
Ahmednagar (Mah.)	5400	6600	6300	1200
Akola (Mah.)	2500	1900	1500	800
Amaravati (Mah.)	NA	NA	NA	NA
Barshi (Mah.)	1700	1600	4800	3500
Harda (M.P.)	NA	NA	NA	NA
Jaipur (Raj.)	NA	NA	NA	NA
Kekri (Raj.)	500	1000	3900	NA
Latur (Mah.)	6000	5000	11000	10000
Sriganganagar (Raj.)	1050	NA	NA	5100

Vijaywada (A.P.)	1600	1600	2600	1900
<b>Moong Kekri in Qtls.</b>				
Delhi	NA	NA	NA	NA
<b>Moong Mogar (Merta City-Raj) in Qtls.</b>				
Delhi	NA	NA	NA	NA
<b>Moong Mogar in Qtls.</b>				
Yadgir (KA)	NA	NA	NA	50
<b>Moong Polish (Merta City-Raj) in Qtls.</b>				
Delhi	NA	NA	NA	NA
<b>Moong Polish in Qtls.</b>				
Yadgir (KA)	1866	4250	16030	50
<b>Moong Popat in Qtls.</b>				
Delhi	NA	NA	NA	NA
<b>Peas Desi in Qtls.</b>				
Kanpur (U.P.)	NA	NA	NA	NA
<b>Peas White in Qtls.</b>				
Dabra (M.P.)	300	NA	1900	NA
Harpalpur (M.P.)	750	230	340	NA
Jhansi (U.P.)	NA	NA	180	NA
<b>Tur BDM in Qtls.</b>				
Jalna (Mah.)	600	500	600	500
<b>Tur Desi in Qtls.</b>				
Morena (M.P.)	15	NA	NA	NA
Pipariya (M.P.)	3700	1250	2200	NA
<b>Tur in Qtls.</b>				
Ahmednagar (Mah.)	3000	3400	2200	1400
Barshi (Mah.)	1200	1000	1200	350
Bhind (M.P.)	125	125	125	NA
Dabra (M.P.)	NA	NA	NA	NA
Dahod (Guj.)	NA	NA	NA	NA
Jaipur (Raj.)	NA	NA	NA	NA
Khandwa (M.P.)	NA	NA	NA	NA
Nagpur (Mah.)	1800	1750	1300	300
Raipur (CG.)	1400	1900	1750	NA
Solapur (Mah.)	4200	7600	8100	4200
<b>Tur Lemon in Qtls.</b>				
Vijaywada (A.P.)	NA	NA	NA	NA
<b>Tur Mah. Origin in Qtls.</b>				
Indore (M.P.)	2900	2800	2700	NA
<b>Tur Nirmal in Qtls.</b>				
Yadgir (KA)	NA	NA	NA	NA

<b>Tur Red (Variety-Maruti) in Qtls.</b>				
Jalna (Mah.)	600	450	500	NA
<b>Tur Red in Qtls.</b>				
Akola (Mah.)	3500	1700	1400	800
Amaravati (Mah.)	4000	5000	5700	2600
Gulbarga (KA)	2000	1400	3300	NA
Hathras (U.P.)	NA	NA	NA	NA
Latur (Mah.)	2800	5100	4100	1100
Sedam (KA.)	NA	NA	NA	NA
Udgir (Mah.)	12500	13000	16000	650
Yadgir (KA)	300	100	NA	NA
<b>Tur TRS in Qtls.</b>				
Yadgir (KA)	300	300	650	NA
<b>Tur White Desi in Qtls.</b>				
Jalgaon (Mah.)	1400	900	500	100
<b>Tur White in Qtls.</b>				
Akola (Mah.)	NA	NA	NA	NA
Jalna (Mah.)	1200	900	1400	1000
Latur (Mah.)	NA	NA	NA	100
<b>Urad (Mah. origin) in Qtls.</b>				
Indore (M.P.)	8100	7100	7800	NA
<b>Urad (Polish) in Qtls.</b>				
Vijaywada (A.P.)	14000	15000	12500	21000
<b>Urad Desi in Qtls.</b>				
Akola (Mah.)	2300	1500	1500	800
Ashok Nagar (M.P.)	14000	15500	8300	NA
Jalgaon (Mah.)	1200	1400	1000	100
Kanpur (U.P.)	NA	NA	NA	NA
Neemuch (M.P.)	23000	18500	18500	NA
Ramganj (Raj.)	13000	14500	11000	4000
Solapur (Mah.)	NA	NA	NA	NA
Udgir (Mah.)	2700	4800	7000	3000
<b>Urad FAQ in Qtls.</b>				
Gulbarga (KA)	3600	2700	7000	NA
<b>Urad in Qtls.</b>				
Ahmednagar (Mah.)	7400	5800	4000	1800
Barshi (Mah.)	17500	15000	28000	20500
Bina (M.P.)	7800	7400	4900	NA
Bundi (Raj.)	2200	NA	14000	450
Dahod (Guj.)	NA	NA	NA	NA
Harda (M.P.)	NA	NA	NA	NA

Harpalpur (M.P.)	1050	1200	800	NA
Indore (M.P.)	NA	NA	NA	NA
Jaipur (Raj.)	NA	NA	NA	NA
Jalna (Mah.)	2600	2500	2600	1000
Jhansi (U.P.)	NA	NA	1500	NA
Kekri (Raj.)	1000	2300	9000	NA
Khandwa (M.P.)	NA	NA	NA	NA
Latur (Mah.)	18000	15000	15000	3000
Pipariya (M.P.)	4000	1050	3600	NA
Rajgarh (M.P.)	NA	NA	NA	NA
Sedam (KA.)	NA	NA	NA	NA
Tikamgarh (M.P.)	NA	NA	NA	NA
<b>Urad Kali in Qtls.</b>				
Dabra (M.P.)	600	910	3400	NA
<b>Urad lal in Qtls.</b>				
Dabra (M.P.)	600	950	3900	NA
<b>Urad Rangoli in Qtls.</b>				
Dabra (M.P.)	NA	NA	NA	NA
<b>Urad Sada(Bada) in Qtls.</b>				
Vijaywada (A.P.)	NA	NA	NA	NA
<b>Chana Both(MP and Raj. Origin) in Motors/trucks (each of around 9-15 tonne)</b>				
Delhi	140	110	160	125
<b>Chana Desi in Rs./Qtl.</b>				
Ganjbasoda (M.P.)	NA	NA	NA	NA
<b>Urad in Rs./Qtl.</b>				
Ganjbasoda (M.P.)	NA	NA	NA	NA
<b>Masoor (Kota-Raj.) in Motors/trucks.</b>				
Delhi	NA	NA	NA	NA
<b>Masoor (Sikri-Raj.) in Motors/trucks.</b>				
Delhi	NA	NA	NA	NA

#### Disclaimer

The information and opinions contained in the document have been compiled from sources believed to be reliable. The company does not warrant its accuracy, completeness and correctness. Use of data and information contained in this report is at your own risk. This document is not, and should not be construed as, an offer to sell or solicitation to buy any commodities. This document may not be reproduced, distributed or published, in whole or in part, by any recipient hereof for any purpose without prior permission from the Company. IASL and its affiliates and/or their officers, directors and employees may have positions in any commodities mentioned in this document (or in any related investment) and may from time to time add to or dispose of any such commodities (or investment). Please see the detailed disclaimer at <http://www.agriwatch.com/Disclaimer.php> © 2017 Indian Agribusiness Systems Pvt Ltd.