

Content:

Highlights

Pulses-Wise Scenario

- 1. Chana (Chickpeas / Bengal Gram)**
- 2. Matar (Peas)**
- 3. Tur (Pigeon Peas / Red Gram)**
- 4. Masoor (Lentils)**
- 5. Moong (Green Gram)**
- 6. Urad (Black Matpe /Black Gram)**
- 7. Planting Progress**

Appendix

- ✓ Pulses Wise Technical Outlook For Current Week
- ✓ Pulses Import of the week.
- ✓ Pulses Production Forecast
- ✓ Indian Pulses Supply & Demand
- ✓ Pulses Production Snapshot by MOA – Total and Pulses-Wise
- ✓ Domestic pulses Production, Demand and Import (in Million Tonne) by MOA
- ✓ Canada Lentil Supply & Demand
- ✓ Australia Pulses Supply & Demand

Commodity-wise Domestic, International Prices and Arrivals at Different Centers

Highlights-Domestic Market:

- All India kharif Pulses area is lagging behind by 0.86 % to 137.41 against 138.60 lakh ha** last year as on 14th Sep-2018. Farmers have covered 45.70 lakh ha against 45.31 last year under Tur till date, slightly higher than last year. Normal area under Tur is 41.90 lakh ha. However, Urad area is lagging behind by 8.81 % to 40.20 against 44.09 lakh ha. Normal area of kharif Urad is 27 lakh ha. Moong area is running up by 7.50 % to 34.25 lakh ha against 31.86 lakh ha last year. Normal area under Moong is 24.93 lakh ha. Other pulses area too is down by 0.15 % than last year. It is 16.39 against 16.4 lakh ha so far against normal of 15.83 lakh ha. Area under Kulthi has decreased by 6.30 % to 0.86 lakh ha against normal of 2.27 lakh ha so far.
- Standing crop of Tur in Uttar Pradesh due from mid Nov has got affected by heavy rains** last week. If it continues further, area loss may increase to 10 % from actual planting of 45.20 lakh ha so far, almost same as last year. Besides, 25 % tur crop in Jatua region of Allahabad line too has got affected by water lodging. Slight damage is being reported too in Katniline of MP. So traders/bulk users have to depend on crop of Maharashtra and Karnataka, due in December. Import will not take place beyond 2 lakh tonne for the year, fixed by govt. So, Agriwatch expects market to recover by Rs 100 to Rs 150 from current level and then may stabilize.
- Lower area coverage by 12.5 to 38.02 lakh ha so far in comparison to last year till 1st week of Sep** and import cap of 1.5 lakh tonne for the year amid report of crop loss in Rajasthan and Maharashtra may lend support to urad cash market in coming weeks. Arrival of old Urad in mandis is almost over now. However, old stock is available in Shivpuri, Katni Agra, Bhopal line in plenty. Lower stock of imported Urad and likely procurement at new MSP may push up price to a certain extent. Demand is weak and may improve from Oct.
- Despite 7.3 % higher kharif Moong area (34.05 lakh ha) this year so far and commencement of new arrival** in Karnataka, Telangana and AP, bearish trend is unlikely to prevail in coming weeks. Among major producing states, area is up by 22.46 % to 19.23 lakh ha in Rajasthan, 16.20% to 4.23 in Karnataka only. In other major states like Maharashtra, Telangana, Odisha, MP and Gujarat it is down by 12.10, 18.86, 13.63, 7.89 and 53.69 % respectively. Besides, there are reports of lower sowing in Kekri kishangarh, Shekhawati and Merta line. Under these developing scenario, Moong moved up by Rs 100 to Rs 150 in Kanpur, Allahabad region. Rains have affected standing crop in Maharashtra too. There is not much stock in dal mills located in Jalgaon, Akola. Commencement of procurement in Karnataka too remains supportive to cash moong market. Cash market may move up further as soon as demand for Dhjoya and chilka increases.
- Besides, there are reports of lower sowing in Kekri kishangarh, Shekhawati and Merta line.** Under these developing scenario, Moong moved up by Rs 100 to Rs 150 in Kanpur, Allahabad region. Rains have affected standing crop in Maharashtra too. There is not much stock in dal mills located in Jalgaon, Akola. Commencement of procurement in Karnataka too remains supportive to cash moong market. Cash market may move up further as soon as demand for Dhjoya and chilka increases. Overall outlook remains firm.
- Arrival of chana in major markets have decreased drastically during last one week.** Arrival in major mandi like Bikaner has decreased to 10-12 thousand bags against normal of 50 thousand bags at this point of time. Poor arrival has lent support to chana cash market and it moved up Rs 150 per qtl to Rs 4050-4100. It is still lower by Rs 200 to 300 from MSP. However, futures traded lower at 3950-75 for Sep month. As Nafed is unwilling to sell chana below MSP, cash market is expected to move up further by Rs 100-200 this month. Demand for dal and besan is expected to improve in the weeks ahead. So Agriwatch expects market to recover soon. Sebi needs to have a close eye on bears in futures. Import is not possible due to 70% import duty and lower crop size in Australia.
- Lentil domestic market is likely to stay steady in the near term.** Demand from cash and bulk users is likely to improve by the end of this month and it may lend support to cash market to a certain level. Masur in Kanpur market is being traded at Rs 3850 -3900. Import flow remains very slow due to higher duty and good availability in domestic market. Stockists are unwilling to sell stock at current price. Overall outlook in the medium term remains firm.
- Governments Estimate: As per govt.'s 4th adv. estimate released on 28th August-2018 govt. has revised up production size of other pulses including Masur.** It has estimated 1.22 MMT production in 2016-17 and for 2017-18 it has projected 1.61 MMT. Traders view it at higher side. Lentil market is expected to trade steady due to low domestic demand.



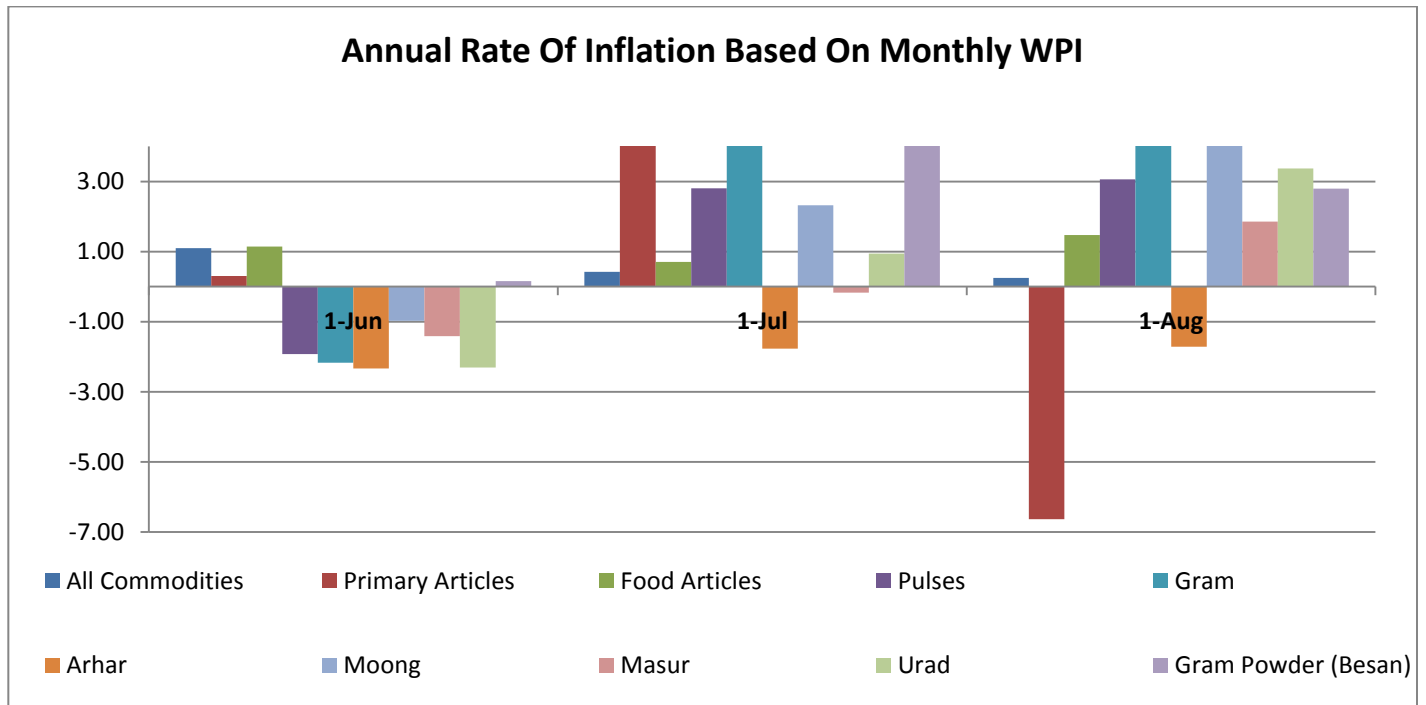
Furthermore export demand is also low as Nepal is offering lentils at \$840 per tonne for export to Bangladesh whereas Indian exporters are offering lentils at \$880 per tonne for the same destination. However, there is no short supply in the market. Stockiest and government are unlikely to release stock in bulk quantity. Stake holders should buy on dip.

International Market:

- **Global chickpea market traded almost steady as demand from bulkbuyers like India remained subdued**, almost nil like previous month. Other buyers too are unwilling to buy as they hope market to move further down from current level. Growers and processors seem worried a lot due to weak demand for small and medium caliber product. Higher area in US is said to be higher at 853,146 acres as per Farm Service Agency of US. However, NASS estimates area at 822,000 acres. As per FSA US farmers have covered 632,482 acres under large Kabuli, 209,338 acres under medium Kabuli and 11,326 acres under Desi chickpea. Fresh bout of buying might be seen from October as exporters may start buying for winter season shipping. Chickpea harvesting in Canada has reached 40% and availability for new chickpea is said to be around 1 lakh tonne now. It was 45,000 MT last year at this point of time.
- **Stock position of lentil and peas in Canada has increased considerably due to lower exports.** Canada used to export a good share of lentil and peas to India. However, good domestic availability and import restrictions imposed by India have decreased exports from Canada. The Pea carryout has increased to 6.5 lakh tonnes compared to 3.0 lakh tonnes in previous year. Lentil ending stock has increased to 8.76 lakh tonnes, up by 178 percent compared to previous year.
- **Canadian Desi Chickpeas markets finished the 2017-18 marketing year with prices falling 21% below** the recent three year average annual price on inter-dealer markets in that country. Analysis of the monthly price pattern reveals the highest monthly average was \$915.00 per MT in September, while the lowest monthly average trading level was \$512.50 per MT in April. During the latest three year period, the highest monthly average trading level was \$870.83 per MT in June, compared to the lowest monthly average of \$777.50 per MT in February.
- **As per the latest market update production of Chickpeas in Australia may be around 3.09 lakh tonne.** Queensland production has been pegged at 2.17 lakh tonne. Field Pea production may touch 3.01 lakh tonne, Lentil production has been pegged at 3.47 lakh tonne. Total pulses production including Lupins and Faba beans has been pegged at 1713 lakh tonne. It is 72% lower in case of chickpeas, 9% up in case of peas, 26% down in case of lentils when compared to 2017.
- **Lentil markets traded slightly down from previous week as harvests are on in both the United States and Canada.** Pressure is likely to be on in August as farmers seem to sell 50% of their crop as soon as possible. Markets were not helped by rising tensions between the United States and Turkey. Fears that will devolve into another trade war had a negative impact on the value of the Turkish lira.
- **Global peas market traded under pressure before likely commencement of harvesting in northern hemisphere.** Major buyers like India & Pakistan are out of market right now and others are waiting for new crop pressure to build up. However, trading activities are seen in feed grade peas. Exporters in Canada have enough stock to cater the incoming demand in the weeks ahead. After harvesting pressure coming to an end, stockists/exporters may be active once again, that may help prices to recover from mid August.
- **Canada lentil area is said to be lower than intended by one million acres to 3.77 MMT.** Agri experts expected it to be 4.05 million acres. Actually, at the time of sowing prices remained subdued and it impacted farmers to reduce area from 4.05 to 3.37 million ha. Canada had planted 4.4 million acres in 2018. Under current prevailing condition production would be only slip from last year's 2.559 million metric ton (MT) harvest to 2.495 million this year.

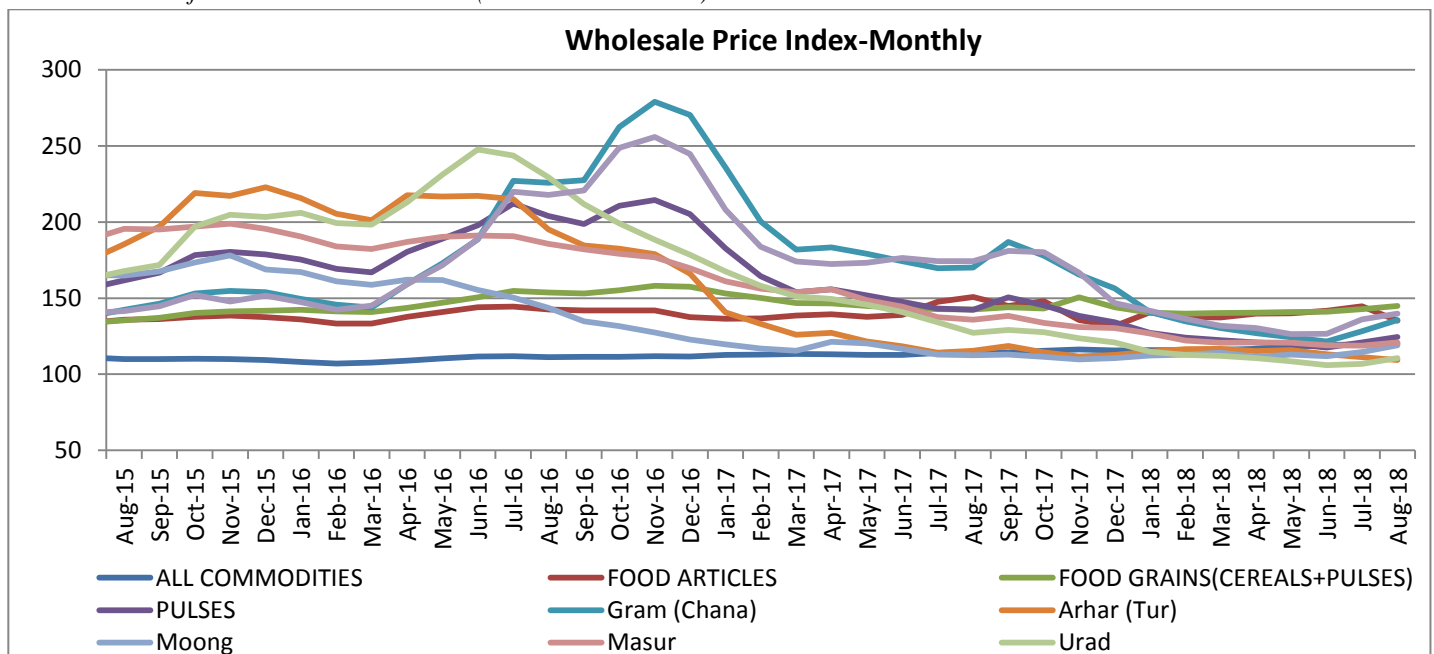
Weekly Outlook: -Pulses are likely to trade steady to slightly firm this week.

Monthly Wholesale Price Index:



Annual Rate Of Inflation:

Index Numbers of Wholesale Price in India (Base: 2011-12=100)



Pulses WPI increased by 3.5 point from 120.8 in Jul to 124.5 in Aug-2018.

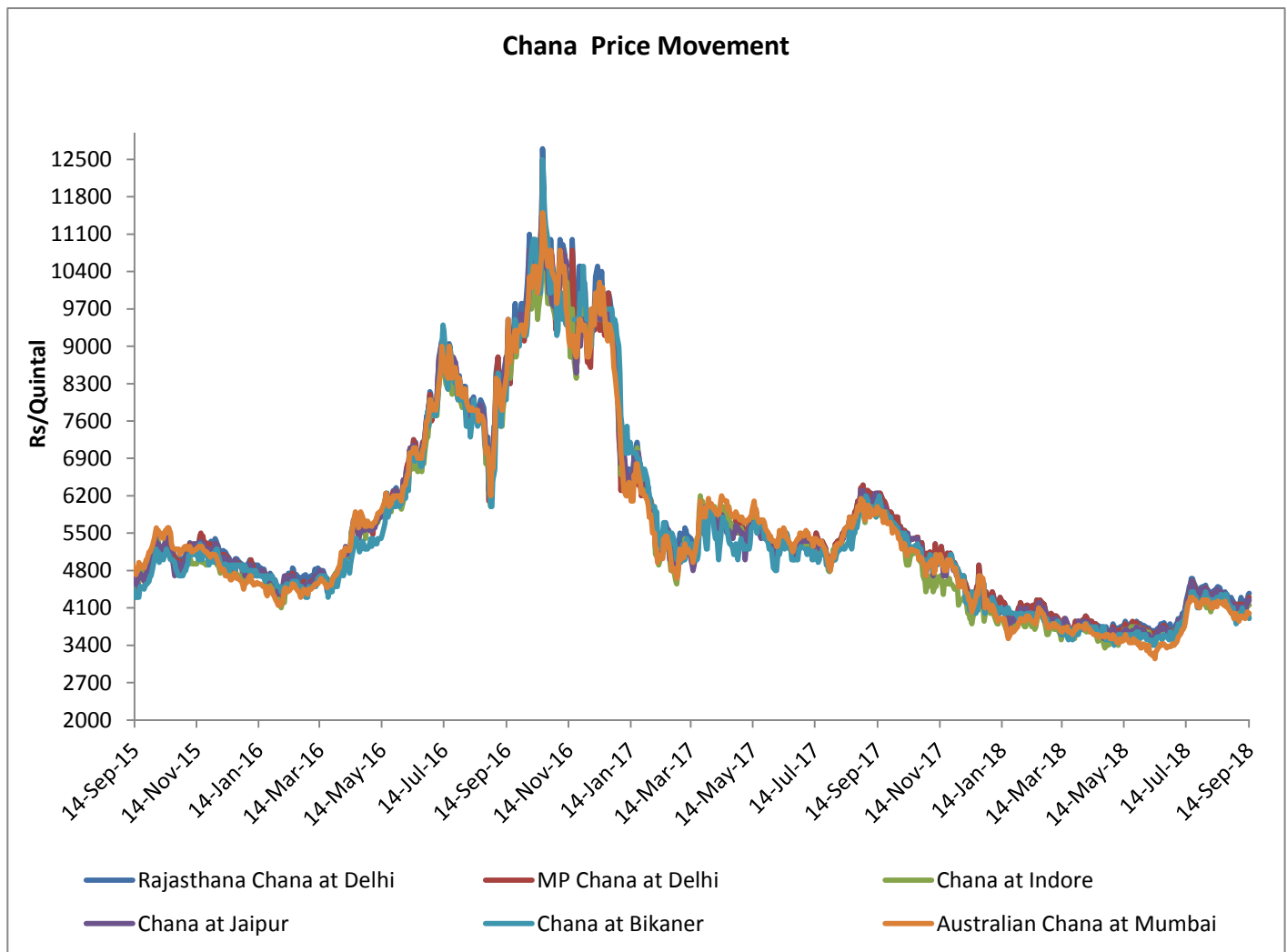
Pulses-Wise Scenario:

Chana

Current Scenario:

Chana cash market is expected to move up from current level despite Nafed intention to continue selling chana through auction. Actually arrivals in major mandis have decreased drastically in recent weeks and stockists are unwilling to sell stock at current price. Market is well aware of the fact that six months are still left for consumption and total requirement is pegged at 48-50 lakh tonne. So supply demand side seems balanced. Import is not possible at current 70% duty. So if area decreases slightly for next crop, starting from mid Oct, may push chana price up. Nafed is not going to sell entire quantity through auction. Demand for chana is likely to improve and it may support chana market in coming weeks. Chana in Delhi market is being traded at Rs 4200-4300 per qtl. Oftake is weak right now. Agriwatch expects steady to slightly up movement in the near to medium term.

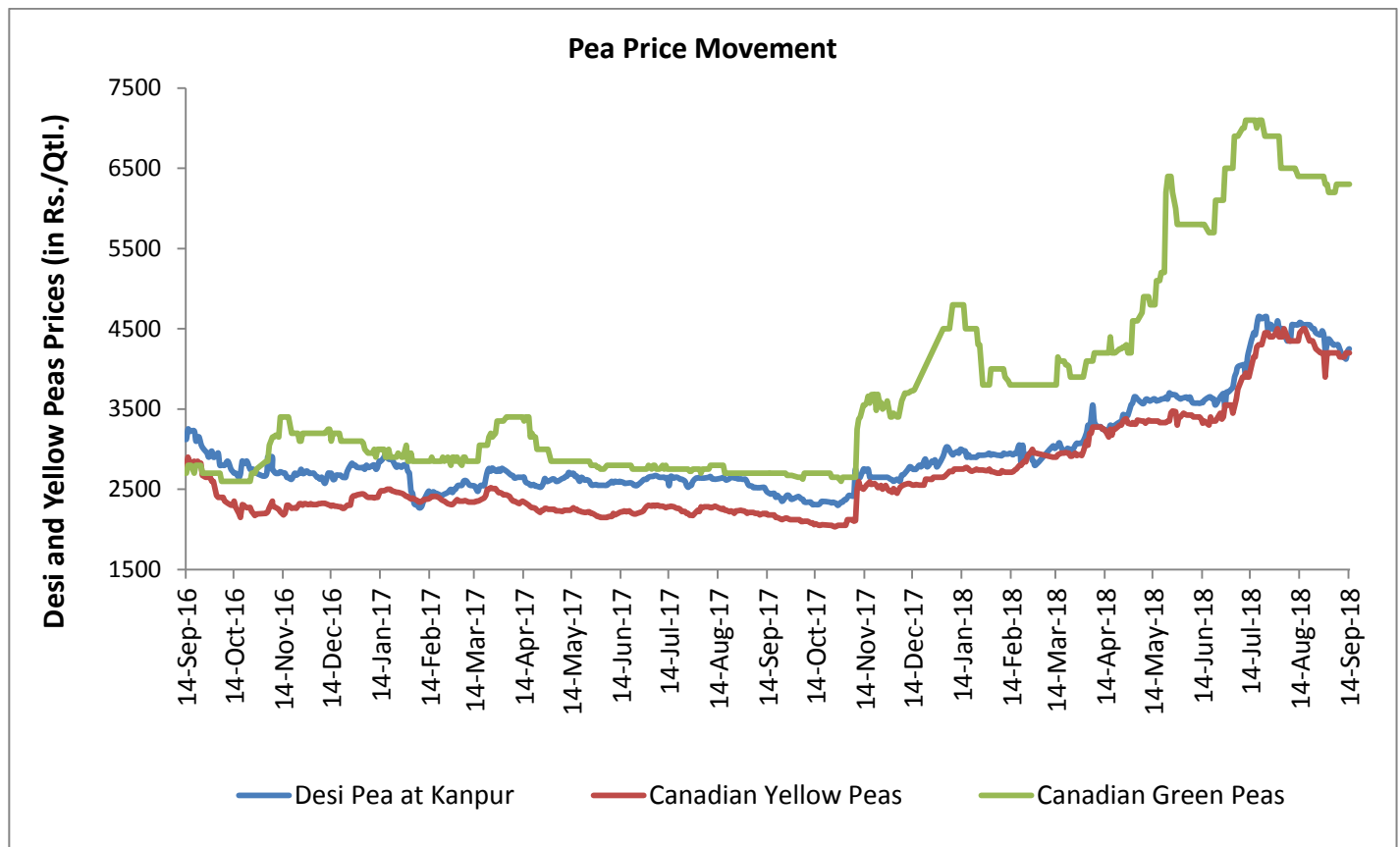
Chana in Delhi market is being traded at Rs 4200-4300 per qtl. All India average price for Chana increased by 2.44 percent to Rs 4141 per qtl. Imported gram (old imported crop) price increased by 0.91 percent to Rs 3966 per Qtl. Australian chana is being quoted at Rs 4000. Following graph illustrates the chana price movement in different markets:



Market Outlook: Chana may trade steady to slightly weak this week too.

Peas (Matar):

Market Recap:



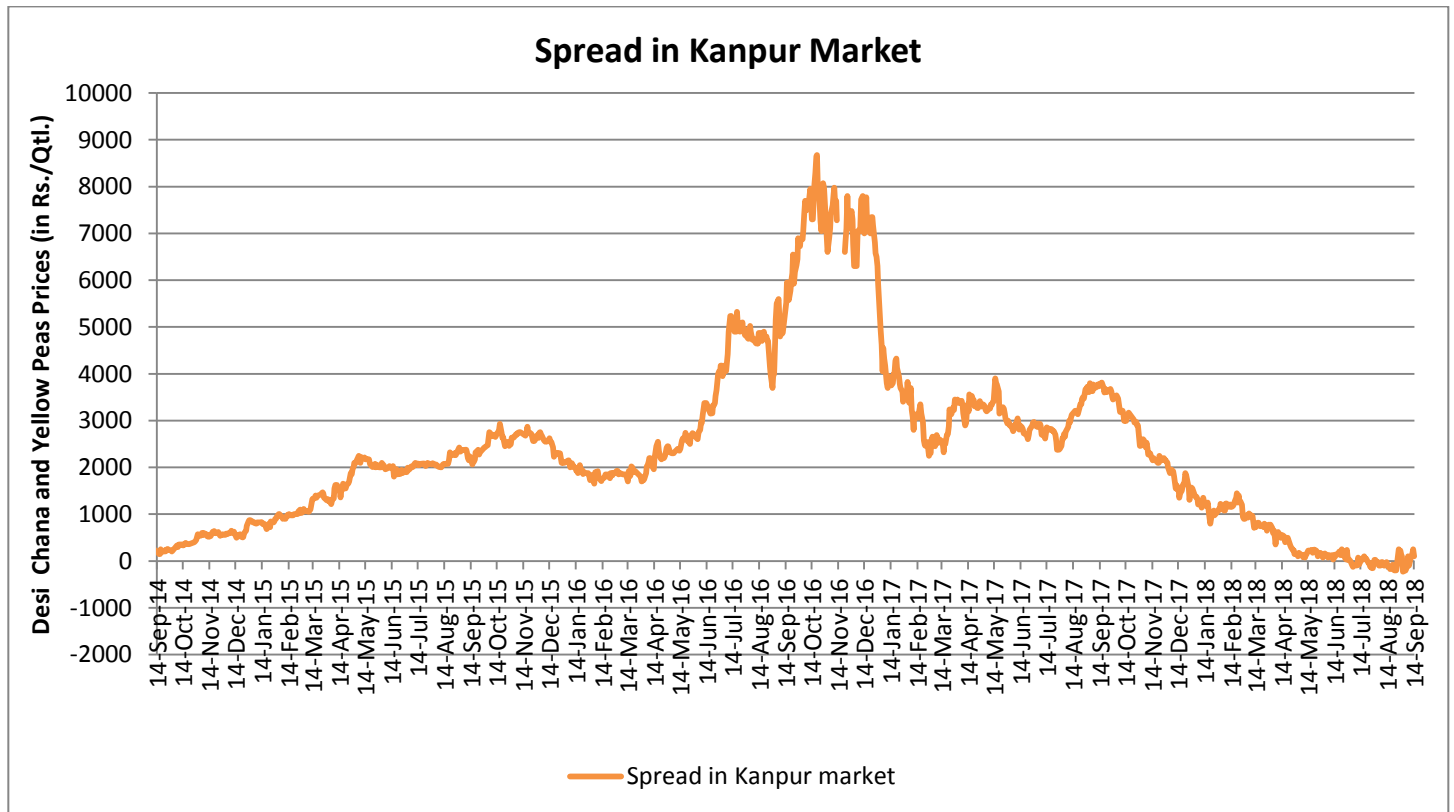
Available stock of peas at various ports is said to be over 1.50 lakh tonnes and in domestic market it has been pegged at around 1.25 lakh tonne. So there is comfortable stock position right now. Besides, demand for peas has been affected by lower chana price. So market is expected to move further down from current level..Peas may touch Rs 4000-4100 once again. At this level stake holders should buy. As demand is expected to improve, market may move up soon after touching 4000-4100 level.

Current Market Dynamics & Outlook:

At Kanpur, Desi Peas traded steady at Rs 4200- due to weak offtake from retailers/stockists. Canadian pea in Mumbai market traded almost steady to 4200 .It may move further down by Rs 100 as chana is almost steady. If chana moves up, it may support peas market in coming weeks.. Slight downward correction is expected this week too. Stake holders should buy on dip. Green pea is being traded at RS6300 per qtl. in Mumbai market.

Spread With Chana:

Spread between Chana and Peas, at Kanpur market moved into positive zone now due to lower peas price this week. Spread is expected to move in the range of 100 to 150 per quintal in the coming weeks, on relative movement in Chana prices. Overall outlook seems steady to slightly weak. Buying on dip is good, as imported pea costing remain be higher.



Market Outlook: Outlook remains steady to slightly weak.

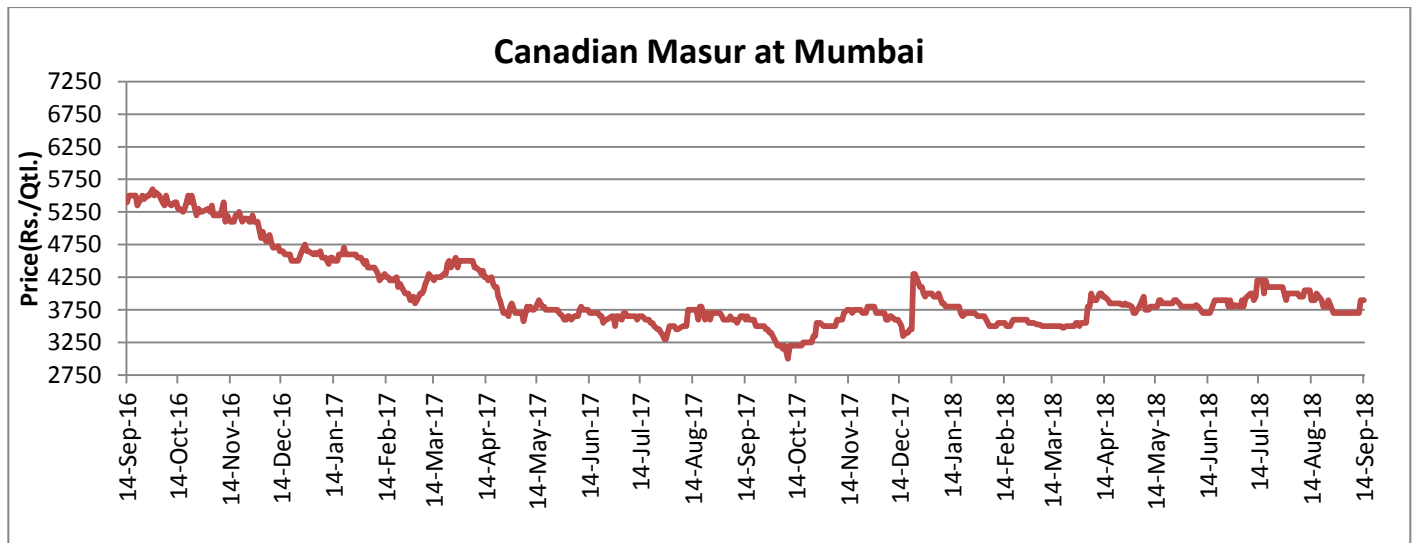
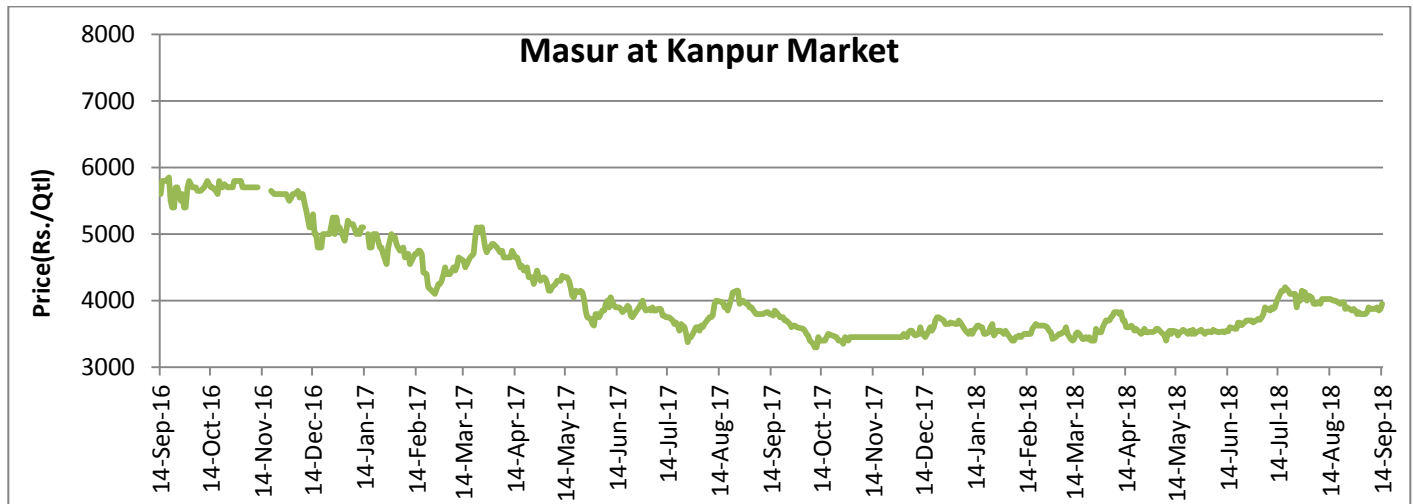
Lentils (Masoor):

Market Recap:

Tur remains competitor for lentil in India now has eaten 30 to 35% market share in local market. Market participants say that around one lakh tonne red lentil is available at ports like Kolkatta, Mundra, Hazira and Navasheva. There is an assumption that total crop size this year may be over 12 lakh tonne in 2017-18. Besides, Nafed has ample stock around 2.75 lakh tonne including new and old. So demand is unlikely to improve smartly in coming weeks. It would cap market to getting firmer. Further lower side correction is unlikely as demand is expected to improve due to decreasing stock in mills. Besides, govt is considering increase in duty. If govt raises duty further, some support is expected otherwise nominal firmness might be seen in Oct. Nafed has already started selling lentil through auction. It would keep market capped to a certain extent in the short term.

Current Scenario:

Weekly average price traded slightly firm to Rs 3890 per qtl in Kanpur. Currently in Mumbai, it is being quoted up by 1.18% at Rs 3820 per qtl, ... Steady to firm tone may prevail this week as demand at current level is expected from Oct from retail sector. Mills stock is coming down and govt may increase duty under consideration.



Market Outlook: Prices are likely to notice steady to firm tone this week.

Pigeon Pea (Tur/Toor):

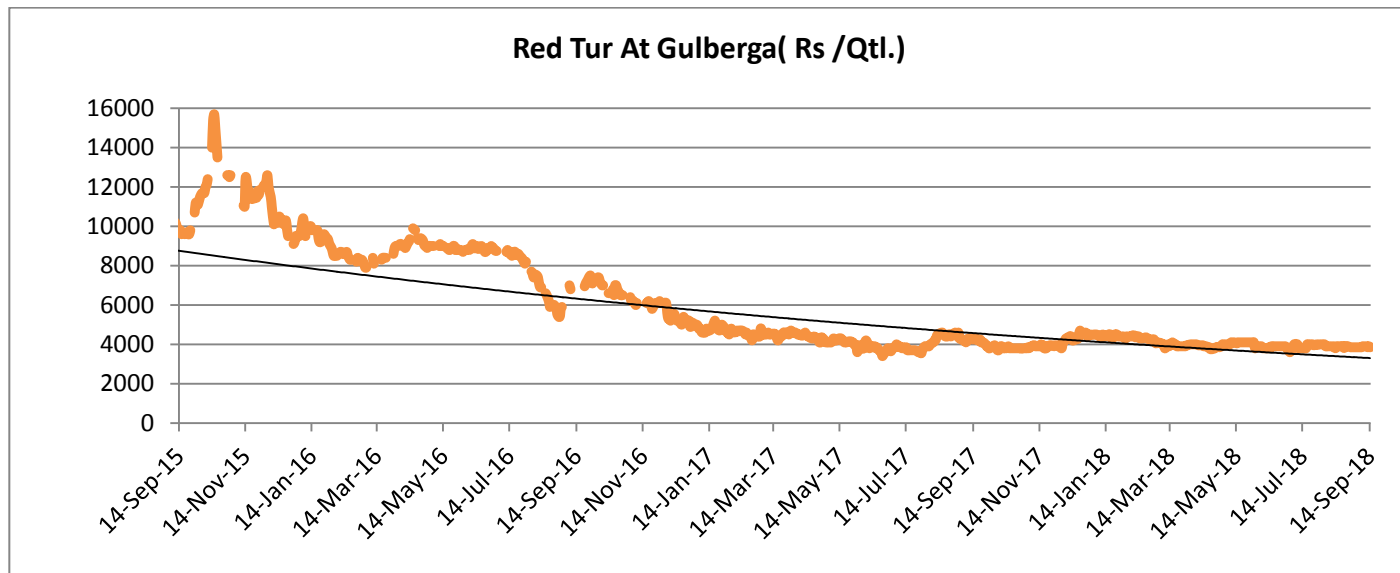
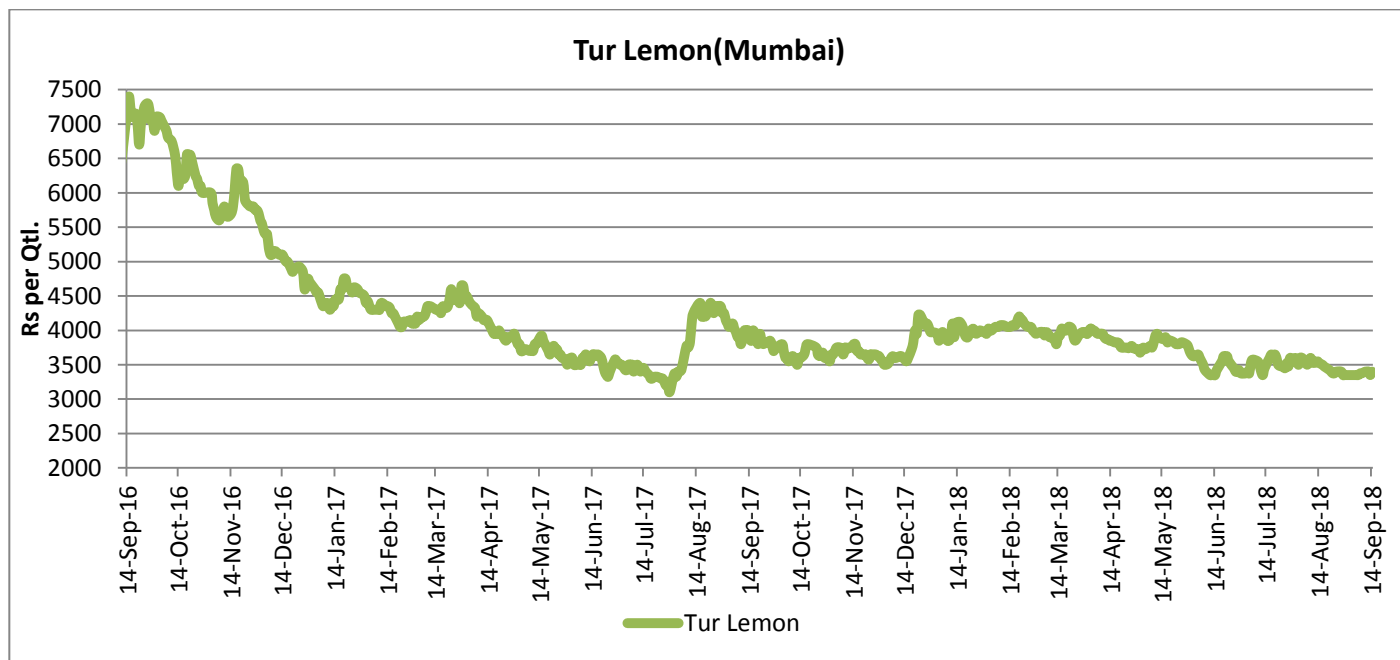
Market Recap:

Kharif Tur area have crossed last year's level now and is up by 0.86 % to 45.70 lakh ha as on 14th Sep-2018. Area in AP is running behind by 6.70 % to 2.09 against normal of 2.22 lakh ha. It is lower in Gujarat by 7.05 to 2.51 lakh ha against normal of 2.47 lakh ha. It is lower in Jharkhand by 6.08 % to 2.28 lakh ha against normal of 2.04 lakh ha. In major producing states it is up in Karnataka by 12.74% to 9.91 lakh ha against normal of 8.17 lakh ha. It is 3.01% lower in Maharashtra to 12.34 against normal of 12.41 lakh ha. so far. It is down in MP by 1.85% to 6.35 lakh ha. Normal area in MP is 5.57 lakh ha. It is up in Telangana and UP by 10.54 and 3.12 % to 2.77 and 3.36 lakh ha. Overall scenario for Tur area seems positive and production is expected to be near at 38.98 lakh tonne in 2018-19 despite crop loss in some parts of major producing states. Availability would remain at comfortable level this year too. Overall tone seems supportive for tur market in the medium term.



Current Market Dynamics & Outlook:

Burma offered Tur Lemon at \$350 per MT basis cNF Indian port. Linkly, Old and new lemon Tur quotes remain same. Despite smart gains in prices at origin, there is import parity and import seems possible to the level of 3.5 lakh tonne in current MY. Market should stabilize near 4000-4500 in the near to medium term. Stock in private hands has come down. Festive season commences and demand is likely to improve in coming weeks.



Market Outlook: Tur prices are likely to show steady to slightly firm movement this week as trading activities are likely to improve..

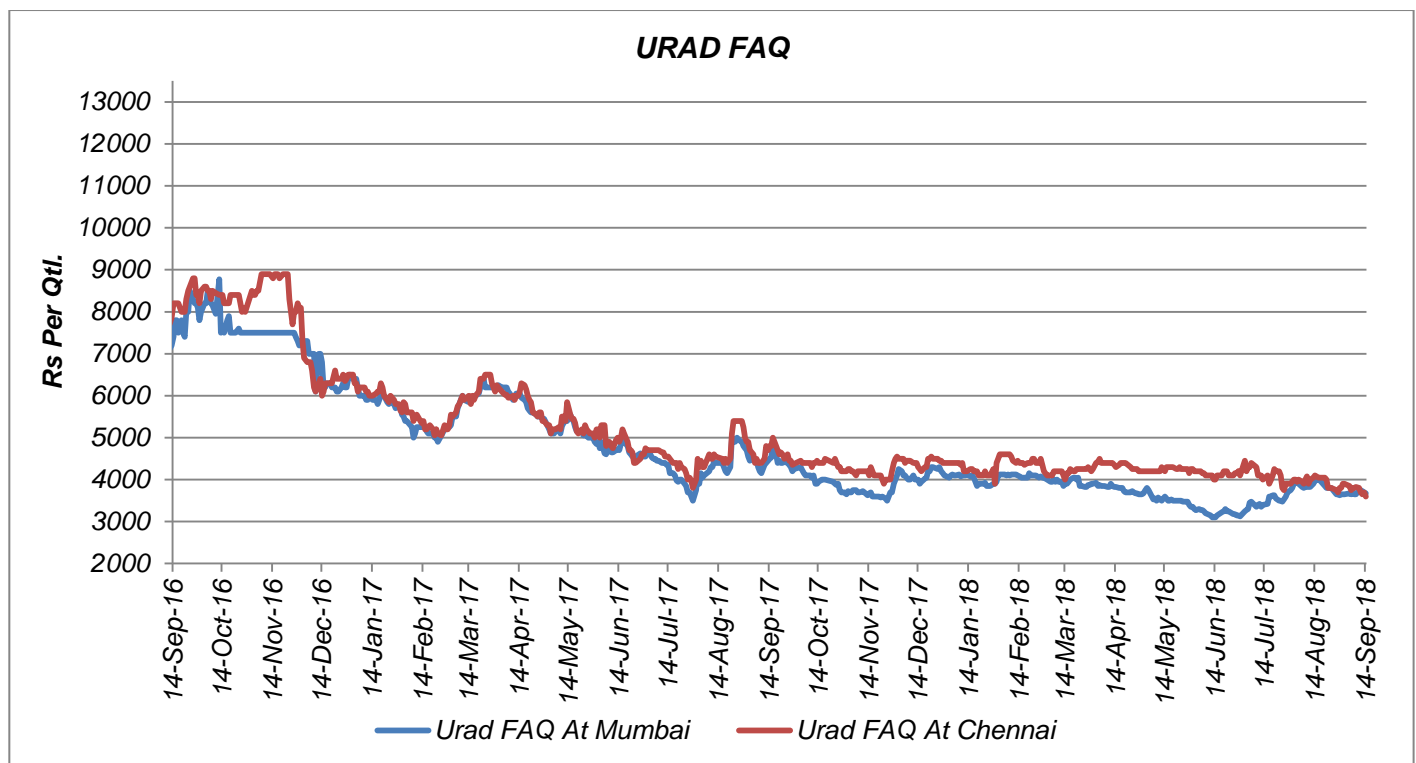
Black Matpe (Urad):

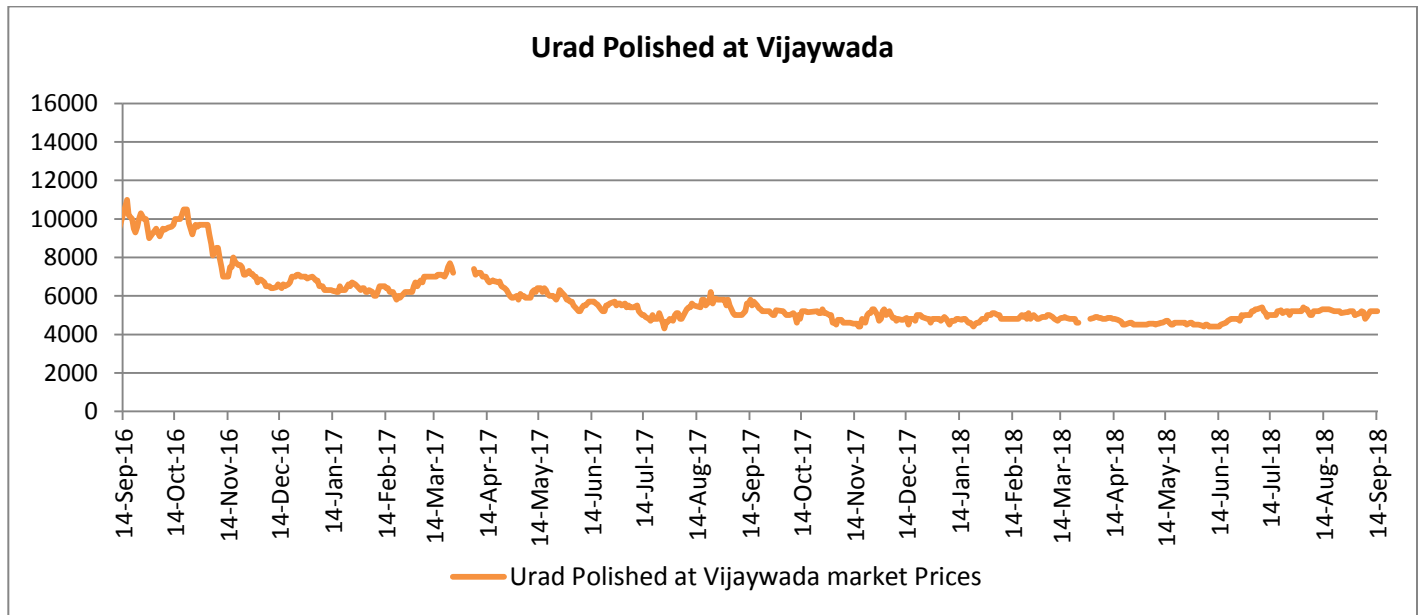
Agriwatch 1st adv estimate for kharif Urad is 18.81 lakh tonne for 2018-19, lower by around 0.38 lakh tonne from last year due to lower area coverage and some crop loss in pockets of major growing states. Total kharif rabi production is estimated at 24.58 lakh tonne for 2018-19. It was 25.47 lakh tonne in 2017-18. • Lower area coverage by 12.5 to 38.02 lakh ha so far in comparison to last year till 1st week of Sep and import cap of 1.5 lakh tonne for the year amid report of crop loss in Rajasthan and Maharashtra may lend support to urad cash market in coming weeks. Arrival of old Urad in mandis is almost over now. However, old stock is available in Shivpuri, Katni Agra, Bhopal line in plenty. Lower stock of imported Urad and likely procurement at new MSP may push up price to a certain extent. Demand is weak and may improve from Oct.

Kharif Urad area is running behind by 8.81 lakh ha from last year to 40.20 lakh ha as on 14th Sep-2018. Actually, major producer of kharif Urad is MP, Uttar Pradesh, Maharashtra and Rajasthan. Area is down in MP by 7.66% to 16.52 lakh ha, it is down in Maharashtra by 22.31% to 3.75 lakh ha and by 12.62% to 4.72 lakh ha in Rajasthan. However, it is up by 15.44% to 6.88 lakh ha in UP. So production is expected to decrease this year from 25.47 to 24.58 lakh tonne including 5.77 lakh tonne rabi crop.

Current Market Dynamics & Outlook:

Urad FAQ at Mumbai (Rs.3600-3650 per Qtl.) and Chennai (Rs.3700-3750 per Qtl.) noticed weak tone. It traded steady in Vijaywada too. Range bound movement might be seen in Urad market, due to weak demand at higher level. The following graph shows the price movement in different markets:-



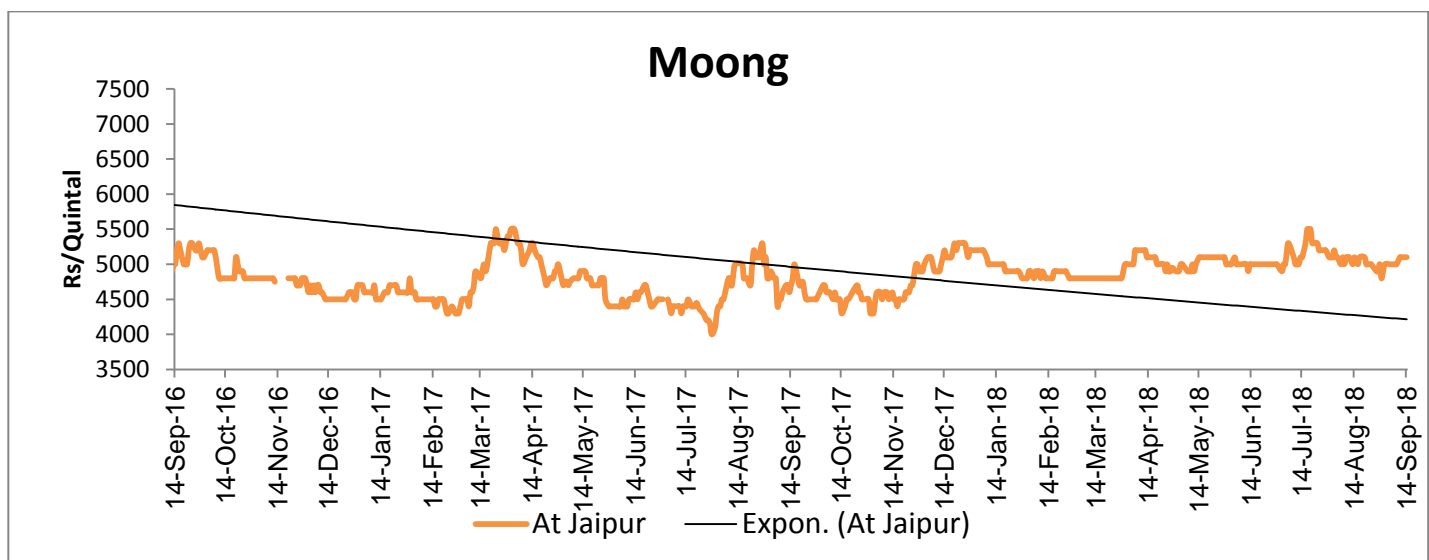


Market Outlook: Urad Prices are likely to show steady momentum this week .

Green Gram (Moong):

The Maharashtra govt has sought 15000 MT pulses per month from central govt at subsidized rates. In August the cabinet had approved a proposal given by the agriculture ministry that the centre would provide pulses at a discount of Rs 15 per kg on whole sale rate to state govt and that would be then sold under PDS.. Under this approved scheme ,states/UT are offered to lift 3.48 MMT Chana, Masur moong and Urad at a discount of Rs15 over wholesale market price. Out of total Mah govt has sought 10000 Mt chana and 5000 Mt moong, which would be sold from mid Sep. New arrivals of moong in various mandis have capped uptrend and market is likely to trade weak.

Market Recap:



Market Outlook: Moong prices are likely to trade steady to slightly weak in the near term.

**Pulses Import & Average CiF:**

Month	Chickpea		Tur		Green Peas		Lentil	
	Quantity/MT	CiF (\$/T)	Quantity/MT	CiF (\$/T)	Quantity/MT	CiF (\$/T)	Quantity/MT	CiF (\$/T)
18-May	1266.23	692.47	18821.66	445.62	6961.14	384.11	1703.9	496.17
18-Jun	3054.22	517.45	11910.11	422.63	8524.17	378.35	11907.98	469.92
18-Jul	0.00	NA	17861.99	420.68	4023.82	364.99	6859.33	422.84

Month	Black Matpe		Moong		Yellow Pea		Kidney Bean	
	Quantity/MT	CiF (\$/T)	Quantity/MT	CiF (\$/T)	Quantity/MT	CiF (\$/T)	Quantity/MT	CiF (\$/T)
18-May	3642.52	526.94	829	699.57	72062.99	266.76	8957.42	1079.04
18-Jun	7736.39	499.79	799.85	798.88	128719	269.79	6197.42	999.61
18-Jul	42701.81	465.96	6732.19	591.52	40919.58	261.24	1157.04	1019.43

Source-Trade**All Pulses Progressive Kharif Sowing- Sep2018:**

Kharif Pulses Progressive Sowing-2018-19 as on 14 Sep-2018 (In Lakh ha)						
Crop Name	Normal Area for whole Kharif Season	Normal Area as on date	Area Sown reported			% Ch from Last Year
			This Year 2018	% of Normal for whole season	Last Year 2017	
Tur	41.90	41.65	45.70	109.1	45.31	0.86
Urad	27.00	31.22	40.20	148.9	44.09	-8.81
Moong	24.93	27.52	34.25	137.4	31.86	7.50
Kulthi	2.27	0.72	0.86	38.1	0.92	-6.30
Others	15.83	16.64	16.39	103.5	16.41	-0.15
Total Pulses	111.93	117.75	137.41	122.8	138.60	-0.86

Statewise Kharif Pulses Sowing as on 07 Sep 2018:

State	Total Pulses Planting Progress-2018-19 As on 14 sep2018 (In Lakh ha)				
	Normal Area	Normal Area as on date	Area Sown Reported		
			2018	2017	% Ch from last year
Andhra Pradesh	2.99	2.40	2.44	2.86	-14.69
Arunachal Pradesh	0.05	0.03	0.06	0.06	6.37
Assam	0.06	0.05	0.17	0.13	33.86
Bihar	0.57	1.01	1.03	1.12	-8.04
Chhattisgarh	2.08	3.20	3.12	3.43	-8.89
Goa	0.00	0.00	0.00	0.00	#DIV/0!
Gujarat	4.89	5.19	4.35	5.64	-22.87

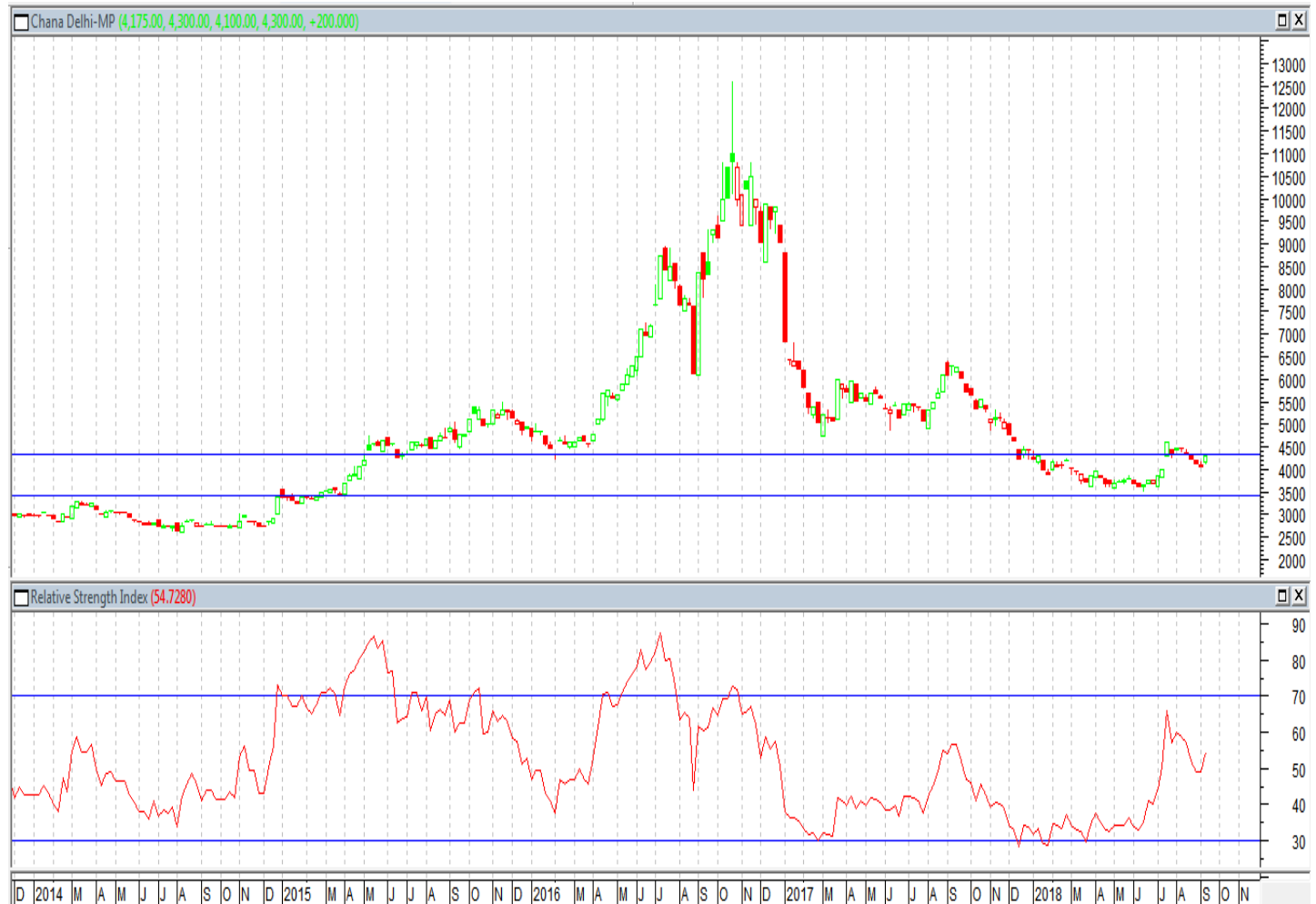
Haryana	0.26	0.25	0.26	0.28	-7.14
Himachal Pra.	0.17	0.22	0.17	0.10	63.46
J&K	0.20	0.15	0.06	0.07	-14.29
Jharkhand	3.69	0.92	4.26	4.59	-7.05
Karnataka	13.72	14.42	16.38	15.26	7.34
Kerala	0.01	0.00	0.00	0.00	#DIV/0!
Madhya Pradesh	15.66	18.85	25.12	26.80	-6.27
Maharashtra	20.48	20.77	20.89	22.86	-8.64
Manipur	0.05	0.02	0.00	0.00	#DIV/0!
Meghalaya	0.01	0.00	0.01	0.01	-46.28
Mizoram	0.02	0.01	0.00	0.00	#DIV/0!
Nagaland	0.18	0.10	0.00	0.00	#DIV/0!
Odisha	4.66	6.43	5.94	6.47	-8.21
Punjab	0.10	0.14	0.13	0.09	44.44
Rajasthan	25.34	26.42	35.98	32.60	10.40
Sikkim	0.06	0.01	0.06	0.05	4.01
Tamil Nadu	2.34	1.42	1.01	1.47	-31.50
Telangana	4.22	4.44	3.75	3.71	1.05
Tripura	0.09	0.00	0.00	0.00	#DIV/0!
Uttar Pradesh	8.82	10.04	10.97	9.77	12.33
Uttarakhand	0.45	0.57	0.69	0.65	6.15
West Bengal	0.73	0.57	0.56	0.58	-4.30
Puducherry	0.01	0.00	0.00	0.00	#DIV/0!
Others	0.03	0.00	0.00	0.00	#DIV/0!
All-India	111.93	117.75	137.41	138.60	-0.86

Source:Govt Of India



Pulses Wise Technical Outlook For The Week:-

Chana:



Outlook –We expect prices to show steady to firm movement in the coming days.

- Candlestick chart denotes firm movement in the market.
- RSI is moving up in neutral region.
- Expected price band for chickpea is 4150 to 4350 in this week in Delhi market.

Strategy: Buy on dip

Trade Recommendations: Market participants are advised to go long near 4200 levels for a target of 4300 and 4350 with a stop loss at 4100 on closing basis.

Chana Physical

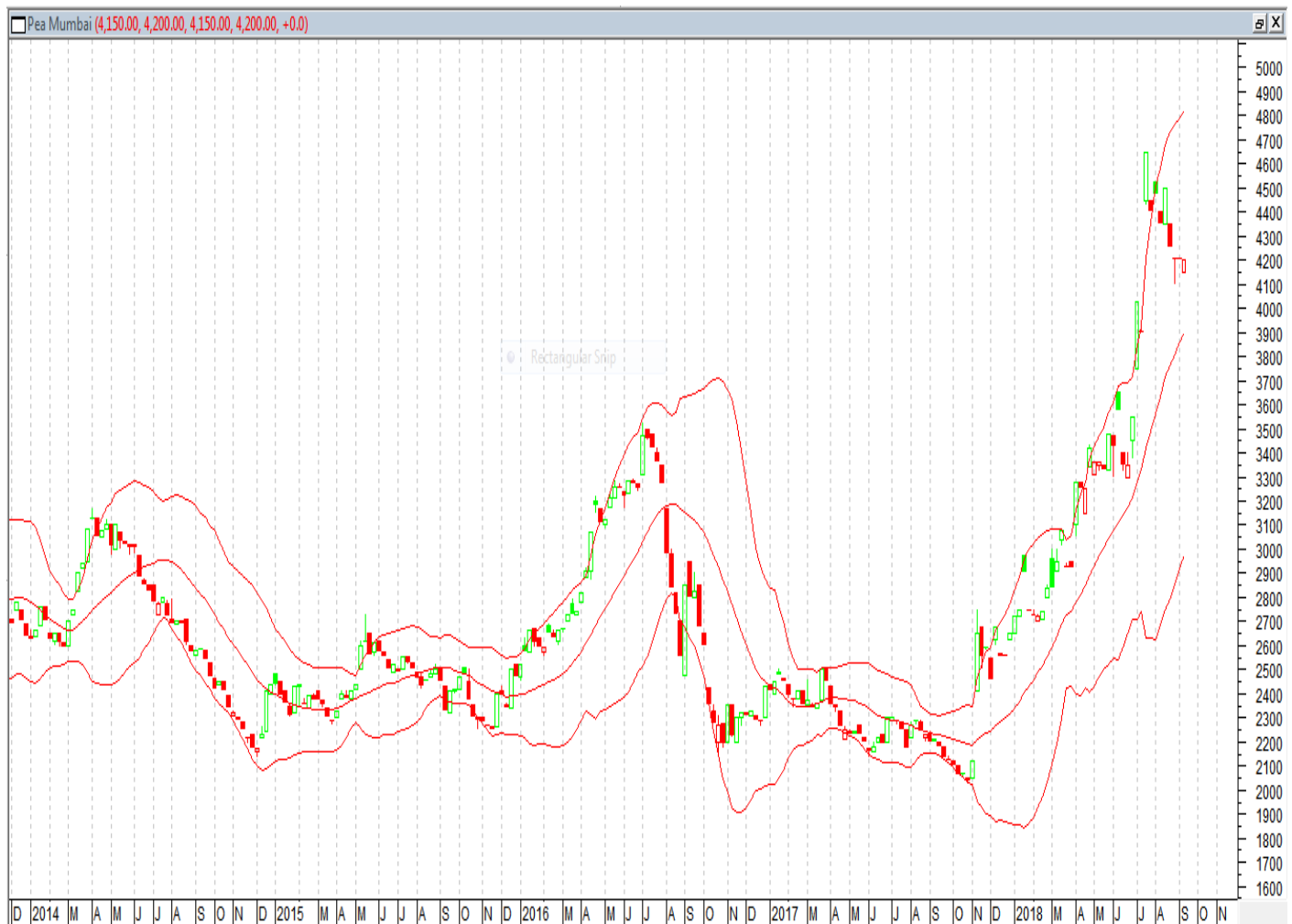
Support & Resistance				
S2	S1	PCP	R1	R2
3950	4100	4300	4350	4450

Spot Market outlook: Chana prices are likely to show firm movement.



Peas:

Yellow Peas -Canadian Origin (at Mumbai) - Spot Market Weekly Chart



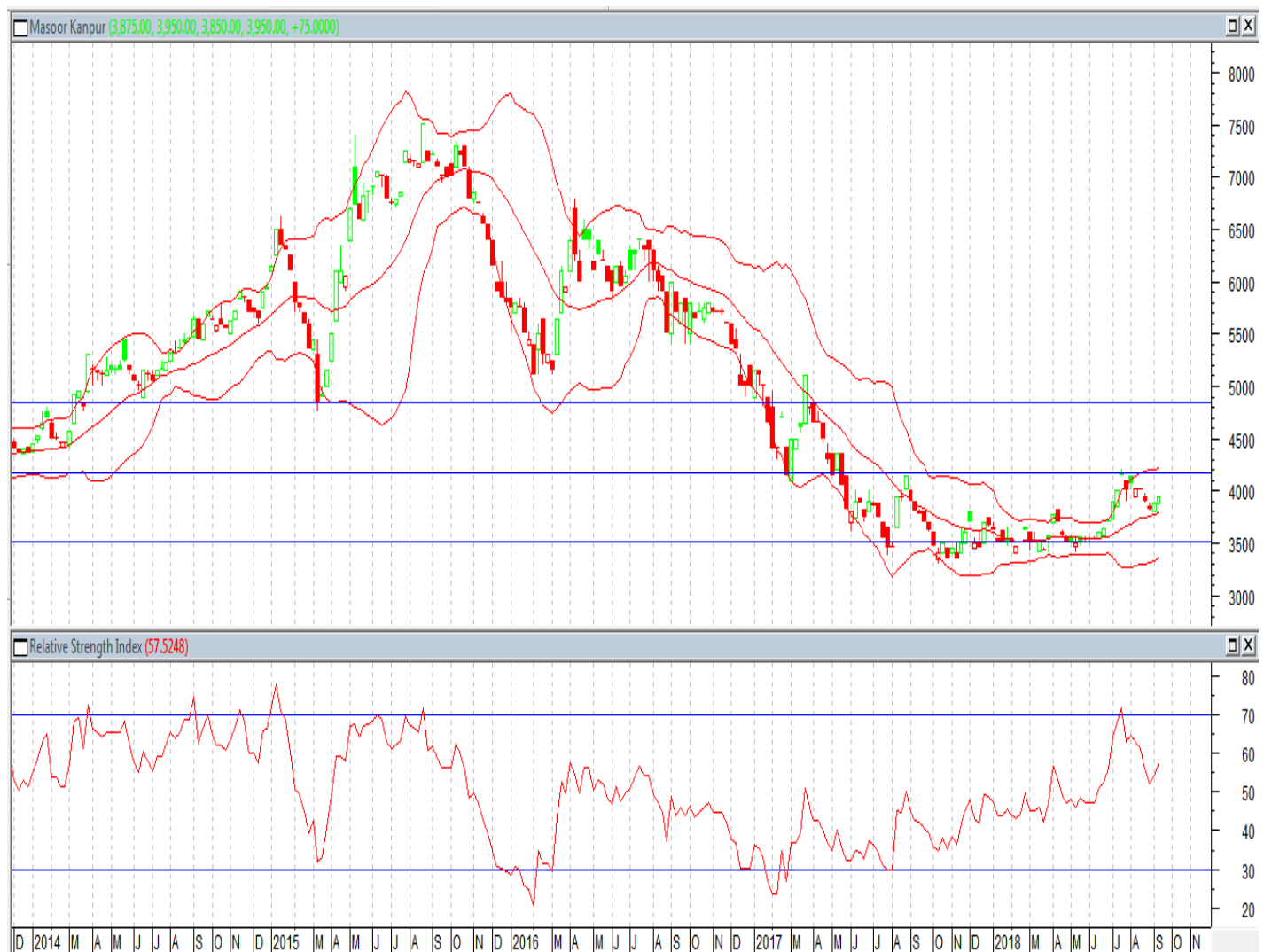
Outlook – Agriwatch expects prices to show steady to slightly weak movement in the coming days.

- Candlestick chart denotes steady to slightly weak movement in the market.
- RSI is moving down in neutral region.
- Expected price band for pea is 4100-4350 level in this week.

Strategy: Buy on dip

Recommendations: Buy around 4150 with the first target of 4250 and second target 4300 with stop loss at 4100 level.

Support & Resistance				
S2	S1	PCP	R1	R2
4000	4100	4200	4350	4450

**Masoor:****Desi Masoor (at Kanpur) Spot Market Weekly Chart:**

Outlook –Steady to firm movement is likely to be noticed in coming week.

- Chart depicts steady to firm movement in the market.
- RSI oscillator is moving up in neutral region.
- Expected price range is 3800-4050

Strategy: Buy on dip

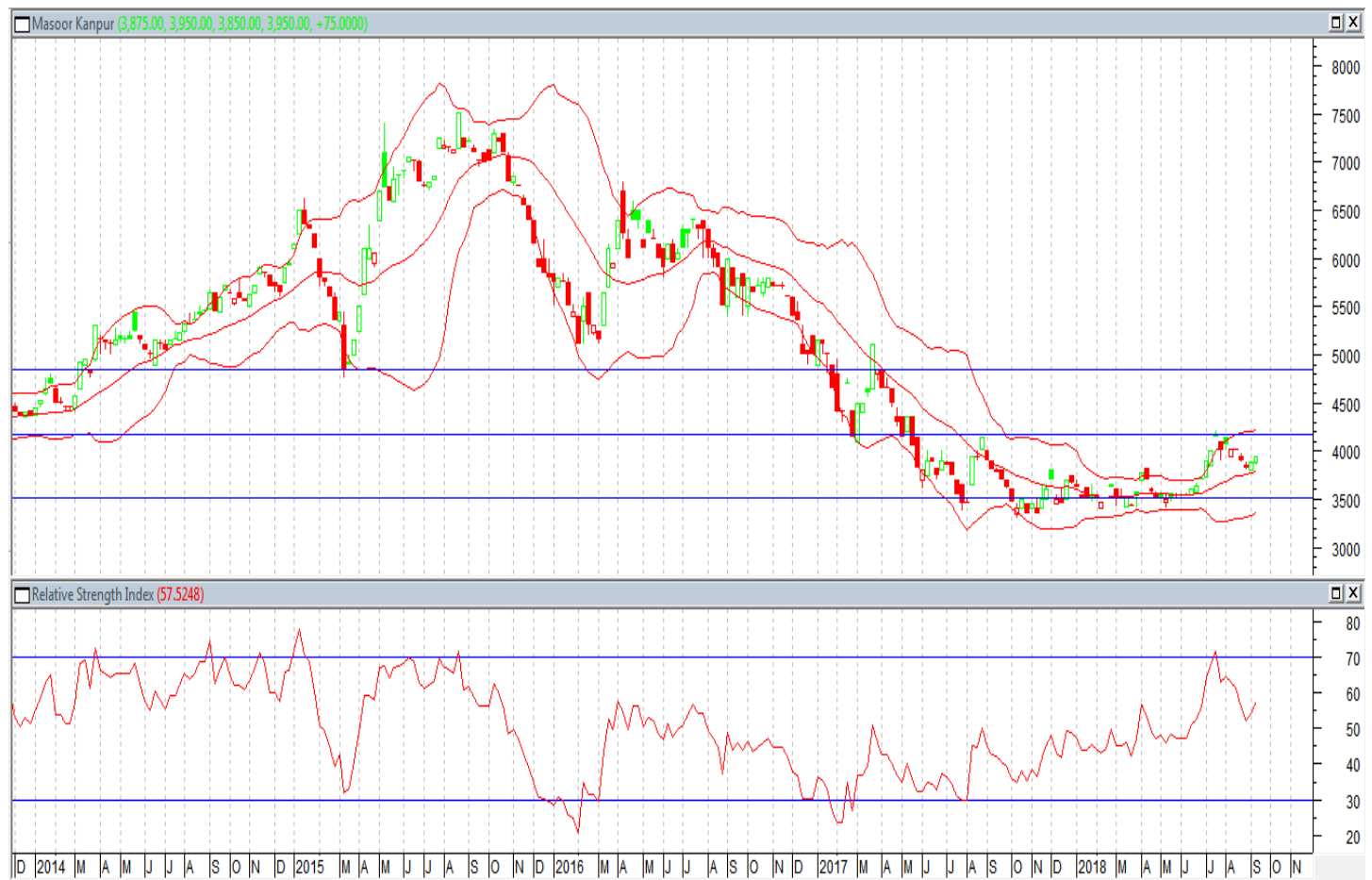
Trade Recommendations: Buy around 3850 with the first target of 4000 and second target 4050 with stop loss at 3800level.

Support & Resistance				
S2	S1	PCP	R1	R2
3700	3800	3950	4050	4150



Tur:

Tur (at Gulbarga) Spot Market Weekly Chart:



Outlook - We expect prices to show range bound to firm movement in the coming week.

- Candlestick chart denotes firm movement in the market.
- Oscillator RSI is moving up in neutral region.
- Expected price range is 3900-4250

Strategy: Buy on dip

Trade Recommendations: -Go long around 3900 with the first target of 3950 and second target 4000 with stop loss at 3800level.

Support & Resistance				
S2	S1	PCP	R1	R2
3750	3800	3950	4150	4250

Urad

Urad FAQ- Burma Origin (at Mumbai) Spot Market Weekly Chart:



Outlook – We expect steady to slightly weak momentum in the coming week.

- Candlestick chart shows range bound to weak movement in the market.
- RSI is moving down in neutral region.
- Expected price range is 3550-3850

Strategy: Buy on dip

Trade Recommendations: Go long near 3650 for a target of 3750 and 3850 keeping stop-loss at 3600

Supports & Resistances					
S2	S1	PCP	R1	R2	
3500	3600	3675	3900	4050	

Moong:

Desi Moong (at Jaipur) Spot Market Weekly Chart



Outlook - We expect prices to show range bound to slightly weak movement in the coming week.

- Candlestick chart depicts steady to weak movement in the market.
- RSI is moving down in neutral region.
- Expected price band is 4900-5400 levels.

Strategy: Buy on dip

Trade Recommendations: Go long near 5000 with target of 5200 and 5300 keeping stop loss of 4900 levels.

Support & Resistance

S2	S1	PCP	R1	R2
4800	4900	5100	5450	5500

Indian Pulses MSP

MSP (Rs/Quintal)	2011-12	2012-13	2013-14	2014-15	2015-16	2016-17	2017-18	2018-19
Tur (Arhar)	3200*	3850	4300	4350	4625**	5050***	5450**	5675
Moong	3500*	4400	4500	4600	4850**	5225***	5575**	6975
Urad	3300*	4300	4300	4350	4625**	5000***	5400**	5600
Gram	2800	3000	3100	3175	3425	4000 ***	4400**	-
Lentil (Masur)	2800	2900	2950	3075	3325	3925 **	4150*	-

*: Additional Bonus of Rs 500 per quintal for market arrivals within the first two months of harvesting

.: Additional Bonus of Rs 200 per quintal, *: Additional Bonus of Rs 425 per quintal

Pulses Production Snapshot by MOA:

Fig in MMT	4th Adv Est released on 27.08.2018 by DES(All fig In MMT)	2016-17	2017-18

	Season	2010-11	2011-12	2012-13	2013-14	2014-15	2015-16	3rd adv Est	Final est	Target	4th Adv
Tur	Kharif	2.86	2.65	3.02	3.17	2.81	2.56	4.6	4.87	4.25	4.25
Gram	Rabi	8.22	7.7	8.83	9.53	7.33	7.06	9.08	9.38	9.75	11.23
Urad	Kharif	1.4	1.23	1.43	1.15	1.28	1.25	2.16	2.18	1.85	2.84
	Rabi	0.36	0.53	0.47	0.55	0.68	0.7	0.76	0.66	0.75	0.73
	Total	1.76	1.76	1.9	1.7	1.96	1.95	2.92	2.84	2.6	3.57
Moong	Kharif	1.53	1.24	0.79	0.96	0.87	1	1.53	1.64	1.65	1.44
	Rabi	0.27	0.4	0.4	0.65	0.64	0.59	0.54	0.52	0.65	0.57
	Total	1.8	1.64	1.19	1.61	1.51	1.59	2.07	2.16	2.30	2.01
Leentil	Rabi	0.94	1.06	0.98	1.02	1.04	0.98		1.22		1.61
Other Pulses	Kharif	1.33	0.93	0.62	0.71	0.77	0.72	0.83	0.89	1	0.82
Other Pulses	Rabi	2.27	2.4	2.73	2.53	2.77	2.47	2.9	1.77	3	1.76
	Total	3.6	3.33	3.35	3.24	3.54	3.19	3.73	2.66	4	3.82
Total Pulses	Kharif	7.12	6.05	5.86	5.99	5.73	5.53	9.12	9.58	8.75	9.35
Total Pulses	Rabi	11.12	11.03	12.43	13.26	11.42	10.82	13.29	13.55	14.15	15.9
All India	Grand Total	18.24	17.08	18.29	19.25	17.15	16.35	22.41	23.13	22.9	25.25

International Pulses scenario:*Canada Pulses:*

<i>Canada Total Pulses and Special Crops: May 25, 2018</i>				
	2015-2016	2016-2017	2017-2018	2018-19f
Area seeded (kha)	3,592	4,520	3,927	3,730
Area harvested (kha)	3,556	4,379	3,897	3,672
Yield (t/ha)	1.81	2.01	1.9	1.95
Production (kt)	6,424	8,788	7,402	7,150
Imports (kt)	149	287	238	185
Total supply (kt)	7,837	9,412	8,387	9,265
Exports (kt)	5,554	7,138	4,681	5,120
Total Domestic Use (kt)	1,968	1,526	1,776	1,950
Carry-out Stocks (kt)	315	748	1,930	2,195

Kha- kilo ha, T/Ha kt Kilo T, Source: Statistics Canada

Canada Lentil Production Estimate:

<i>Canada Lentils(Crop year is August-July.)</i>	2015-2016	2016-2017	2017-2018s	2018-19F
Area seeded (kha)	1,633	2,254	1,783	1639



Area harvested (kha)	1,630	2,221	1,774	1615
Yield (t/ha)	1.56	1.44	1.44	1.55
Production (kt)	2,541	3,194	2,559	2500
Imports (kt) [b]	16	98	45	50
Total supply (kt)	2,922	3,365	2,919	3450
Exports (b)	2,145	2,455	1,400	1800
Total Domestic Use (c)	704	595	619	600
Carry-out Stocks (kt)	73	315	900	1050
Stocks-to-Use Ratio	3	10	45	44
Average Price (d)	965	575	470-500	420-450

Canada Pea Production Estimate:

Canada Dry Peas	2015-2016	2016-2017	2017-2018s	2018-19f
Area seeded (kha)	1,489	1,733	1,656	1565
Area harvested (kha)	1,470	1,677	1,642	1540
Yield (t/ha)	2.18	2.88	2.5	2.5
Production (kt)	3,201	4,836	4,112	3850
Imports (kt) [b]	15	32	8	15
Total supply (kt)	3,900	5,042	4,421	4715
Exports (b)	2,647	3,944	2,500	2600
Total Domestic Use (c)	1,077	798	1021	1165
Carry-out Stocks (kt)	176	301	900	1000
Stocks-to-Use Ratio	5	6	26	27
Average Price (d)	365	300	240-270	220-250

Canada Chickpeas:

Canada Chickpeas (Crop year is August-July)	2015-2016	2016-2017	2017-2018s	2018-19f
Area seeded (kha)	50	62	68	140
Area harvested (kha)	50	44	68	140
Yield (t/ha)	1.8	1.86	1.35	1.82
Production (kt)	90	82	92	255
Imports (kt) [b]	14	27	55	8
Total supply (kt)	229	129	152	268
Exports (b)	151	108	140	140
Total Domestic Use (c)	63	16	7	63
Carry-out Stocks (kt)	15	5	5	65
Stocks-to-Use Ratio	7	4	3	32
Average Price (d)	815	1,000	1030-1060	950-980

Australia Area & Production Estimate:

Australia Area Production Forecast	
Winter Crop source: Abares	Area
	Production



S-Est.	2015-16	2016-17	2017-18s	2018-19f	2015-16	2016-17	2017-18 s	2018-19f
F-Forecast	'000 ha	'000 ha	'000 ha	'000 ha	kt	kt	kt	kt
Chickpeas	677	1,069	1,116	528	875	2,004	1,028	616
Faba beans	220	233	220	235	301	484	330	348
Field peas	238	230	222	185	205	415	289	213
Lentils	225	276	353	270	182	680	465	385
Lupins	534	515	518	445	652	1,032	631	581

Source: ABARES

Australia Statewise:

Winter Crops Australia	New South Wales		Victoria		Queensland		South Australia		Western Australia		Tasmania	
	area	prod.	area	prod.	area	prod.	area	prod.	area	prod.	area	prod.
Chickpeas	'000 ha	kt	'000 ha	kt	'000 ha	kt	'000 ha	kt	'000 ha	kt	'000 ha	kt
2018-19f	215	241	35	40	250	305	22	23	6	8	0	0
2017-18 e	450	360	55	60	575	565	30	35	6	8	0	0
2016-17	480	792	16	28	550	1,150	19	27	4	7	0	0
2015-16	398	489	13	3	252	371	11	7	4	4	0	0
2014-15	209	282	26	52	165	201	21	16	3	4	0	0
Five Year Ave	350	433	29	37	358	518	21	22	5	6	0	0
Field Pea												
2018-19f	31	28	50	55	0	0	84	104	20	25	0	0
2017-18 e	52	52	60	70	0	0	90	125	20	42	0	0
2016-17	50	85	49	100	0	0	100	175	31	55	0	0
2015-16	48	73	54	21	0	0	114	82	22	29	0	0
2014-15	51	66	51	65	0	0	110	127	25	32	0	0
Five Year Ave	46	61	53	62	0	0	100	123	24	37	0	0
Lentils												
2018-19f	0	0	120	150	0	0	139	222	11	13	0	0
2017-18 e	22	29	150	180	0	0	175	250	6	6	0	0
2016-17	5	10	110	200	0	0	160	470	0	0	0	0
2015-16	1	3	107	40	0	0	115	137	1	1	0	0
2014-15	1	1	86	80	0	0	102	162	0	0	0	0
Five Year Ave	6	8	115	130	0	0	138	248	4	4	0	0
Lupins												
2018-19f	40	46	30	30	0	0	55	63	320	441	0	0
2017-18 e	75	75	35	40	0	0	58	75	350	441	0	0
2016-17	51	61	33	60	0	0	70	100	361	805	0	0
2015-16	95	111	46	31	0	0	62	53	331	457	0	0
2014-15	56	66	32	26	0	0	68	75	287	382	0	0

Five Year Ave	63	72	35	37	0	0	63	73	330	505	0	0
Source: Abares (updated on 13th June -2018)												

Pulses Weekly Price, Wholesale, Retail and Arrival Sheet:

Pulses Variety/Origin	Market	Price Type	13-Sep-18	6-Sep-18	13-Aug-18	13-Sep-17
Chana (Australia) in \$/t	Mumbai (Mah.)-Cnf	Spot	NA	NA	NA	NA
	Tuticorin (T.N.)-Cnf	Spot	NA	NA	NA	NA
Chana (Australia) in Rs./Qtl.	Kolkatta (W.B.)	Spot	4500	4600	4500	6150
	Mumbai (Mah.)	Spot	NA	3950	4250	6000
	Tuticorin (T.N.)	Spot	NA	NA	NA	NA
Chana (Both Desi and kantewala) in Rs./Qtl.	Ramganj (Raj.)	Spot	NA	NA	4050	5600
Chana (Ethiopia) in Rs./Qtl.	Mumbai (Mah.)	Spot	NA	NA	NA	NA
Chana (Raj.) in Rs./Qtl.	Delhi	Spot	4350	4300	4500	6250
Chana (Tanzania) in \$/t	Mumbai (Mah.)-Cnf	Spot	NA	NA	NA	NA
Chana (Tanzania) in Rs./Qtl.	Mumbai (Mah.)	Spot	NA	NA	NA	NA
Chana Annagiri in Rs./Qtl.	Akola (Mah.)	Spot	NA	4050	4300	6000
	Gulbarga (KA)	Spot	NA	4300	4300	6200
	Latur (Mah.)	Spot	NA	NA	4100	5700
	Nagpur (Mah.)	Spot	NA	NA	4200	5800
	Nanded (Mah.)	Spot	NA	4000	4200	6200
	Udgir (Mah.)	Spot	NA	3900	NA	5900
	Yadgir (KA)	Spot	NA	NA	NA	NA
Chana Besan in Rs./Qtl.	Delhi	Spot	5357	5286	5571	7500
Chana Chapa in Rs./Qtl.	Akola (Mah.)	Spot	NA	4050	4300	6000
	Barshi (Mah.)	Spot	NA	3700	3900	5600
	Nagpur (Mah.)	Spot	NA	NA	4100	5700
Chana Dall (Average Quality) in Rs./Qtl.	Indore (M.P.)	Spot	NA	NA	5600	7400
Chana Dall (Branded) in Rs./Qtl.	Gulbarga (KA)	Spot	NA	5300	5500	7700
Chana Dall in Rs./Qtl.	Agartala	Retail	6400	6400	5800	8200
		Wholesale	5700	5700	4800	7500
	Agra	Retail	5200	5700	5700	7500
		Wholesale	5000	5400	5400	7200
	Ahmedabad	Retail	5800	5800	5800	7200
		Wholesale	5500	5500	5500	6900
	Aizwal	Retail	NA	NA	NA	NA
		Wholesale	NA	NA	NA	NA

Pulses Variety/Origin	Market	Price Type	13-Sep-18	6-Sep-18	13-Aug-18	13-Sep-17
All India Maximum Price	Retail		8500	9600	9000	13200
	Wholesale		8125	9400	8000	11000
All India Minimum Price	Retail		5000	5000	5000	6400
	Wholesale		4100	4100	4100	6000
All India Modal Price	Retail		6000	6000	6500	8000
	Wholesale		5400	5500	5800	7000
Amritsar	Retail		6800	6800	6800	8500
	Wholesale		4100	4100	4100	6800
Bathinda	Retail		6500	6500	6400	7700
	Wholesale		5600	5600	5600	7000
Bengaluru	Retail		NA	5700	NA	8600
	Wholesale		NA	5000	NA	7600
Bhagalpur	Retail		5900	5900	5900	8000
	Wholesale		5500	5500	5500	7000
Bhopal	Retail		5700	5700	5600	7200
	Wholesale		5100	5100	5000	7000
Bhubaneswar	Retail		6000	6000	6200	8000
	Wholesale		5400	5400	5600	7600
Chandigarh	Spot		5200	NA	5300	7300
	Wholesale		5600	NA	5700	7700
Chennai	Retail		NA	6000	6000	8600
	Wholesale		NA	5300	5300	7400
Coimbatore	Retail		6400	6400	6500	7400
	Wholesale		6000	6000	6000	7200
Cuttack	Retail		6000	6000	6300	7800
	Wholesale		5600	5600	5900	7300
Dehradun	Retail		6800	6800	6800	7500
	Wholesale		6000	6000	6000	6700
Delhi	Retail		7300	7400	7800	8900
	Spot		4900	4800	5150	7150
	Wholesale		5100	5050	5400	7100
Dharwad	Retail		NA	7500	NA	9600
	Wholesale		NA	7200	NA	NA
Dimapur	Retail		NA	NA	NA	NA
	Wholesale		NA	NA	NA	NA
Dindigul	Retail		7000	6700	6500	8400
	Wholesale		6450	6000	6100	7700
East Zone	Retail		NA	NA	NA	NA
	Wholesale		NA	NA	NA	NA
Ernakulam	Retail		8500	NA	8500	NA

Pulses Variety/Origin	Market	Price Type	13-Sep-18	6-Sep-18	13-Aug-18	13-Sep-17
		Wholesale	8000	NA	8000	NA
	Gurgaon	Retail	6000	6000	6000	7000
		Wholesale	5200	5200	5200	6300
	Guwahati	Retail	6200	6200	6200	8500
		Wholesale	5700	5700	5700	8000
	Gwalior	Retail	5200	5200	5800	7800
		Wholesale	4800	4800	5400	7500
	Haldwani	Retail	6500	6500	6500	7400
		Wholesale	6000	6000	6000	6500
	Hisar	Retail	5000	5000	5000	8000
		Wholesale	4500	4500	4500	7000
	Hyderabad	Retail	7500	7500	7500	11000
		Wholesale	7000	7000	7000	10600
	Indore	Retail	5600	5600	5600	7600
		Wholesale	5100	5100	5100	7100
	Jabalpur	Retail	5400	5400	5000	6400
		Wholesale	5000	5000	4500	6000
	Jaipur	Retail	NA	5100	NA	7000
		Wholesale	NA	4900	NA	6800
	Jammu	Retail	6200	6400	6400	8600
		Wholesale	5000	5100	5300	7600
	Jodhpur	Retail	NA	NA	NA	NA
		Wholesale	NA	NA	NA	NA
	Kanpur	Retail	6000	6000	6100	7600
		Wholesale	5800	5800	5900	7000
	Karnal	Retail	5400	5400	5400	7400
		Wholesale	4700	4700	4700	6830
	Kolkata	Retail	6200	6200	6400	8500
		Wholesale	5200	5200	5400	7500
	Kota	Retail	5300	NA	5000	7500
		Wholesale	4900	NA	4700	7000
	Kozhikode	Retail	6400	6500	6200	NA
		Wholesale	NA	6450	5800	NA
	Lucknow	Retail	6000	6500	6500	8000
		Wholesale	4850	5420	5300	NA
	Ludhiana	Retail	6100	6100	6100	7500
		Wholesale	4100	4100	4100	6500
	Mandi	Retail	6300	6300	6100	8100
		Wholesale	6100	6100	5800	7762
	Mumbai	Retail	7300	7500	7200	8800

Pulses Variety/Origin	Market	Price Type	13-Sep-18	6-Sep-18	13-Aug-18	13-Sep-17
		Wholesale	NA	5300	5000	7100
	Nagpur	Retail	6400	6400	6400	8600
		Wholesale	5542	5542	5558	7418
	North Zone	Spot	NA	NA	NA	NA
		Wholesale	NA	NA	NA	NA
	North-East Zone	Retail	NA	NA	NA	NA
		Wholesale	NA	NA	NA	NA
	Otanagar	Retail	8000	9000	9000	NA
		Wholesale	7000	8000	8000	NA
	Palakkad	Retail	7000	7000	7000	NA
		Wholesale	6700	NA	NA	NA
	Panaji	Retail	NA	7500	7500	9500
		Wholesale	NA	6000	NA	7800
	Panchkula	Retail	6800	6800	7200	7500
		Wholesale	5300	5300	5800	6500
	Patna	Retail	6500	6500	6500	8000
		Wholesale	5500	5500	5500	7000
	Port Blair	Retail	NA	NA	NA	NA
		Wholesale	NA	NA	NA	NA
	Puducherry	Retail	6500	6500	6500	8500
		Wholesale	5800	5800	5600	8000
	Purnia	Retail	5500	5500	5500	7200
		Wholesale	5200	5200	5200	7000
	Raipur	Retail	NA	NA	6200	7600
		Wholesale	NA	NA	5200	6600
	Rajkot	Retail	5800	5800	5800	7600
		Wholesale	5650	5650	5650	7100
	Ranchi	Retail	NA	6500	6500	8000
		Wholesale	NA	5600	5600	6800
	Rewa	Retail	5500	5500	5500	8500
		Wholesale	5000	5000	5000	8000
	Rourkela	Retail	NA	6000	6200	7900
		Wholesale	NA	5500	5800	7500
	Sagar	Retail	7500	7500	7500	NA
		Wholesale	7300	7300	7300	NA
	Sambalpur	Retail	6000	6000	6200	8000
		Wholesale	5400	5500	5700	7500
	Shillong	Retail	5800	5800	7500	9500
		Wholesale	5700	5700	6500	8800
	Shimla	Retail	6700	6700	6700	7200

Pulses Variety/Origin	Market	Price Type	13-Sep-18	6-Sep-18	13-Aug-18	13-Sep-17
		Wholesale	5800	5800	5800	6300
	Siliguri	Retail	NA	5800	NA	7900
		Wholesale	NA	5130	NA	7300
	South Zone	Retail	NA	NA	NA	NA
		Wholesale	NA	NA	NA	NA
	Srinagar	Retail	NA	6000	6000	11000
		Wholesale	NA	NA	NA	NA
	T.Puram	Retail	7600	NA	NA	NA
		Wholesale	7400	NA	NA	NA
	Thiruchirapalli	Retail	6800	6800	6800	8200
		Wholesale	5600	5700	5900	7500
	Thrissur	Retail	7000	7000	7000	NA
		Wholesale	6200	6200	6200	NA
	Tirunelveli	Retail	NA	NA	6400	8800
		Wholesale	NA	NA	5400	7800
	Varanasi	Retail	7400	7400	7400	8200
		Wholesale	7150	7150	7150	7900
	Vijaywada	Retail	6100	6100	5600	8500
		Wholesale	5800	5800	5400	8400
	Visakhapatnam	Retail	NA	5800	5800	NA
		Wholesale	NA	5500	5500	NA
	Wayanad	Retail	6500	NA	6500	NA
		Wholesale	5900	NA	5900	NA
	West Zone	Retail	NA	NA	NA	NA
		Wholesale	NA	NA	NA	NA
	Akola (Mah.)	Spot	NA	5000	5300	NA
	Barshi (Mah.)	Spot	NA	4900	5300	7100
	Bhind (M.P.)	Spot	5600	NA	NA	6900
	Bikaner (Raj.)	Spot	4700	4600	5200	7300
	Dabra (M.P.)	Spot	NA	NA	NA	NA
	Dahod (Guj.)	Spot	NA	NA	NA	NA
	Gulbarga (KA)	Spot	NA	5200	5300	7400
	Gwalior (M.P.)	Spot	NA	NA	5100	7200
	Jalgoan (Mah.)	Spot	NA	5000	5100	7300
	Jamshedpur (Jh.)	Spot	NA	4850	5250	NA
	Kanpur (U.P.)	Spot	NA	NA	5200	NA
	Latur (Mah.)	Spot	NA	NA	5400	7400
	Nagpur (Mah.)	Spot	NA	NA	NA	NA
	Pipariya (M.P.)	Spot	5500	NA	5500	7800

Pulses Variety/Origin	Market	Price Type	13-Sep-18	6-Sep-18	13-Aug-18	13-Sep-17
Chana Desi in Rs./Qtl.	Ahmednagar (Mah.)	Spot	NA	3700	3850	5900
	Ajmer (Raj.)	Spot	NA	NA	3900	5625
	Alwar (Raj.)	Spot	NA	NA	NA	NA
	Ashok Nagar (M.P.)	Spot	NA	NA	3900	5750
	Barshi (Mah.)	Spot	NA	3500	3700	5400
	Bhind (M.P.)	Spot	3700	NA	NA	5500
	Bina (M.P.)	Spot	NA	NA	4000	NA
	Bundi (Raj.)	Spot	NA	NA	4050	5600
	Dabra (M.P.)	Spot	NA	NA	4300	NA
	Dahod (Guj.)	Spot	3900	3850	4000	NA
	Gwalior (M.P.)	Spot	NA	NA	4200	5800
	Harda (M.P.)	Spot	NA	NA	NA	NA
	Harpalpur (M.P.)	Spot	NA	NA	NA	NA
	Jaipur (Raj.)	Spot	NA	NA	4450	6250
	Jhansi (U.P.)	Spot	NA	NA	NA	NA
	Kanpur (U.P.)	Spot	NA	NA	4475	6250
	Kekri (Raj.)	Spot	3800	NA	4200	NA
	Khandwa (M.P.)	Spot	NA	NA	NA	NA
	Merta City (Raj.)	Spot	NA	NA	NA	NA
	Morena (M.P.)	Spot	NA	NA	NA	NA
	Nagpur (Mah.)	Spot	NA	NA	4000	5500
	Pipariya (M.P.)	Spot	4000	NA	4100	5800
Sriganganagar (Raj.)	Spot	3926	NA	4166	5910	
Tikamgarh (M.P.)	Spot	NA	NA	NA	NA	
Vijaywada (A.P.)	Spot	NA	4200	4500	6000	
Ganjbasoda (M.P.)	Spot	NA	NA	4000	NA	
Chana Dollar in Rs./Qtl.	Rajgarh (M.P.)	Spot	NA	NA	NA	NA
	Ujjain (M.P.)	Spot	NA	NA	5500	12700
Chana G 12/Vijay in Rs./Qtl.	Latur (Mah.)	Spot	NA	NA	4300	5550
Chana Gauran in Rs./Qtl.	Jalna (Mah.)	Spot	NA	3600	3800	NA
	Latur (Mah.)	Spot	NA	NA	4250	5400
Chana in Rs./Qtl.	Amaravati (Mah.)	Spot	NA	3800	4000	5600
	Bikaner (Raj.)	Spot	4000	4000	4300	6100

Pulses Variety/Origin	Market	Price Type	13-Sep-18	6-Sep-18	13-Aug-18	13-Sep-17
	Jalgaon (Mah.)	Spot	NA	3800	4000	5800
	Raipur (CG.)	Spot	4300	4000	4300	6150
	Sedam (KA.)	Spot	NA	NA	NA	NA
	Solapur (Mah.)	Spot	NA	4200	4400	6350
Chana kantewala/katawala (M.P. Origin) in Rs./Qtl.	Delhi	Spot	4275	4175	4425	6250
Chana kantewala/katawala in Rs./Qtl.	Barshi (Mah.)	Spot	NA	3500	3700	5400
	Dewas (M.P.)	Spot	NA	NA	6000	NA
	Indore (M.P.)	Spot	NA	NA	4300	5900
	Nanded (Mah.)	Spot	NA	3900	4100	6100
	Neemuch (M.P.)	Spot	NA	NA	NA	5600
	Rajgarh (M.P.)	Spot	NA	NA	NA	NA
Chana Masumi in Rs./Qtl.	Yadgir (KA)	Spot	NA	NA	NA	NA
Chana Mixed (Mill) in Rs./Qtl.	Latur (Mah.)	Spot	NA	NA	4250	5400
Chana Mixed in Rs./Qtl.	Akola (Mah.)	Spot	NA	3950	4225	5650
Chana Pila in Rs./Qtl.	Jalna (Mah.)	Spot	NA	3850	4000	NA
Chana Vijay in Rs./Qtl.	Udgir (Mah.)	Spot	NA	3700	NA	5600
Chana Vishal in Rs./Qtl.	Ahmednagar (Mah.)	Spot	NA	3900	4050	6100
Chana White-Katu in Rs./Qtl.	Rajgarh (M.P.)	Spot	NA	NA	NA	NA
Kabuli Chana (Russia) in \$/t	Mumbai (Mah.)-Cnf	Spot	NA	NA	NA	NA
Kabuli Chana (Russia) in Rs./Qtl.	Mumbai (Mah.)	Spot	NA	NA	NA	NA
Kabuli Chana 44-46 Mill Quality in Rs./Qtl.	Indore (M.P.)	Spot	NA	NA	6400	14200
Kabuli Chana 58-60 Export Quality in Rs./Qtl.		Spot	NA	NA	5600	13200
Kabuli Chana 7/8/9 mm (Iran) in \$/t	Mumbai (Mah.)-Cnf	Spot	NA	NA	NA	NA
Kabuli Chana FAQ (Burma) in \$/t		Spot	NA	NA	NA	NA
Kabuli Chana FAQ 7 MM (Burma) in \$/t		Spot	NA	NA	NA	NA
Kabuli Chana in Rs./Qtl.	Dabra (M.P.)	Spot	NA	NA	NA	NA
Lentil Red Crimson No 2 (Canada) in \$/t	Mumbai (Mah.)-Cnf	Spot	NA	NA	NA	NA
Lentil Red Flash Variety (Australia) in \$/t		Spot	NA	NA	NA	NA
Lentil Red Nuggets variety (Australia) in \$/t		Spot	NA	NA	NA	NA
Lentil Yellow (USA) in Rs./Qtl.	Chennai (T.N.)	Spot	NA	NA	NA	NA
Lentil Yellow Laired No.2 (Canada) in \$/t	Mumbai (Mah.)-Cnf	Spot	NA	NA	NA	NA
Lentil Yellow -Richela No.2 (USA) in \$/t		Spot	NA	NA	NA	NA
Masoor (Bareily) in Rs./Qtl.	Kanpur (U.P.)	Spot	NA	NA	4125	3925

Pulses Variety/Origin	Market	Price Type	13-Sep-18	6-Sep-18	13-Aug-18	13-Sep-17
Masoor (Canada) in Rs./Qtl.	Kolkatta (W.B.)	Spot	4200	4000	4050	3800
Masoor (Canada)(Container) in Rs./Qtl.	Mumbai (Mah.)	Spot	NA	3700	3900	3650
Masoor (Kotaline) in Rs./Qtl.	Delhi	Spot	4000	3925	4100	3950
Masoor (Sikri Line) in Rs./Qtl.		Spot	4500	4375	4450	4600
Masoor Badi /malka dal in Rs./Qtl.		Spot	4550	4500	4600	4700
Masoor Chanti-Export Quality in Rs./Qtl.		Spot	5400	5250	5400	5500
Masoor Chota (FAQ) in Rs./Qtl.	Indore (M.P.)	Spot	NA	NA	3825	3675
Masoor Dall (Medium) in Rs./Qtl.		Spot	NA	NA	4800	4600
Masoor Dall Choti in Rs./Qtl.	Delhi	Spot	4900	4800	4900	5200
Masoor Dall in Rs./Qtl.	Agartala	Retail	6900	6900	6700	7200
		Wholesale	6100	6100	5800	6800
	Agra	Retail	5000	5200	5400	4800
		Wholesale	4800	4900	5000	4600
	Ahmedabad	Retail	5400	5400	5400	5600
		Wholesale	5100	5100	5100	5000
	Aizwal	Retail	NA	10000	NA	10000
		Wholesale	NA	8400	NA	8400
	All India Maximum Price	Retail	8500	10000	7700	11000
		Wholesale	7800	8400	7350	10500
	All India Minimum Price	Retail	4500	4500	4500	4800
		Wholesale	4150	4150	4000	4000
	All India Modal Price	Retail	6000	6000	6000	6000
		Wholesale	4800	4800	5250	4800
	Amritsar	Retail	7400	7400	7400	8500
		Wholesale	4150	4150	4150	6200
	Bathinda	Retail	6000	6000	6000	7100
		Wholesale	5000	5000	5000	6200
	Bengaluru	Retail	NA	6300	NA	10500
		Wholesale	NA	5500	NA	6400
	Bhagalpur	Retail	6500	6500	6500	5800
		Wholesale	6000	6000	6000	5000
	Bhopal	Retail	5600	5600	6000	5500
		Wholesale	5000	5000	4800	5000
	Bhubaneshwar	Retail	5500	5500	5200	5500
		Wholesale	4900	4900	4600	5100
	Chandigarh	Retail	5000	NA	5100	6200
		Wholesale	4600	NA	4650	5500
	Chennai	Retail	NA	5900	6000	6200
		Wholesale	NA	5100	5100	5200

Pulses Variety/Origin	Market	Price Type	13-Sep-18	6-Sep-18	13-Aug-18	13-Sep-17
	Coimbatore	Retail	5700	5700	5700	5000
		Wholesale	5350	5350	5300	4700
	Cuttack	Retail	5100	5100	5400	5500
		Wholesale	4700	4700	5000	4800
	Dehradun	Retail	7700	7700	7700	8300
		Wholesale	7000	7000	7000	8000
	Delhi	Retail	7200	7200	7300	7800
		Wholesale	4900	4950	5100	4850
	Dharwad	Retail	NA	6700	NA	5000
		Wholesale	NA	6500	NA	4000
	Dimapur	Retail	NA	NA	NA	NA
		Wholesale	NA	NA	NA	NA
	Dindigul	Retail	NA	NA	NA	NA
		Wholesale	NA	NA	NA	NA
	East Zone	Retail	NA	NA	NA	NA
		Wholesale	NA	NA	NA	NA
	Ernakulam	Retail	6300	NA	6300	NA
		Wholesale	5800	NA	5800	NA
	Gurgaon	Retail	5500	5500	5500	6000
		Wholesale	5200	5200	5200	5100
	Guwahati	Retail	6000	6000	6000	6500
		Wholesale	5500	5500	5500	6000
	Gwalior	Retail	5200	5200	5000	5300
		Wholesale	4800	4800	4500	5000
	Haldwani	Retail	7400	7400	7400	9000
		Wholesale	6900	6900	6900	8300
	Hisar	Retail	5000	5000	5000	6500
		Wholesale	4500	4500	4500	6000
	Hyderabad	Retail	7000	7000	7000	7500
		Wholesale	6500	6500	6500	7000
Indore	Retail	5100	5100	5100	5500	
	Wholesale	4800	4800	4800	5200	
Jabalpur	Retail	5000	5000	4800	5200	
	Wholesale	4600	4600	4400	4800	
Jaipur	Retail	NA	5000	NA	5500	
	Wholesale	NA	4800	NA	4800	
Jammu	Retail	6200	6200	6200	6500	
	Wholesale	5100	5200	5400	5700	
Jodhpur	Retail	5500	NA	NA	NA	
	Wholesale	5000	NA	NA	NA	

Pulses Variety/Origin	Market	Price Type	13-Sep-18	6-Sep-18	13-Aug-18	13-Sep-17
	Kanpur	Retail	4900	4900	4900	5600
		Wholesale	4800	4800	4800	5300
	Karnal	Retail	5500	5500	5500	6200
		Wholesale	4500	4500	4500	5800
	Kolkata	Retail	5600	5800	5900	5500
		Wholesale	4700	4800	4900	4500
	Kota	Retail	6000	NA	6000	6500
		Wholesale	5500	NA	5500	5600
	Kozhikode	Retail	6400	6400	5900	NA
		Wholesale	6000	6000	5500	NA
	Lucknow	Retail	5600	5600	5600	5800
		Wholesale	4600	4550	4675	NA
	Ludhiana	Retail	6400	6400	6400	7000
		Wholesale	4400	4400	4400	6500
	Mandi	Retail	5400	5400	5700	5800
		Wholesale	5200	5200	5400	5450
	Mumbai	Retail	6600	6400	6100	7600
		Wholesale	NA	5000	4600	4950
	Nagpur	Retail	5900	5900	5500	5000
		Wholesale	5267	5267	5100	4597
	North Zone	Retail	NA	NA	NA	NA
		Wholesale	NA	NA	NA	NA
	North-East Zone	Retail	NA	NA	NA	NA
		Wholesale	NA	NA	NA	NA
	Otanagar	Retail	8000	7500	7500	NA
		Wholesale	7000	6200	6200	NA
	Palakkad	Retail	5900	5900	5900	NA
		Wholesale	5800	5800	5800	NA
	Panaji	Retail	NA	6700	NA	7500
		Wholesale	NA	5550	NA	5300
Panchkula	Retail	6800	6800	6800	7400	
	Wholesale	5800	5800	5800	6800	
Patna	Retail	6000	6000	6000	6000	
	Wholesale	5000	5000	5000	5000	
Port Blair	Retail	NA	NA	NA	NA	
	Wholesale	NA	NA	NA	NA	
Puducherry	Retail	6000	6000	6000	7000	
	Wholesale	5400	5400	5200	6200	
Purnia	Retail	5200	5200	5200	5200	
	Wholesale	4600	4600	4300	4800	

Pulses Variety/Origin	Market	Price Type	13-Sep-18	6-Sep-18	13-Aug-18	13-Sep-17
	Raipur	Retail	NA	NA	7000	6700
		Wholesale	NA	NA	4500	5200
	Rajkot	Retail	5400	5400	5400	6500
		Wholesale	5200	5200	5200	5800
	Ranchi	Retail	NA	5800	5800	5500
		Wholesale	NA	4800	5000	4500
	Rewa	Retail	5300	5300	5300	6700
		Wholesale	4600	4600	4600	6300
	Rourkela	Retail	NA	5100	5300	5200
		Wholesale	NA	4700	4900	4800
	Sagar	Retail	6000	6000	6000	NA
		Wholesale	5800	5800	5800	NA
	Sambalpur	Retail	5200	5200	5300	5300
		Wholesale	4800	4800	4900	4800
	Shillong	Retail	5500	5500	6300	6500
		Wholesale	5000	5000	5800	5800
	Shimla	Retail	6100	6100	6100	6600
		Wholesale	5300	5300	5300	5800
	Siliguri	Retail	NA	6600	NA	7500
		Wholesale	NA	5660	NA	6800
	South Zone	Retail	NA	NA	NA	NA
		Wholesale	NA	NA	NA	NA
	Srinagar	Retail	NA	6000	6000	8000
		Wholesale	NA	NA	NA	NA
	T.Puram	Retail	7600	NA	NA	NA
		Wholesale	7400	NA	NA	NA
	Thiruchirapalli	Retail	7000	7000	7000	NA
		Wholesale	5240	5240	5180	NA
	Thrissur	Retail	8500	8500	7000	NA
		Wholesale	7800	7800	6900	NA
Tirunelveli	Retail	NA	NA	NA	NA	
	Wholesale	NA	NA	NA	NA	
Varanasi	Retail	6800	6800	6800	7400	
	Wholesale	6600	6650	6650	7100	
Vijaywada	Retail	5700	5700	5700	6000	
	Wholesale	5500	5500	5500	5900	
Visakhapatnam	Retail	NA	4800	4800	NA	
	Wholesale	NA	4500	4500	NA	
Wayanad	Retail	6500	NA	6200	NA	
	Wholesale	6000	NA	5700	NA	

Pulses Variety/Origin	Market	Price Type	13-Sep-18	6-Sep-18	13-Aug-18	13-Sep-17
	West Zone	Retail	NA	NA	NA	NA
		Wholesale	NA	NA	NA	NA
Masoor Dall Malka in Rs./Qtl.	Gwalior (M.P.)	Spot	NA	NA	4900	4500
	Jamshedpur (Jh.)	Spot	NA	4600	4750	NA
	Kanpur (U.P.)	Spot	NA	NA	NA	NA
Masoor Desi in Rs./Qtl.	Ashok Nagar (M.P.)	Spot	NA	NA	3600	3450
	Pipariya (M.P.)	Spot	3500	NA	3600	3500
Masoor in Rs./Qtl.	Gwalior (M.P.)	Spot	NA	NA	3900	3600
	Harpalpur (M.P.)	Spot	NA	NA	NA	NA
	Jhansi (U.P.)	Spot	NA	NA	NA	NA
	Patna (BR.)	Spot	4200	4150	4250	4050
	Raipur (CG.)	Spot	4000	3950	4100	3700
	Tuticorin (T.N.)	Spot	NA	NA	NA	NA
Masoor Kali in Rs./Qtl.	Bina (M.P.)	Spot	NA	NA	3875	NA
Masoor Medium (barik) in Rs./Qtl.	Indore (M.P.)	Spot	NA	NA	3800	3650
Masoor Medium in Rs./Qtl.	Dabra (M.P.)	Spot	NA	NA	4300	3800
	Rajgarh (M.P.)	Spot	NA	NA	NA	NA
Masoor Mill Quality Kanpur in Rs./Qtl.	Kanpur (U.P.)	Spot	NA	NA	4025	3800
Masoor Mota Masra in Rs./Qtl.	Indore (M.P.)	Spot	NA	NA	3850	3700
Masoor Vessel in Rs./Qtl.	Mumbai (Mah.)	Spot	NA	3600	3800	3850
Moong (Eithopia) in \$/t	Mumbai (Mah.)-Cnf	Spot	NA	NA	NA	NA
Moong (Gujarat) in Rs./Qtl.	Delhi	Spot	NA	NA	NA	NA
Moong (Kanpur-U.P.) in Rs./Qtl.		Spot	5400	5400	5400	4800
Moong (Karnataka) in Rs./Qtl.		Spot	NA	NA	NA	NA
Moong (kishangarh-Raj) in Rs./Qtl.		Spot	NA	NA	NA	NA
Moong (MP) in Rs./Qtl.		Spot	NA	NA	NA	NA
Moong (Raj. line) in Rs./Qtl.		Spot	NA	NA	NA	NA
Moong (Tanzania) in \$/t	Mumbai (Mah.)-Cnf	Spot	NA	NA	NA	NA
Moong (Tanzania) in Rs./Qtl.	Mumbai (Mah.)	Spot	NA	4400	4500	4600
Moong (UP line) in Rs./Qtl.	Delhi	Spot	NA	NA	NA	NA
	Kanpur (U.P.)	Spot	NA	5000	5200	4700
Moong Annaseva (Burma) in \$/t	Mumbai (Mah.)-Cnf	Spot	NA	NA	NA	NA
Moong Annaseva (FOB) in \$/t	Yangon-Myanmar	Spot	NA	NA	NA	NA
Moong chamki in Rs./Qtl.	Delhi	Spot	NA	NA	NA	NA

Pulses Variety/Origin	Market	Price Type	13-Sep-18	6-Sep-18	13-Aug-18	13-Sep-17
	Dahod (Guj.)	Spot	5000	5000	5000	NA
	Gulbarga (KA)	Spot	NA	5150	5150	5000
	Indore (M.P.)	Spot	NA	NA	4700	4700
	Jalgaon (Mah.)	Spot	NA	5500	6000	5200
	Jalna (Mah.)	Spot	NA	5600	5600	NA
	Solapur (Mah.)	Spot	NA	NA	NA	NA
Moong Chilka in Rs./Qtl.	Merta City (Raj.)	Spot	NA	NA	4900	5000
Moong crystal variety (Australia) in \$/t	Mumbai (Mah.)-Cnf	Spot	NA	NA	NA	NA
Moong Dall in Rs./Qtl.	Agartala	Retail	8100	8100	8100	7800
		Wholesale	7200	7200	7200	7000
	Agra	Retail	6000	6300	6300	5600
		Wholesale	5800	6000	6000	5300
	Ahmedabad	Retail	6300	6300	6300	6500
		Wholesale	6000	6000	6000	6200
	Aizwal	Retail	NA	14000	NA	14000
		Wholesale	NA	12800	NA	12800
	All India Maximum Price	Retail	9000	14000	9000	14000
		Wholesale	8500	12800	8800	12800
	All India Minimum Price	Retail	5500	5500	5500	5200
		Wholesale	3950	3950	3950	5000
	All India Modal Price	Retail	7450	7500	7000	8000
		Wholesale	6500	6500	6500	6000
	Amritsar	Retail	7700	7700	7700	8500
		Wholesale	3950	3950	3950	5800
	Bathinda	Retail	8000	8000	7300	7800
		Wholesale	7200	7200	6700	6900
	Bengaluru	Retail	NA	7700	NA	7700
		Wholesale	NA	6800	NA	6600
	Bhagalpur	Retail	8000	8000	8000	6800
		Wholesale	7500	7500	7500	6000
	Bhopal	Retail	7400	7400	6800	6500
		Wholesale	6400	6400	6300	6000
	Bhubaneshwar	Retail	7000	7000	7000	7000
		Wholesale	6500	6500	6500	6400
	Chandigarh	Retail	6800	NA	7100	6800
		Wholesale	6400	NA	6700	6300
	Chennai	Retail	NA	7200	8000	8100
		Wholesale	NA	6400	6400	6800

Pulses Variety/Origin	Market	Price Type	13-Sep-18	6-Sep-18	13-Aug-18	13-Sep-17
	Coimbatore	Retail	7700	7700	7700	6300
		Wholesale	7000	7000	7000	6100
	Cuttack	Retail	7000	7000	7000	7000
		Wholesale	6500	6500	6500	6300
	Dehradun	Retail	7400	7400	7400	10500
		Wholesale	6700	6700	6700	9750
	Delhi	Retail	8600	8600	8700	8600
		Wholesale	6450	6400	6550	6100
	Dharwad	Retail	NA	7800	NA	8500
		Wholesale	NA	7500	NA	6500
	Dimapur	Retail	NA	NA	NA	NA
		Wholesale	NA	NA	NA	NA
	Dindigul	Retail	7600	7600	7500	7400
		Wholesale	7100	7100	6850	6600
	East Zone	Retail	NA	NA	NA	NA
		Wholesale	NA	NA	NA	NA
	Ernakulam	Retail	7800	NA	7800	NA
		Wholesale	7300	NA	7300	NA
	Gurgaon	Retail	6800	6800	6800	6500
		Wholesale	6000	6000	6000	5800
	Guwahati	Retail	7500	7500	7500	8000
		Wholesale	7000	7000	7000	7500
	Gwalior	Retail	6400	6400	5600	6200
		Wholesale	6000	6000	5300	6000
	Haldwani	Retail	7600	7600	7600	10700
		Wholesale	7200	7200	7200	9900
	Hisar	Retail	7000	7000	7000	7000
		Wholesale	6500	6500	6500	6200
	Hyderabad	Retail	7400	7400	7400	8000
		Wholesale	6900	6900	6900	7500
Indore	Retail	6500	6500	6500	6500	
	Wholesale	6100	6100	6100	6100	
Jabalpur	Retail	7200	7200	6800	5900	
	Wholesale	6800	6800	6400	5500	
Jaipur	Retail	NA	6200	NA	6100	
	Wholesale	NA	5900	NA	5600	
Jammu	Retail	7200	7200	7200	7600	
	Wholesale	6200	6300	6400	6700	
Jodhpur	Retail	6400	NA	NA	NA	
	Wholesale	6100	NA	NA	NA	

Pulses Variety/Origin	Market	Price Type	13-Sep-18	6-Sep-18	13-Aug-18	13-Sep-17
	Kanpur	Retail	5500	5500	5500	6000
		Wholesale	5300	5300	5300	5800
	Karnal	Retail	7200	7200	7200	7100
		Wholesale	6500	6500	6500	6460
	Kolkata	Retail	7400	7400	7400	8000
		Wholesale	6400	6400	6400	7000
	Kota	Retail	6000	NA	6500	6000
		Wholesale	5500	NA	5900	5500
	Kozhikode	Retail	8500	8500	7800	NA
		Wholesale	7900	7900	7400	NA
	Lucknow	Retail	7300	7000	7000	8000
		Wholesale	5950	5860	5875	NA
	Ludhiana	Retail	6700	6700	6700	7500
		Wholesale	5700	5700	5700	6000
	Mandi	Retail	7100	7100	7100	6800
		Wholesale	6800	6800	6800	6390
	Mumbai	Retail	8000	8000	8200	8000
		Wholesale	NA	6600	6700	6650
	Nagpur	Retail	7700	7700	7900	7500
		Wholesale	6517	6517	6650	6167
	North Zone	Retail	NA	NA	NA	NA
		Wholesale	NA	NA	NA	NA
	North-East Zone	Retail	NA	NA	NA	NA
		Wholesale	NA	NA	NA	NA
	Otanagar	Retail	8000	9000	9000	NA
		Wholesale	7300	8000	8000	NA
	Palakkad	Retail	6900	6900	6900	NA
		Wholesale	6700	6700	6700	NA
	Panaji	Retail	NA	8500	NA	9500
		Wholesale	NA	7000	NA	7200
Panchkula	Retail	6800	6800	6800	7400	
	Wholesale	5800	5800	5800	6500	
Patna	Retail	7500	7500	7500	7500	
	Wholesale	6500	6500	6500	6500	
Port Blair	Retail	NA	NA	NA	NA	
	Wholesale	NA	NA	NA	NA	
Puducherry	Retail	8400	8400	8000	8500	
	Wholesale	7400	7400	7000	7500	
Purnia	Retail	7500	7500	7500	6500	
	Wholesale	6800	6800	6800	6000	

Pulses Variety/Origin	Market	Price Type	13-Sep-18	6-Sep-18	13-Aug-18	13-Sep-17
	Raipur	Retail	NA	NA	7000	7200
		Wholesale	NA	NA	5500	5700
	Rajkot	Retail	6500	6500	6500	7000
		Wholesale	6300	6300	6300	6800
	Ranchi	Retail	NA	7000	7500	7000
		Wholesale	NA	6500	6800	6000
	Rewa	Retail	6300	6300	6300	6500
		Wholesale	5800	5800	5800	6200
	Rourkela	Retail	NA	6600	6600	6800
		Wholesale	NA	6200	6200	6400
	Sagar	Retail	6000	6000	6000	NA
		Wholesale	5800	5800	5800	NA
	Sambalpur	Retail	6500	6600	6600	6800
		Wholesale	6100	6200	6200	6400
	Shillong	Retail	6800	6800	7000	8500
		Wholesale	6600	6600	6800	7800
	Shimla	Retail	7400	7400	7400	7000
		Wholesale	6500	6500	6500	6200
	Siliguri	Retail	NA	7700	NA	7600
		Wholesale	NA	7380	NA	7400
	South Zone	Retail	NA	NA	NA	NA
		Wholesale	NA	NA	NA	NA
	Srinagar	Retail	NA	6000	6000	9000
		Wholesale	NA	NA	NA	NA
	T.Puram	Retail	6700	NA	NA	NA
		Wholesale	6500	NA	NA	NA
	Thiruchirapalli	Retail	7400	7400	7400	7400
		Wholesale	6800	6800	6800	6400
	Thrissur	Retail	9000	9000	8500	NA
		Wholesale	8500	8500	7800	NA
Tirunelveli	Retail	NA	NA	7200	7400	
	Wholesale	NA	NA	6600	6500	
Varanasi	Retail	8700	8700	8700	8800	
	Wholesale	8500	8500	8500	8300	
Vijaywada	Retail	7400	7400	7400	8000	
	Wholesale	7200	7200	7200	7900	
Visakhapatnam	Retail	NA	7100	7100	NA	
	Wholesale	NA	6800	6800	NA	
Wayanad	Retail	8500	NA	8000	NA	
	Wholesale	8000	NA	7500	NA	

Pulses Variety/Origin	Market	Price Type	13-Sep-18	6-Sep-18	13-Aug-18	13-Sep-17
	West Zone	Retail	NA	NA	NA	NA
		Wholesale	NA	NA	NA	NA
	Jalgoan (Mah.)	Spot	NA	NA	NA	NA
Moong Dall Mogar (bold) in Rs./Qtl.	Akola (Mah.)	Spot	NA	6700	7000	NA
Moong Dall Mogar (colourful branded) in Rs./Qtl.	Gulbarga (KA)	Spot	NA	6600	7000	6500
Moong Dall Mogar in Rs./Qtl.	Indore (M.P.)	Spot	NA	NA	6500	6400
	Jamshedpur (Jh.)	Spot	NA	6500	6800	NA
Moong Dall Split (Average) in Rs./Qtl.	Bikaner (Raj.)	Spot	6400	6200	6500	6300
Moong Desi (Merta City-Raj) in Rs./Qtl.	Delhi	Spot	NA	NA	NA	NA
Moong Desi in Rs./Qtl.	Ajmer (Raj.)	Spot	NA	NA	5100	4800
	Bikaner (Raj.)	Spot	NA	NA	NA	NA
	Bina (M.P.)	Spot	NA	NA	NA	NA
	Hathras (U.P.)	Spot	NA	NA	NA	NA
	Ludhiana (PB.)	Spot	NA	NA	5000	4800
	Pipariya (M.P.)	Spot	4500	NA	4600	4300
	Udgir (Mah.)	Spot	NA	5000	NA	4900
Moong FAQ in Rs./Qtl.	Gulbarga (KA)	Spot	NA	5202	5314	5002
Moong Gauran in Rs./Qtl.	Jalna (Mah.)	Spot	NA	4600	4200	NA
Moong Green (China) in Rs./Qtl.	Mumbai (Mah.)	Spot	NA	NA	NA	NA
Moong Green (Uzbekistan) in \$/t	Mumbai (Mah.)-Cnf	Spot	NA	NA	NA	NA
Moong Green in Rs./Qtl.	Delhi	Spot	NA	NA	NA	NA
	Sedam (KA.)	Spot	NA	4800	4700	NA
Moong in Rs./Qtl.	Ahmednagar (Mah.)	Spot	NA	5700	6000	5500
	Akola (Mah.)	Spot	NA	5500	5200	4750
	Amaravati (Mah.)	Spot	NA	NA	NA	NA
	Barshi (Mah.)	Spot	NA	5200	5000	4800
	Harda (M.P.)	Spot	NA	NA	NA	NA
	Jaipur (Raj.)	Spot	NA	NA	5000	4600
	Kekri (Raj.)	Spot	4900	NA	4600	NA
	Latur (Mah.)	Spot	NA	NA	5000	5500
	Sriganganagar (Raj.)	Spot	5192	NA	NA	NA
Vijaywada (A.P.)	Spot	NA	5000	5100	5000	
Moong Kekdi in Rs./Qtl.	Delhi	Spot	NA	NA	NA	NA
Moong Kenya in Rs./Qtl.	Mumbai (Mah.)	Spot	NA	5100	5100	NA

Pulses Variety/Origin	Market	Price Type	13-Sep-18	6-Sep-18	13-Aug-18	13-Sep-17
Moong Mogar (Mertacity-Raj) in Rs./Qtl.	Delhi	Spot	NA	NA	NA	NA
Moong Mogar in Rs./Qtl.	Dahod (Guj.)	Spot	NA	NA	NA	NA
	Merta City (Raj.)	Spot	NA	NA	4700	4700
	Yadgir (KA)	Spot	NA	NA	NA	NA
Moong Pedishewa/Pedisheva/Pedishewar (Burma) in \$/t	Mumbai (Mah.)-Cnf	Spot	NA	NA	NA	NA
Moong Pedishewa/Pedisheva/Pedishewar (FOB) in \$/t	Yangon-Myanmar	Spot	NA	NA	NA	NA
Moong Pedishewa/Pedisheva/Pedishewar in Rs./Qtl.	Kolkatta (W.B.)	Spot	NA	NA	NA	NA
	Mumbai (Mah.)	Spot	NA	NA	NA	NA
Moong Pokako/Pakaku (Burma) in \$/t	Mumbai (Mah.)-Cnf	Spot	NA	710	NA	NA
Moong Pokako/Pakaku (FOB) in \$/t	Yangon-Myanmar	Spot	NA	NA	NA	NA
Moong Pokako/Pakkaku in Rs./Qtl.	Mumbai (Mah.)	Spot	NA	NA	NA	NA
Moong Polish (Mertacity-Raj) in Rs./Qtl.	Delhi	Spot	5400	5400	5400	5000
Moong Polish in Rs./Qtl.	Merta City (Raj.)	Spot	NA	NA	4900	5000
	Yadgir (KA)	Spot	NA	5642	5589	5390
Moong Popat in Rs./Qtl.	Delhi	Spot	NA	NA	NA	NA
Peas Dall in Rs./Qtl.	Jamshedpur (Jh.)	Spot	NA	4700	4775	NA
	Kanpur (U.P.)	Spot	NA	NA	NA	NA
Peas Desi in Rs./Qtl.			Spot	NA	NA	4580
Peas Green (America) in Rs./Qtl.	Mumbai (Mah.)	Spot	NA	6300	6400	2700
Peas Green (Argentina) in \$/t	Mumbai (Mah.)-Cnf	Spot	NA	NA	NA	NA
Peas Green (Canada) in Rs./Qtl.	Kolkatta (W.B.)	Spot	6200	6200	6100	2600
	Mumbai (Mah.)	Spot	NA	6300	6400	2700
Peas Green Break-bulk (Canada) in \$/t	Mumbai (Mah.)-Cnf	Spot	NA	NA	NA	NA
Peas Green in Rs./Qtl.	Dabra (M.P.)	Spot	NA	NA	3850	NA
	Tuticorin (T.N.)	Spot	NA	NA	NA	NA
Peas Green No 2 Thresher run (USA) in \$/t	Mumbai (Mah.)-Cnf	Spot	NA	NA	NA	NA
Peas White (Canada) in Rs./Qtl.	Kanpur (U.P.)	Spot	NA	NA	4500	2351
Peas White Dall in Rs./Qtl.	Gwalior (M.P.)	Spot	NA	NA	4750	2700
Peas White in Rs./Qtl.	Dabra (M.P.)	Spot	NA	NA	NA	NA
	Gwalior (M.P.)	Spot	NA	NA	4100	2250

Pulses Variety/Origin	Market	Price Type	13-Sep-18	6-Sep-18	13-Aug-18	13-Sep-17
	Harpalpur (M.P.)	Spot	NA	NA	NA	2300
	Jhansi (U.P.)	Spot	NA	NA	NA	NA
Peas White/Yellow (America) in Rs./Qtl.	Mumbai (Mah.)	Spot	NA	4200	4450	2201
Peas White/Yellow (Canada) in Rs./Qtl.		Spot	NA	4200	4450	2201
Peas Yellow (Canada) in \$/t	Tuticorin (T.N.)-Cnf	Spot	NA	NA	NA	NA
Peas Yellow (Russia) in \$/t		Spot	NA	NA	NA	NA
Peas Yellow (Russia) in Rs./Qtl.	Mumbai (Mah.)	Spot	NA	3800	4150	2181
Peas Yellow in \$/t	Mumbai (Mah.)-Cnf	Spot	NA	NA	NA	NA
Peas Yellow in Rs./Qtl.	Tuticorin (T.N.)	Spot	NA	NA	NA	NA
Peas Yellow/White (Canada) in Rs./Qtl.	Kolkatta (W.B.)	Spot	4500	4350	4400	2325
Peas Yellow/White (Russia) in Rs./Qtl.		Spot	4500	4350	4400	2200
Peas Yellow-Break-Bulk (Canada) in \$/t	Mumbai (Mah.)-Cnf	Spot	NA	NA	NA	NA
Peas Yellow-Container (Canada) in \$/t		Spot	NA	NA	NA	NA
Peas Yellow-Container (Ukraine) in \$/t		Spot	NA	NA	NA	NA
Tur (Local) in Kyat/t	Yangon-Myanmar	Spot	NA	NA	NA	NA
Tur (Mah.) in Rs./Qtl.	Nagpur (Mah.)	Spot	NA	NA	3800	4100
Tur (MP) in Rs./Qtl.	Kanpur (U.P.)	Spot	NA	NA	4150	4000
Tur (UP Line) in Rs./Qtl.		Spot	NA	NA	4250	4100
Tur Arusha in \$/t	Mumbai (Mah.)-Cnf	Spot	NA	NA	NA	NA
Tur Arusha in Rs./Qtl.	Mumbai (Mah.)	Spot	NA	NA	NA	NA
Tur BDM in Rs./Qtl.	Jalna (Mah.)	Spot	NA	3700	4000	NA
Tur Black in Rs./Qtl.	Ahmednagar (Mah.)	Spot	NA	3400	3650	4000
	Barshi (Mah.)	Spot	NA	3200	3300	3800
Tur Dall in Rs./Qtl.	Agartala	Retail	NA	NA	NA	NA
		Wholesale	NA	NA	NA	NA
	Agra	Retail	6100	6300	6300	6400
		Wholesale	5800	6000	6000	6100
	Ahmedabad	Retail	6300	6300	6300	6800
		Wholesale	6100	6000	6000	6500
	Aizwal	Retail	NA	8000	NA	8000
		Wholesale	NA	7200	NA	7200
	All India Maximum Price	Retail	9000	9000	9000	13200
		Wholesale	8400	8400	8400	12500

Pulses Variety/Origin	Market	Price Type	13-Sep-18	6-Sep-18	13-Aug-18	13-Sep-17
All India Minimum Price	Retail		5800	5700	5700	5800
	Wholesale		5267	5267	5267	5500
All India Modal Price	Retail		7000	7000	7000	7000
	Wholesale		6500	6500	6500	6500
Amritsar	Retail		7800	7800	7800	8500
	Wholesale		5600	5600	5600	6500
Bathinda	Retail		7100	7100	6900	9000
	Wholesale		6400	6400	6400	8000
Bengaluru	Retail		NA	7200	NA	7900
	Wholesale		NA	6800	NA	6800
Bhagalpur	Retail		7000	7000	7000	6900
	Wholesale		6300	6300	6300	6000
Bhopal	Retail		6200	6200	6000	6800
	Wholesale		5900	5900	5900	6500
Bhubaneshwar	Retail		6000	6000	6500	7000
	Wholesale		5500	5500	5800	6200
Chandigarh	Retail		6100	NA	6300	6600
	Wholesale		5700	NA	5900	6300
Chennai	Retail		NA	6800	7300	7800
	Wholesale		NA	6000	6200	6500
Coimbatore	Retail		6900	6900	6900	5800
	Wholesale		6500	6500	6400	5600
Cuttack	Retail		6400	6400	6400	6700
	Wholesale		6000	6000	6000	6200
Dehradun	Retail		7200	7200	7200	11000
	Wholesale		6500	6500	6500	10000
Delhi	Retail		8100	8100	8200	8700
	Wholesale		6000	5900	6150	6600
Dharwad	Retail		NA	7500	NA	7200
	Wholesale		NA	7200	NA	NA
Dimapur	Retail		NA	NA	NA	NA
	Wholesale		NA	NA	NA	NA
Dindigul	Retail		7000	7000	7000	7300
	Wholesale		6300	6300	6400	6300
East Zone	Retail		NA	NA	NA	NA
	Wholesale		NA	NA	NA	NA
Ernakulam	Retail		7500	NA	7500	NA
	Wholesale		7000	NA	7000	NA
Gurgaon	Retail		7300	7300	7300	7800
	Wholesale		6500	6500	6500	7100

Pulses Variety/Origin	Market	Price Type	13-Sep-18	6-Sep-18	13-Aug-18	13-Sep-17
	Guwahati	Retail	7000	7000	7000	7000
		Wholesale	6500	6500	6500	6500
	Gwalior	Retail	6500	6500	6700	6800
		Wholesale	6200	6200	6300	6500
	Haldwani	Retail	7400	7400	7400	11400
		Wholesale	7000	7000	7000	10500
	Hisar	Retail	7500	7500	7500	8000
		Wholesale	7000	7000	7000	7500
	Hyderabad	Retail	7000	7000	7000	11000
		Wholesale	6500	6500	6500	10500
	Indore	Retail	6300	6300	6300	6900
		Wholesale	6000	6000	6000	6600
	Jabalpur	Retail	6300	6300	7000	6800
		Wholesale	5800	5800	6500	6400
	Jaipur	Retail	NA	6000	NA	6100
		Wholesale	NA	5700	NA	5600
	Jammu	Retail	7400	7400	7400	7800
		Wholesale	6500	6600	6600	7300
	Jodhpur	Retail	6500	NA	NA	NA
		Wholesale	5800	NA	NA	NA
	Kanpur	Retail	6300	6300	6300	6900
		Wholesale	6000	6000	6000	6500
	Karnal	Retail	8200	8200	8200	8400
		Wholesale	7500	7500	7500	7800
	Kolkata	Retail	7000	6800	7000	8000
		Wholesale	6000	5800	6000	6900
	Kota	Retail	6100	NA	6200	6100
		Wholesale	5550	NA	5600	6000
	Kozhikode	Retail	7400	7400	7400	NA
		Wholesale	6800	6800	7000	NA
Lucknow	Retail	6500	6800	6800	6700	
	Wholesale	5550	5820	5825	NA	
Ludhiana	Retail	7300	7300	7300	7500	
	Wholesale	5600	5600	5600	6000	
Mandi	Retail	6900	6900	6900	7600	
	Wholesale	6600	6600	6600	7280	
Mumbai	Retail	6200	6200	6300	7500	
	Wholesale	NA	5600	5800	5650	
Nagpur	Retail	6200	6200	6400	6800	
	Wholesale	5417	5417	5667	6197	

Pulses Variety/Origin	Market	Price Type	13-Sep-18	6-Sep-18	13-Aug-18	13-Sep-17
	North Zone	Retail	NA	NA	NA	NA
		Wholesale	NA	NA	NA	NA
	North-East Zone	Retail	NA	NA	NA	NA
		Wholesale	NA	NA	NA	NA
	Otanagar	Retail	9000	9000	9000	NA
		Wholesale	8000	8000	8000	NA
	Palakkad	Retail	7500	7500	7500	NA
		Wholesale	7300	7300	7300	NA
	Panaji	Retail	NA	7000	7000	8000
		Wholesale	NA	5900	NA	6500
	Panchkula	Retail	7400	7400	7400	7900
		Wholesale	6200	6200	6200	6900
	Patna	Retail	7500	7500	7500	7500
		Wholesale	6500	6500	6500	6500
	Port Blair	Retail	NA	NA	NA	NA
		Wholesale	NA	NA	NA	NA
	Puducherry	Retail	7600	7600	7500	8500
		Wholesale	6500	6500	6300	7500
	Purnia	Retail	7000	7000	7000	7000
		Wholesale	6300	6300	6200	6800
	Raipur	Retail	NA	NA	6800	7000
		Wholesale	NA	NA	5800	6000
	Rajkot	Retail	5900	5900	5900	7800
		Wholesale	5700	5700	5700	7000
	Ranchi	Retail	NA	6800	7000	6800
		Wholesale	NA	5800	6000	6000
	Rewa	Retail	6500	6500	6500	8000
		Wholesale	5500	5500	5500	7500
	Rourkela	Retail	NA	6000	6200	6500
		Wholesale	NA	5500	5800	6100
Sagar	Retail	6500	6500	6500	NA	
	Wholesale	6300	6300	6300	NA	
Sambalpur	Retail	6300	6300	6400	6800	
	Wholesale	5900	5900	6000	6400	
Shillong	Retail	5800	5800	6200	7200	
	Wholesale	5500	5500	5500	6500	
Shimla	Retail	7000	7000	7000	7000	
	Wholesale	6100	6100	6100	6100	
Siliguri	Retail	NA	7400	NA	7500	
	Wholesale	NA	6970	NA	6900	

Pulses Variety/Origin	Market	Price Type	13-Sep-18	6-Sep-18	13-Aug-18	13-Sep-17
	South Zone	Retail	NA	NA	NA	NA
		Wholesale	NA	NA	NA	NA
	Srinagar	Retail	NA	7000	7000	13000
		Wholesale	NA	NA	NA	NA
	T.Puram	Retail	7600	NA	NA	NA
		Wholesale	7400	NA	NA	NA
	Thiruchirapalli	Retail	7200	7200	7200	7000
		Wholesale	6350	6350	6400	6400
	Thrissur	Retail	6800	6800	6800	NA
		Wholesale	6200	6200	6200	NA
	Tirunelveli	Retail	NA	NA	7500	7400
		Wholesale	NA	NA	6600	6500
	Varanasi	Retail	7300	7300	7500	7400
		Wholesale	7000	7000	7200	7100
	Vijaywada	Retail	6200	6200	6200	6600
		Wholesale	6000	6000	6000	6500
	Visakhapatnam	Retail	NA	5700	5700	NA
		Wholesale	NA	5400	5400	NA
	Wayanad	Retail	7500	NA	7400	NA
		Wholesale	7000	NA	6600	NA
West Zone	Retail	NA	NA	NA	NA	
	Wholesale	NA	NA	NA	NA	
Amaravati (Mah.)	Spot	NA	NA	NA	NA	
Jalgaon (Mah.)	Spot	NA	6000	6100	6700	
Jamshedpur (Jh.)	Spot	NA	5500	5900	NA	
Pipariya (M.P.)	Spot	6000	NA	6200	6500	
Tur Dall Phatka in Rs./Qtl.	Akola (Mah.)	Spot	NA	5600	5800	NA
	Barshi (Mah.)	Spot	NA	5900	6200	7100
	Dahod (Guj.)	Spot	NA	NA	NA	NA
	Gulbarga (KA)	Spot	NA	5500	5600	6200
	Latur (Mah.)	Spot	NA	NA	6250	6400
	Nagpur (Mah.)	Spot	NA	NA	NA	NA
Tur Dall Phatka(General) in Rs./Qtl.	Indore (M.P.)	Spot	NA	NA	6000	6400
Tur Dall Sava no. in Rs./Qtl.	Akola (Mah.)	Spot	NA	5200	5400	NA
	Barshi (Mah.)	Spot	NA	5200	5400	6100
	Dahod (Guj.)	Spot	NA	NA	NA	NA
Tur Desi in Rs./Qtl.	Morena (M.P.)	Spot	NA	NA	NA	3400
	Pipariya (M.P.)	Spot	3925	NA	4050	4350
Tur in Rs./Qtl.	Bhind (M.P.)	Spot	3900	NA	NA	3800

Pulses Variety/Origin	Market	Price Type	13-Sep-18	6-Sep-18	13-Aug-18	13-Sep-17
	Dabra (M.P.)	Spot	NA	NA	NA	NA
	Jaipur (Raj.)	Spot	NA	NA	NA	NA
	Khandwa (M.P.)	Spot	NA	NA	NA	NA
	Raipur (CG.)	Spot	4250	4075	4150	4550
	Solapur (Mah.)	Spot	NA	4050	4150	4400
Tur Kenya in Rs./Qtl.	Mumbai (Mah.)	Spot	NA	NA	NA	NA
Tur Lemon (Burma) in \$/t	Chennai (T.N.)-Cnf	Spot	NA	NA	NA	NA
	Mumbai (Mah.)-Cnf	Spot	NA	310	NA	NA
Tur Lemon (Burma) in Rs./Qtl.	Delhi	Spot	3675	3650	3825	4200
	Kolkatta (W.B.)	Spot	NA	NA	NA	NA
	Mumbai (Mah.)	Spot	NA	3350	3525	4000
Tur Lemon (FOB) in \$/t	Yangon-Myanmar	Spot	NA	NA	NA	NA
Tur Lemon in Rs./Qtl.	Chennai (T.N.)	Spot	NA	3400	3500	4000
	Vijaywada (A.P.)	Spot	NA	3300	3500	3900
Tur Mah. Origin in Rs./Qtl.	Indore (M.P.)	Spot	NA	NA	4050	3800
Tur Malavi Red in \$/t	Mumbai (Mah.)-Cnf	Spot	NA	NA	NA	NA
Tur Malawi/Mozambique in Rs./Qtl.	Mumbai (Mah.)	Spot	NA	NA	NA	NA
Tur Matwara in \$/t	Mumbai (Mah.)-Cnf	Spot	NA	NA	NA	NA
Tur Matwara in Rs./Qtl.	Mumbai (Mah.)	Spot	NA	NA	NA	NA
Tur Nirmal in Rs./Qtl.	Yadgir (KA)	Spot	NA	NA	NA	NA
Tur Red (Variety-Maruti) in Rs./Qtl.	Jalna (Mah.)	Spot	NA	NA	3700	NA
Tur red Bariyadi in \$/t	Mumbai (Mah.)-Cnf	Spot	NA	NA	NA	NA
Tur Red Desi in Rs./Qtl.	Hathras (U.P.)	Spot	NA	NA	NA	NA
Tur Red FAQ in Rs./Qtl.	Gulbarga (KA)	Spot	NA	3850	3900	4200
Tur Red in Rs./Qtl.	Ahmednagar (Mah.)	Spot	NA	3500	3750	3900
	Akola (Mah.)	Spot	NA	3900	4050	4450
	Amaravati (Mah.)	Spot	NA	3650	3800	4100
	Barshi (Mah.)	Spot	NA	3500	3600	4400
	Dahod (Guj.)	Spot	3350	3200	3450	NA
	Latur (Mah.)	Spot	NA	NA	4100	4200
	Sedam (KA.)	Spot	NA	NA	3900	NA
Udgir (Mah.)	Spot	NA	3900	NA	4300	

Pulses Variety/Origin	Market	Price Type	13-Sep-18	6-Sep-18	13-Aug-18	13-Sep-17
	Yadgir (KA)	Spot	NA	3628	4025	4250
Tur Sefla in \$/t	Mumbai (Mah.)-Cnf	Spot	NA	NA	NA	NA
Tur Tanzania/Matwara/Mozambique in \$/t		Spot	NA	NA	NA	NA
Tur TRS in Rs./Qtl.	Yadgir (KA)	Spot	NA	NA	NA	4150
Tur White Desi in Rs./Qtl.	Jalgoan (Mah.)	Spot	NA	3800	4000	4400
Tur White in Rs./Qtl.	Ahmednagar (Mah.)	Spot	NA	3600	3850	4100
	Akola (Mah.)	Spot	NA	NA	NA	NA
	Barshi (Mah.)	Spot	NA	3400	3700	4300
	Dahod (Guj.)	Spot	3500	3600	3900	NA
	Jalna (Mah.)	Spot	NA	3700	3900	NA
	Latur (Mah.)	Spot	NA	NA	NA	NA
Urad (Black and Brown) in Rs./Qtl.	Bina (M.P.)	Spot	NA	NA	3200	NA
Urad (Mah. origin) in Rs./Qtl.	Indore (M.P.)	Spot	NA	NA	3900	5000
Urad (Polish) in Rs./Qtl.	Guntur (A.P.)	Spot	NA	5100	5300	5400
	Vijaywada (A.P.)	Spot	NA	5150	5300	5600
Urad (Unpolish) in Rs./Qtl.	Guntur (A.P.)	Spot	NA	4700	4900	5150
Urad Dall (Branded) in Rs./Qtl.		Spot	NA	6900	7300	8200
Urad Dall in Rs./Qtl.	Agartala	Retail	7300	7300	7300	9800
		Wholesale	6500	6500	6500	9000
	Agra	Retail	5000	5300	5400	6000
		Wholesale	4800	4900	5000	5600
	Ahmedabad	Retail	5800	5800	5800	6900
		Wholesale	5400	5400	5400	6500
	Aizwal	Retail	NA	NA	NA	NA
		Wholesale	NA	NA	NA	NA
	All India Maximum Price	Retail	10000	10000	10000	14500
		Wholesale	9300	9300	9300	14000
	All India Minimum Price	Retail	4800	4800	4800	6000
		Wholesale	4000	4000	4000	5500
	All India Modal Price	Retail	7500	7250	7000	8000
		Wholesale	7000	7000	5200	7000
	Amritsar	Retail	6800	6800	6800	8000
		Wholesale	4400	4400	4400	7200
	Bathinda	Retail	6500	6500	6800	9200
		Wholesale	5800	5800	5800	8100
	Bengaluru	Retail	NA	7600	NA	10300
		Wholesale	NA	6800	NA	8800
Bhagalpur	Retail	7000	7000	7000	8800	

Pulses Variety/Origin	Market	Price Type	13-Sep-18	6-Sep-18	13-Aug-18	13-Sep-17
		Wholesale	6500	6500	6500	8500
	Bhopal	Retail	5300	5300	5600	7500
		Wholesale	5100	5100	5000	7000
	Bhubaneshwar	Retail	6000	6000	5600	7500
		Wholesale	5400	5400	5200	6800
	Chandigarh	Retail	5400	NA	5600	7100
		Wholesale	4900	NA	5200	6800
	Chennai	Retail	NA	7300	7400	9200
		Wholesale	NA	6200	6000	7500
	Coimbatore	Retail	7500	7500	7000	8000
		Wholesale	6950	6950	6500	7800
	Cuttack	Retail	5700	5700	5700	6500
		Wholesale	5300	5300	5300	5800
	Dehradun	Retail	7500	7500	7500	11500
		Wholesale	7000	7000	7000	10200
	Delhi	Retail	8200	8200	8300	9700
		Wholesale	5950	5850	5750	6900
	Dharwad	Retail	NA	8600	NA	8500
		Wholesale	NA	8200	NA	NA
	Dimapur	Retail	NA	NA	NA	NA
		Wholesale	NA	NA	NA	NA
	Dindigul	Retail	7500	7500	7600	9500
		Wholesale	7200	7000	7200	8500
	East Zone	Retail	NA	NA	NA	NA
		Wholesale	NA	NA	NA	NA
	Ernakulam	Retail	7500	NA	7500	NA
		Wholesale	7000	NA	7000	NA
	Gurgaon	Retail	7000	7000	7000	8400
		Wholesale	6400	6400	6400	7600
	Guwahati	Retail	6500	6500	6500	8000
		Wholesale	6000	6000	6000	7500
	Gwalior	Retail	5600	5600	5600	7200
		Wholesale	5200	5200	5200	7000
	Haldwani	Retail	7800	7800	7800	11500
		Wholesale	7200	7200	7200	10000
	Hisar	Retail	6700	6700	6700	8000
		Wholesale	6200	6200	6200	7500
	Hyderabad	Retail	7600	7600	7600	12500
		Wholesale	7100	7100	7100	12000
	Indore	Retail	5900	5900	5900	7800

Pulses Variety/Origin	Market	Price Type	13-Sep-18	6-Sep-18	13-Aug-18	13-Sep-17
		Wholesale	5200	5200	5200	7100
	Jabalpur	Retail	5700	5700	5500	7400
		Wholesale	5200	5200	5000	7000
	Jaipur	Retail	NA	4900	NA	6500
		Wholesale	NA	4700	NA	5900
	Jammu	Retail	7400	7400	7400	9000
		Wholesale	5800	6000	6000	7300
	Jodhpur	Retail	5200	NA	NA	NA
		Wholesale	4700	NA	NA	NA
	Kanpur	Retail	5600	5600	5600	6600
		Wholesale	5400	5400	5400	6200
	Karnal	Retail	7500	7500	7500	7600
		Wholesale	6800	6800	6800	7000
	Kolkata	Retail	6000	6000	5800	7200
		Wholesale	4800	4800	4700	6200
	Kota	Retail	5500	NA	6500	7000
		Wholesale	5000	NA	6000	6800
	Kozhikode	Retail	7300	7300	7200	NA
		Wholesale	7000	7000	6600	NA
	Lucknow	Retail	6400	6500	6500	8000
		Wholesale	5100	5360	5200	NA
	Ludhiana	Retail	6600	6600	6600	7200
		Wholesale	4650	4650	4650	7000
	Mandi	Retail	6500	6500	6400	7300
		Wholesale	6200	6200	6100	6910
	Mumbai	Retail	7300	7300	7400	9100
		Wholesale	NA	5000	5000	6600
	Nagpur	Retail	7700	7700	7700	7600
		Wholesale	5950	5950	5953	6035
	North Zone	Retail	NA	NA	NA	NA
		Wholesale	NA	NA	NA	NA
	North-East Zone	Retail	NA	NA	NA	NA
		Wholesale	NA	NA	NA	NA
	Otanagar	Retail	10000	10000	10000	NA
		Wholesale	7800	7800	7800	NA
	Palakkad	Retail	8500	8500	8500	NA
		Wholesale	8300	8300	8300	NA
	Panaji	Retail	NA	8000	NA	11000
		Wholesale	NA	6300	NA	8150
	Panchkula	Retail	7000	7000	7000	7500

Pulses Variety/Origin	Market	Price Type	13-Sep-18	6-Sep-18	13-Aug-18	13-Sep-17
		Wholesale	5800	5800	5800	6500
	Patna	Retail	7500	7500	7000	8000
		Wholesale	7000	7000	6500	7500
	Port Blair	Retail	NA	NA	NA	NA
		Wholesale	NA	NA	NA	NA
	Puducherry	Retail	8000	8000	8000	9500
		Wholesale	7000	7000	6800	8500
	Purnia	Retail	6500	6500	6500	7200
		Wholesale	5300	5300	5300	6800
	Raipur	Retail	NA	NA	6800	7500
		Wholesale	NA	NA	5800	6000
	Rajkot	Retail	5200	5200	5200	8200
		Wholesale	4700	4700	4700	7400
	Ranchi	Retail	NA	6200	6000	7000
		Wholesale	NA	5200	5200	6000
	Rewa	Retail	5000	5000	5000	6500
		Wholesale	4500	4500	4500	6400
	Rourkela	Retail	NA	5500	5600	6400
		Wholesale	NA	5000	5200	6000
	Sagar	Retail	7000	7000	7000	NA
		Wholesale	6800	6800	6800	NA
	Sambalpur	Retail	6000	5600	5600	6600
		Wholesale	5200	5200	5200	6100
	Shillong	Retail	5800	6000	7000	9300
		Wholesale	5500	5800	6200	8500
	Shimla	Retail	7000	7000	7000	8000
		Wholesale	6100	6100	6100	7100
	Siliguri	Retail	NA	7600	NA	9200
		Wholesale	NA	6580	NA	8500
	South Zone	Retail	NA	NA	NA	NA
		Wholesale	NA	NA	NA	NA
	Srinagar	Retail	NA	7000	7000	13000
		Wholesale	NA	NA	NA	NA
	T.Puram	Retail	7400	NA	NA	NA
		Wholesale	7200	NA	NA	NA
	Thiruchirapalli	Retail	7800	7800	7800	9500
		Wholesale	5500	5700	5900	8400
	Thrissur	Retail	8200	8200	7800	NA
		Wholesale	7800	7800	7200	NA
	Tirunelveli	Retail	NA	NA	7800	10000

Pulses Variety/Origin	Market	Price Type	13-Sep-18	6-Sep-18	13-Aug-18	13-Sep-17
	Varanasi	Wholesale	NA	NA	6900	8800
		Retail	7500	7500	7500	9000
		Wholesale	7200	7200	7200	8600
	Vijaywada	Retail	6200	6200	6200	7000
		Wholesale	6000	6000	6000	6900
	Visakhapatnam	Retail	NA	6900	7200	NA
		Wholesale	NA	6600	6900	NA
	Wayanad	Retail	NA	NA	7600	NA
		Wholesale	NA	NA	7000	NA
	West Zone	Retail	NA	NA	NA	NA
Wholesale		NA	NA	NA	NA	
Jalgoan (Mah.)	Spot	NA	NA	NA	NA	
Urad Dall Mogar (General-Average) in Rs./Qtl.	Indore (M.P.)	Spot	NA	NA	7000	8500
Urad Dall Mogar (local branded) in Rs./Qtl.	Gulbarga (KA)	Spot	NA	6800	6800	8400
Urad Dall Mogar in Rs./Qtl.	Jamshedpur (Jh.)	Spot	NA	6400	6800	NA
Urad Dall Split (Average) in Rs./Qtl.	Bikaner (Raj.)	Spot	4800	5000	5300	6000
Urad Desi in Rs./Qtl.	Akola (Mah.)	Spot	NA	4500	4150	4800
	Ashok Nagar (M.P.)	Spot	NA	NA	NA	4400
	Bikaner (Raj.)	Spot	NA	NA	NA	NA
	Jalgoan (Mah.)	Spot	NA	4000	4500	5000
	Kanpur (U.P.)	Spot	NA	NA	3900	4200
	Neemuch (M.P.)	Spot	NA	NA	NA	4600
	Pipariya (M.P.)	Spot	3000	NA	3000	NA
	Ramganj (Raj.)	Spot	NA	NA	4100	4400
Udgir (Mah.)	Spot	NA	NA	NA	5000	
Urad FAQ (Burma) in \$/t	Chennai (T.N.)-Cnf	Spot	NA	NA	NA	NA
	Mumbai (Mah.)-Cnf	Spot	NA	315	NA	NA
Urad FAQ (Burma) in Rs./Qtl.	Mumbai (Mah.)	Spot	NA	3600	3975	4450
Urad FAQ (FOB) in \$/t	Yangon-Myanmar	Spot	NA	NA	NA	NA
Urad FAQ (Local) in Kyat/t		Spot	NA	NA	NA	NA
Urad FAQ in Rs./Qtl.	Chennai (T.N.)	Spot	NA	3800	4050	4700
	Gulbarga (KA)	Spot	NA	4600	3600	4800
Urad in Rs./Qtl.	Ahmednagar (Mah.)	Spot	NA	4700	4200	5100
	Barshi (Mah.)	Spot	NA	4300	4000	4600

Pulses Variety/Origin	Market	Price Type	13-Sep-18	6-Sep-18	13-Aug-18	13-Sep-17
	Bundi (Raj.)	Spot	NA	NA	3700	3800
	Dahod (Guj.)	Spot	3300	3300	3750	NA
	Harda (M.P.)	Spot	NA	NA	NA	NA
	Harpalpur (M.P.)	Spot	NA	NA	NA	NA
	Indore (M.P.)	Spot	NA	NA	3900	5000
	Jaipur (Raj.)	Spot	NA	NA	4200	4200
	Jalna (Mah.)	Spot	NA	NA	3500	NA
	Jhansi (U.P.)	Spot	NA	NA	NA	NA
	Kekri (Raj.)	Spot	4000	NA	4000	NA
	Khandwa (M.P.)	Spot	NA	NA	NA	NA
	Latur (Mah.)	Spot	NA	NA	4200	5500
	Rajgarh (M.P.)	Spot	NA	NA	NA	NA
	Sedam (KA.)	Spot	NA	4500	NA	NA
	Tikamgarh (M.P.)	Spot	NA	NA	NA	NA
	Ganjbasoda (M.P.)	Spot	NA	NA	NA	NA
Urad Kali in Rs./Qtl.	Dabra (M.P.)	Spot	NA	NA	NA	NA
Urad lal in Rs./Qtl.		Spot	NA	NA	NA	NA
Urad Mogar in Rs./Qtl.	Dahod (Guj.)	Spot	NA	NA	NA	NA
Urad Rangoli in Rs./Qtl.	Dabra (M.P.)	Spot	NA	NA	NA	NA
Urad Sada(Bada) in Rs./Qtl.	Vijaywada (A.P.)	Spot	NA	4950	5100	5400
Urad SQ (Burma) in \$/t	Chennai (T.N.)-Cnf	Spot	NA	NA	NA	NA
	Mumbai (Mah.)-Cnf	Spot	NA	430	NA	NA
Urad SQ (FOB) in \$/t	Yangon-Myanmar	Spot	NA	NA	NA	NA
Urad SQ (Local) in Kyat/t		Spot	NA	NA	NA	NA
Urad SQ in Rs./Qtl.	Delhi	Spot	4950	5000	5325	6000
	Chennai (T.N.)	Spot	NA	4850	5150	6000
Yellow Peas in Rs./Qtl.	Delhi	Spot	4400	4500	4650	2525
Urad Gota Branded in Rs./Qtl.	Guntur (A.P.)	Spot	NA	6900	7300	8200
Urad FAQ (Burma) in Rs./Qtl.	Kolkatta (W.B.)	Spot	4100	4000	3950	5100

Pulses Arrivals	13-Sep-18	6-Sep-18	13-Aug-18	13-Sep-17
Chana (Both Desi and kantewala) in Qtls.				
Ramganj (Raj.)	500	300	2100	1300

Pulses Arrivals	13-Sep-18	6-Sep-18	13-Aug-18	13-Sep-17
Chana Annagiri in Qtls.				
Gulbarga (KA)	800	500	800	700
Latur (Mah.)	NA	NA	NA	NA
Udgir (Mah.)	2700	NA	4200	2200
Yadgir (KA)	NA	NA	NA	NA
Chana Dall in Qtls.				
Dabra (M.P.)	NA	NA	NA	NA
Chana Desi in Qtls.				
Ajmer (Raj.)	450	50	300	530
Alwar (Raj.)	NA	NA	NA	NA
Ashok Nagar (M.P.)	2300	2700	6500	2300
Barshi (Mah.)	3000	700	6000	1200
Bhind (M.P.)	125	100	125	125
Bina (M.P.)	1200	700	1650	1200
Bundi (Raj.)	1500	300	2200	450
Dabra (M.P.)	NA	NA	NA	NA
Dahod (Guj.)	NA	NA	NA	NA
Gwalior (M.P.)	200	250	450	250
Harda (M.P.)	NA	NA	250	NA
Harpalpur (M.P.)	NA	NA	NA	NA
Jaipur (Raj.)	NA	NA	NA	NA
Jhansi (U.P.)	NA	300	500	200
Kanpur (U.P.)	NA	NA	NA	NA
Kekri (Raj.)	1500	200	2450	700
Khandwa (M.P.)	NA	NA	NA	NA
Merta City (Raj.)	NA	NA	NA	NA
Morena (M.P.)	NA	20	NA	NA
Pipariya (M.P.)	4100	1800	5700	5900
Sriganganagar (Raj.)	900	200	1825	900
Tikamgarh (M.P.)	NA	NA	NA	NA
Vijaywada (A.P.)	2300	2900	3700	2950
Chana Dollar in Qtls.				
Rajgarh (M.P.)	NA	NA	NA	NA
Chana G 12/Vijay in Qtls.				
Latur (Mah.)	NA	NA	NA	NA
Chana Gauran in Qtls.				
Jalna (Mah.)	1200	300	1100	1000
Latur (Mah.)	NA	NA	NA	NA
Chana in Qtls.				
Ahmednagar (Mah.)	3400	800	3900	6200

Pulses Arrivals	13-Sep-18	6-Sep-18	13-Aug-18	13-Sep-17
Akola (Mah.)	4300	5100	4300	2500
Amaravati (Mah.)	3700	5000	8000	5200
Barshi (Mah.)	NA	NA	NA	NA
Bikaner (Raj.)	NA	NA	NA	NA
Jalgoan (Mah.)	1000	300	800	600
Nagpur (Mah.)	1200	3600	5100	5500
Nanded (Mah.)	6300	3900	3500	28000
Raipur (CG.)	8000	8700	10200	4700
Sedam (KA.)	NA	NA	NA	NA
Solapur (Mah.)	3100	3200	4500	4300
Ujjain (M.P.)	2000	650	1450	1100
Chana kantewala/katawala in Qtls.				
Dewas (M.P.)	1200	700	2400	900
Indore (M.P.)	4300	3600	7700	4500
Neemuch (M.P.)	850	1600	1650	1750
Rajgarh (M.P.)	150	100	150	NA
Chana Masumi in Qtls.				
Yadgir (KA)	NA	NA	NA	NA
Chana Mixed (Mill) in Qtls.				
Latur (Mah.)	5600	NA	23000	13000
Chana Pila in Qtls.				
Jalna (Mah.)	800	200	400	500
Chana White-Katu in Qtls.				
Rajgarh (M.P.)	NA	NA	NA	NA
Kabuli Chana in Qtls.				
Dabra (M.P.)	NA	NA	NA	NA
Masoor (Bareily) in Qtls.				
Kanpur (U.P.)	NA	NA	NA	NA
Masoor Dall Malka in Qtls.				
Kanpur (U.P.)	NA	NA	NA	NA
Masoor Desi in Qtls.				
Ashok Nagar (M.P.)	400	900	2000	1300
Pipariya (M.P.)	220	100	340	220
Masoor in Qtls.				
Gwalior (M.P.)	200	400	550	400
Harpalpur (M.P.)	NA	NA	NA	NA
Jhansi (U.P.)	NA	50	150	50
Patna (BR.)	5400	4900	5400	3100
Raipur (CG.)	3700	4000	2200	800
Masoor Kali in Qtls.				

Pulses Arrivals	13-Sep-18	6-Sep-18	13-Aug-18	13-Sep-17
Bina (M.P.)	1100	800	1300	1200
Masoor Medium (barik) in Qtls.				
Indore (M.P.)	4600	5400	5600	3200
Masoor Medium in Qtls.				
Dabra (M.P.)	NA	NA	NA	80
Rajgarh (M.P.)	175	150	300	NA
Masoor Mill Quality in Qtls.				
Kanpur (U.P.)	NA	NA	NA	NA
Moong (Kanpur-U.P.) in Qtls.				
Delhi	NA	NA	NA	NA
Moong (Karnataka) in Qtls.				
Delhi	NA	NA	NA	NA
Moong (kishangarh-Raj) in Qtls.				
Delhi	NA	NA	NA	NA
Moong (Sumerpur-Raj.) in Qtls.				
Delhi	NA	NA	NA	NA
Moong (UP line) in Qtls.				
Kanpur (U.P.)	NA	NA	NA	NA
Moong Chamki in Qtls.				
Delhi	NA	NA	NA	NA
Gulbarga (KA)	11500	15000	2450	20000
Indore (M.P.)	2100	2000	1900	3000
Jalgaon (Mah.)	12000	2000	NA	5400
Jalna (Mah.)	9000	1500	100	5000
Solapur (Mah.)	NA	NA	NA	NA
Moong Desi (Merta City-Raj) in Qtls.				
Delhi	NA	NA	NA	NA
Moong Desi in Qtls.				
Ajmer (Raj.)	2650	200	450	5850
Bina (M.P.)	NA	NA	NA	NA
Hathras (U.P.)	NA	20	35	NA
Ludhiana (PB.)	NA	NA	7000	3000
Merta City (Raj.)	80	50	1650	8700
Pipariya (M.P.)	5200	2200	16500	1600
Udgir (Mah.)	2000	200	NA	14500
Moong FAQ in Qtls.				
Gulbarga (KA)	10829	28253	719	26676
Moong Gauran in Qtls.				
Jalna (Mah.)	800	200	NA	1000
Moong Green in Qtls.				

Pulses Arrivals	13-Sep-18	6-Sep-18	13-Aug-18	13-Sep-17
Delhi	NA	NA	NA	NA
Sedam (KA.)	1400	1400	1900	NA
Moong in Qtls.				
Ahmednagar (Mah.)	9000	1500	1200	7800
Akola (Mah.)	5900	1200	1000	1800
Amaravati (Mah.)	NA	NA	NA	NA
Barshi (Mah.)	5000	700	200	6000
Harda (M.P.)	NA	NA	100	NA
Jaipur (Raj.)	NA	NA	NA	NA
Kekri (Raj.)	1650	200	2500	1000
Latur (Mah.)	7500	NA	NA	36000
Sriganganagar (Raj.)	60	NA	NA	NA
Vijaywada (A.P.)	700	1600	600	2700
Moong Kekri in Qtls.				
Delhi	NA	NA	NA	NA
Moong Mogar (Merta City-Raj) in Qtls.				
Delhi	NA	NA	NA	NA
Moong Mogar in Qtls.				
Yadgir (KA)	NA	NA	NA	NA
Moong Polish (Merta City-Raj) in Qtls.				
Delhi	NA	NA	NA	NA
Moong Polish in Qtls.				
Yadgir (KA)	14900	20042	2939	26400
Moong Popat in Qtls.				
Delhi	NA	NA	NA	NA
Peas Desi in Qtls.				
Kanpur (U.P.)	NA	NA	NA	NA
Peas White in Qtls.				
Dabra (M.P.)	NA	NA	NA	NA
Harpalpur (M.P.)	10	50	NA	180
Jhansi (U.P.)	NA	NA	50	100
Tur BDM in Qtls.				
Jalna (Mah.)	200	50	400	500
Tur Desi in Qtls.				
Morena (M.P.)	NA	NA	NA	160
Pipariya (M.P.)	1650	540	2100	2000
Tur in Qtls.				
Ahmednagar (Mah.)	2800	400	2200	3200
Barshi (Mah.)	2500	500	2000	1600
Bhind (M.P.)	125	100	125	125

Pulses Arrivals	13-Sep-18	6-Sep-18	13-Aug-18	13-Sep-17
Dabra (M.P.)	NA	NA	NA	NA
Dahod (Guj.)	NA	NA	NA	NA
Jaipur (Raj.)	NA	NA	NA	NA
Khandwa (M.P.)	NA	NA	NA	NA
Nagpur (Mah.)	600	2800	3700	3100
Raipur (CG.)	3400	2700	4200	1200
Solapur (Mah.)	4200	3200	4200	7500
Tur Lemon in Qtls.				
Vijaywada (A.P.)	NA	NA	NA	NA
Tur Mah. Origin in Qtls.				
Indore (M.P.)	2100	2000	1900	2800
Tur Nirmal in Qtls.				
Yadgir (KA)	NA	NA	NA	NA
Tur Red (Variety-Maruti) in Qtls.				
Jalna (Mah.)	NA	NA	NA	500
Tur Red in Qtls.				
Akola (Mah.)	3100	3800	6200	2500
Amaravati (Mah.)	6300	8000	11500	9500
Gulbarga (KA)	1800	1500	2800	9000
Hathras (U.P.)	NA	NA	NA	NA
Latur (Mah.)	3500	NA	4000	10500
Sedam (KA.)	NA	NA	450	NA
Udgir (Mah.)	3500	800	3200	16500
Yadgir (KA)	152	112	666	250
Tur TRS in Qtls.				
Yadgir (KA)	NA	NA	NA	250
Tur White Desi in Qtls.				
Jalgaon (Mah.)	800	200	600	600
Tur White in Qtls.				
Akola (Mah.)	NA	NA	NA	NA
Jalna (Mah.)	200	50	800	1000
Latur (Mah.)	NA	NA	NA	NA
Urad (Mah. origin) in Qtls.				
Indore (M.P.)	5200	4000	5200	NA
Urad (Polish) in Qtls.				
Vijaywada (A.P.)	5500	5600	5300	10000
Urad Desi in Qtls.				
Akola (Mah.)	330	1300	700	1700
Ashok Nagar (M.P.)	NA	NA	NA	5500
Jalgaon (Mah.)	200	NA	NA	2100

Pulses Arrivals	13-Sep-18	6-Sep-18	13-Aug-18	13-Sep-17
Kanpur (U.P.)	NA	NA	NA	NA
Neemuch (M.P.)	450	1550	2400	1550
Ramganj (Raj.)	600	400	1700	1900
Solapur (Mah.)	NA	NA	NA	NA
Udgir (Mah.)	NA	NA	NA	3400
Urad FAQ in Qtls.				
Gulbarga (KA)	1200	900	500	15000
Urad in Qtls.				
Ahmednagar (Mah.)	2400	400	1200	4900
Barshi (Mah.)	35000	5000	170	40000
Bina (M.P.)	NA	NA	650	600
Bundi (Raj.)	1700	200	1650	1150
Dahod (Guj.)	NA	NA	NA	NA
Harda (M.P.)	NA	NA	NA	NA
Harpalpur (M.P.)	NA	40	NA	NA
Indore (M.P.)	NA	NA	NA	NA
Jaipur (Raj.)	NA	NA	NA	NA
Jalna (Mah.)	400	NA	NA	2000
Jhansi (U.P.)	NA	NA	NA	400
Kekri (Raj.)	2800	300	4400	700
Khandwa (M.P.)	NA	NA	NA	NA
Latur (Mah.)	7500	NA	NA	14000
Pipariya (M.P.)	NA	NA	NA	NA
Rajgarh (M.P.)	NA	NA	NA	NA
Sedam (KA.)	2300	2700	NA	NA
Tikamgarh (M.P.)	NA	NA	NA	NA
Urad Kali in Qtls.				
Dabra (M.P.)	NA	NA	NA	NA
Urad lal in Qtls.				
Dabra (M.P.)	NA	NA	NA	NA
Urad Rangoli in Qtls.				
Dabra (M.P.)	NA	NA	NA	NA
Urad Sada(Bada) in Qtls.				
Vijaywada (A.P.)	NA	NA	NA	NA
Chana Both(MP and Raj. Origin) in Motors/trucks (each of around 9-15 tonne)				
Delhi	115	95	175	180
Chana Desi in Rs./Qtl.				
Ganjbasoda (M.P.)	NA	500	2100	NA
Urad in Rs./Qtl.				
Ganjbasoda (M.P.)	NA	NA	NA	NA

Pulses Arrivals	13-Sep-18	6-Sep-18	13-Aug-18	13-Sep-17
Masoor (Kota-Raj.) in Motors/trucks.				
Delhi	NA	NA	NA	NA
Masoor (Sikri-Raj.) in Motors/trucks.				
Delhi	NA	NA	NA	NA

Disclaimer

The information and opinions contained in the document have been compiled from sources believed to be reliable. The company does not warrant its accuracy, completeness and correctness. Use of data and information contained in this report is at your own risk. This document is not, and should not be construed as, an offer to sell or solicitation to buy any commodities. This document may not be reproduced, distributed or published, in whole or in part, by any recipient hereof for any purpose without prior permission from the Company. IASL and its affiliates and/or their officers, directors and employees may have positions in any commodities mentioned in this document (or in any related investment) and may from time to time add to or dispose of any such commodities (or investment). Please see the detailed disclaimer at <http://www.agriwatch.com/disclaimer.php> ©2018 Indian Agribusiness Systems Ltd