

Content:**Highlights****Pulses-Wise Scenario**

- 1. Chana (Chickpeas / Bengal Gram)**
- 2. Matar (Peas)**
- 3. Tur (Pigeon Peas / Red Gram)**
- 4. Masoor (Lentils)**
- 5. Moong (Green Gram)**
- 6. Urad (Black Matpe /Black Gram)**
- 7. Planting Progress**

Appendix

- ✓ *Pulses Wise Technical Outlook For Current Week*
- ✓ *Pulses Import of the week.*
- ✓ *Pulses Production Forecast*
- ✓ *Indian Pulses Supply & Demand*
- ✓ *Pulses Production Snapshot by MOA – Total and Pulses-Wise*
- ✓ *Domestic pulses Production, Demand and Import (in Million Tonne) by MOA*
- ✓ *Canada Lentil Supply & Demand*
- ✓ *Australia Pulses Supply & Demand*

Commodity-wise Domestic, International Prices and Arrivals at Different Centers

Highlights-Domestic Market:

- **Govt. has green signaled for commencing procurement of chana & masur in 13 states.** It has allocated Rs1250 crore to start buying with immediate effects. Now approval for procurement from center is not essential and upto 25% pulses can be procured out of total production in the states. Pulses procurement drive would be executed through various states schemes including PM Asha Yojna too. The allocated amount would be used in Assam, Bihar, Chhattisgarh, Himachal Pradesh, Jharkhand, Kerala Odisha, Punjab, Rajasthan, Tamil Nadu, Uttarakhand and W. Bengal. Major states like MH, UP And MP are not included in it. Total 2.58 lakh MT would be procured in 13 states.
- **Nafed has tied up with dal mills for supplying raw materials and increasing processing activities.** It would ensure ample supply in physical markets. Tight supply side is likely to be eased within a week time. Other necessary action is being taken by govt. to smoothen entire value chain. Govt. has already decided to supply 1kg per beneficiary of processed dal to millions of consumers over the next three months. .Notably, Nafed still has 2MMT pulses in its go-downs. Actually, after lockdown markets started facing labour problems, unavailability of transport. It directly affected supply of raw material to the mills.
- **The govt has fixed pulses import quota at 13.4 lakh MT for current fiscal year, starting from April-2020.** A circular regarding this has been issued on 28th March-2020. Under the provision of this circular a quota of 4lakh MT was fixed for tur, 1.5 lakh MT (each) for moong and peas, quota for urad has been fixed at 4 lakh MT while import through govt channel would be 2.4 lakh MT. It brings total import at 13.4 lakh MT. Besides, private traders would import 1 mt per year of red lentils, 0.2 mt including red kidney beans and white chickpea through an open general license (OGL). If we include illegal inflow of peas/lentils, the import volume in 2020-21 would be around 30 lakh MT. It would not support pulses market in the first half of the new financial year
- **Cash tur market traded up on supply disruption due to lockdown till 14th of April.** Goods movement remains disturbed due to shortage of labours, transportation. It has pushed dal price up in the market. Even stock in the mills is decreasing. Prices may move further up if supply chain is not set on right track this week. Tur in Gulberga market was being traded at Rs 5350-5450 and may move further up due to sudden increase in demand. Even procurement pace has slowed down and is unlikely to return to normal track before mid April.
- **Lockdown, non-availability of labours and transport have disrupted supply chain in the market.** Mills are unable to get raw materials for processing. Due to lock down demand for urad dal was seen increasing while supply was decreasing. It has helped urad price to move up in south Indian markets. However, if supply chain is restored, it may decrease again. Urad price moved up last week from Rs 6500 to Rs 6900 in Chennai market. Lock down of Markets due to Covid-19 continues and if situation does not improve, it may be extended further after 15 th April-2020 too. . Even procurement drive is not taking place. So inner tone in the market remains weak. As govt. would distribute pulses among the poor, demand for dal would remain weak for next three months. It would not allow market to improve even if lock down period is over. In various market it would continue to move in the range of Rs6500-7000. Overall trend seems range bound this week.
- **Mostly cash markets remained closed due to increasing fear of Covid-19. It would remain closed till 14th Apr-2020.** Lower arrival, restricted trading activities helped market to recover this week despite restricted trade in some markets in the first week of April As bulk trading activities remain halted and sudden sprut in demand due to lockdown helped market to recover this week by Rs300 to Rs400.. No moong crop is due in next two months amid negligible import volume. So, cash market is likely to trade range steady to slightly firm in April. . In Vijayawada market new moong is being traded at Rs 7300-7400, up by Rs 400-200 from previous week.
- **Masur harvesting started and it has picked up momentum with opening of weather in MP and Uttar Pradesh.** However, some losses have been reported due to hailstorm in some particular region of MP and UP. Loss is considered to be nominal. This year masur production has been pegged at 13.5 lakh MT. It may decrease to 13.25 lakh MT. As new arrival started, prices are decreasing continuously. It may come down to Rs4400-4500 in peak arrival

season. Stockiest are releasing old stock. Nafed has around 21000 MT old stock. This year around 1.75 lakh MT might be procured on MSP. Procurement is expected from 1st of April. Import continues. So overall trend seems weak.

- **Yellow peas market traded weak as arrival from new crop is continuously increasing. However, supply side of green peas is tight and it may move further up.** In Kanpur market yellow peas is being traded at Rs 4400-4500 while white Canadian peas is being traded at Rs-5000-5100. Green peas in Mumbai market is being traded at Rs11600 per qtl. It may continue to rule firm. Pressure might be seen on yellow peas.

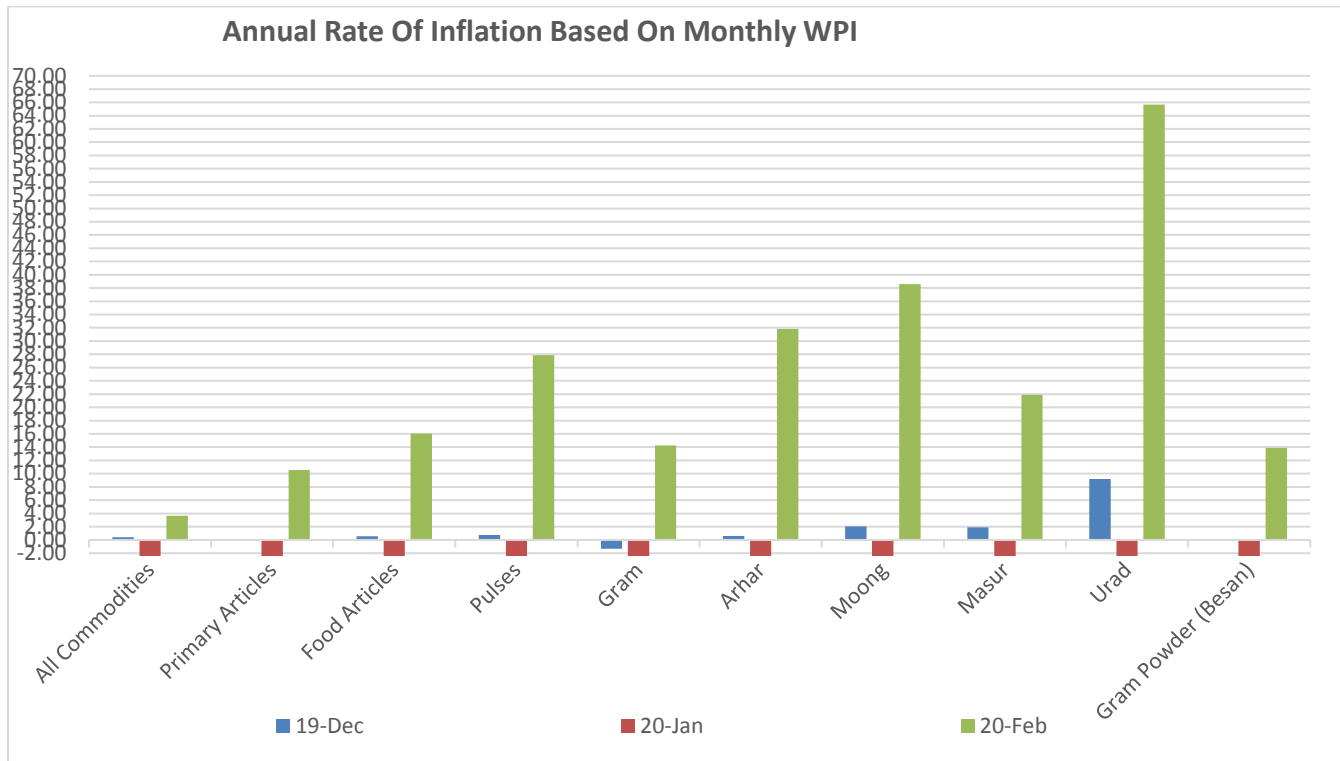
Outlook for the week: Cash pulses market except tur and moong, may trade weak.

International Market Update:

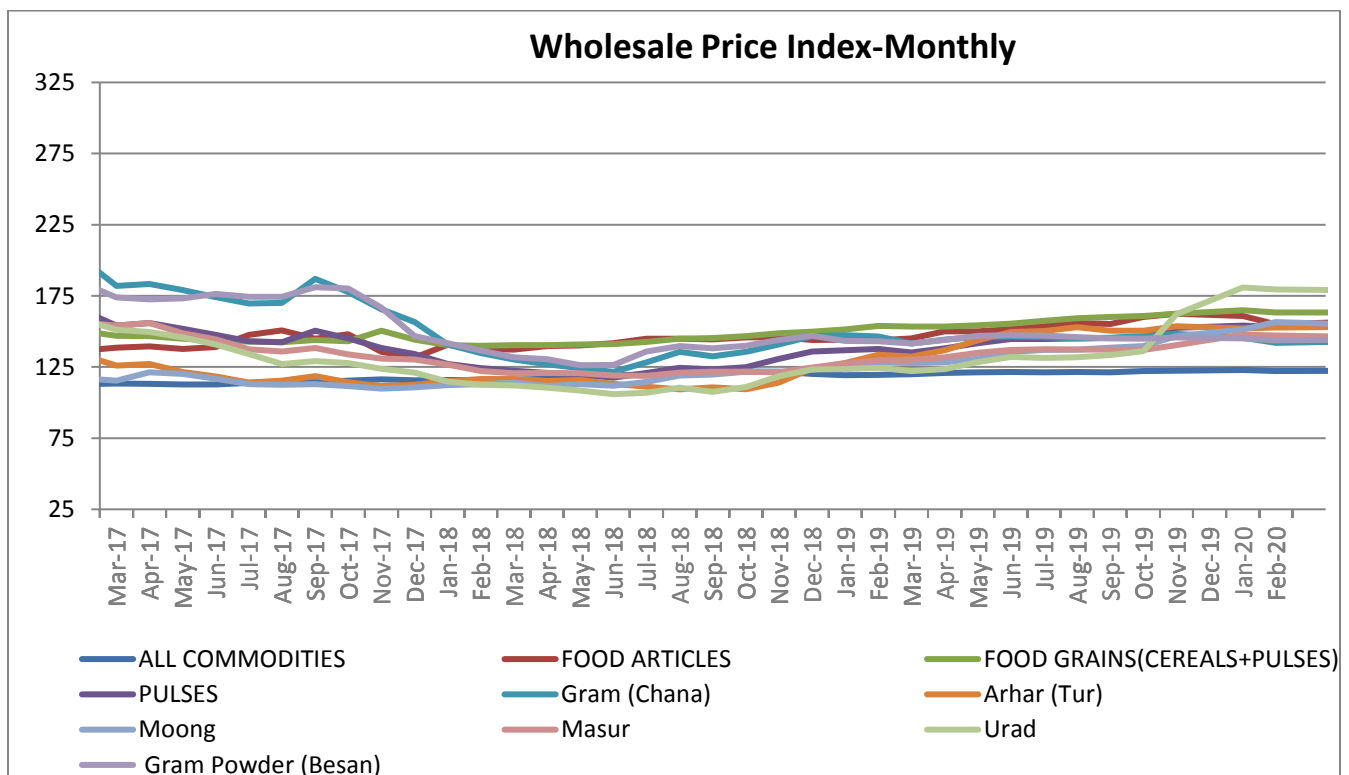
- **Dry peas production in Canada is expected to increase by 1.34 % to 43 lakh MT in 2020-21.** Harvested area has been considered at 1720 thousand ha with likely yield at 2500 kg per ha. In 2019-20 production forecast was 42.43 lakh MT. Thus total supply is expected to increase from 46.19 to 47.85 lakh MT in 2020-21. Despite higher production estimate export figure has been decreased from 35 to 33 lakh MT in 2020-21. However domestic use would increase from 6.94 to 8.60 lakh MT. Carryout too would increase from 4.24 to 6.25 lakh MT this year. Stock to use ratio would increase from 10 to 15 % , while average price might be rule in the range of \$ 245-275 per MT as per Agriculture and agri food Canada.
- **Dry peas area in Canada is likely to be same in Canada as was seen in 2019-20. It may be 1.75 million ha.** in 2020-21. The reason behind it is likely good returns and better export demand. Dry peas production may touch at 43 lakh MT. Supply is expected to rise marginally due to higher carry-in stocks. Exports are expected to be lower than the current crop year and carry-out stocks are expected to rise. The average price in 2020-21 is expected to be unchanged (\$245-275) from the previous year.
- **Lentils production in Canada is likely to increase by 1.43 % to 22 lakh MT in 2020-21 as per the latest update by agriculture & agri food Canada.** Here harvested area has been considered at 15 lakh ha , slightly higher than last year (14.89 lakh ha). Yield has been considered slightly up from 1460 to 1470 kg per ha. Production has been pegged at 22 lakh MT in 2020-21. It was 21.67 in 2019-20. Total supply would decrease slightly from 28.78 to 26 lakh MT in 2020 - 21. Even domestic use would decrease from 4.28 to 3.25 lakh MT. Carryout would decline from 3.5 to 2.75 lakh MT. Percentage stock to use ratio would decline from 14 to 12 %. Average price might be rule in the range of 4.40 to 4.70 lakh MT in 2020-21
- **Chickpeas production in Canada is likely to decrease from 2.52 lakh MT to 2.0 lakh MT in 2020-21.** Area is expected to decrease from 156 to 117 thousand ha. Export may increase slightly from 1.3 to 1.35 lakh MT in 2020-21. Prices may hinge in the range of \$465-485/per MT.
- **As per the latest Australian Bureau of Statistics Chickpeas export volume from Australia increased in Jan-2020 in comparison to Dec-2019.** In January -2020, Australia exported 56,502 MT, up 2% from 55,296 the previous month. Bangladesh purchased 36,801 MT. Pakistan was the second most important importer taking 13,073 MT, followed by United Arab Emirates at 3,939 MT.
- **Chickpeas production in Canada in 2019-20 has been pegged at 2.52 lakh MT .It would decrease to 2 lakh MT in 2020-21.** Average price is expected to hover in the range of 455-485 per MT during 2020-21. Import too would decline from 53 to 50 thousand MT in 2020-21.
- **Area coverage under chickpeas in Australia in 2019-20 is expected to decline by 15% to 1.7 lakh ha.** Production has been pegged at 1.7 lakh MT this year, down by 11 % from last year. Decrease in area and production is mainly attributed to lower demand from India and weak price in global market. Slight increase in yield has been seen as mostly chickpeas are grown in central Queensland, where weather condition improved in comparison to last year.

Weekly Outlook: -Pulses are likely to trade steady to slightly weak.

Pulses WPI Index:



Index Numbers of Wholesale Price in India (Base: 2011-12=100)



Pulses WPI decreased by 0.9 points from 154.1 in Dec to 153.2 in Feb-202

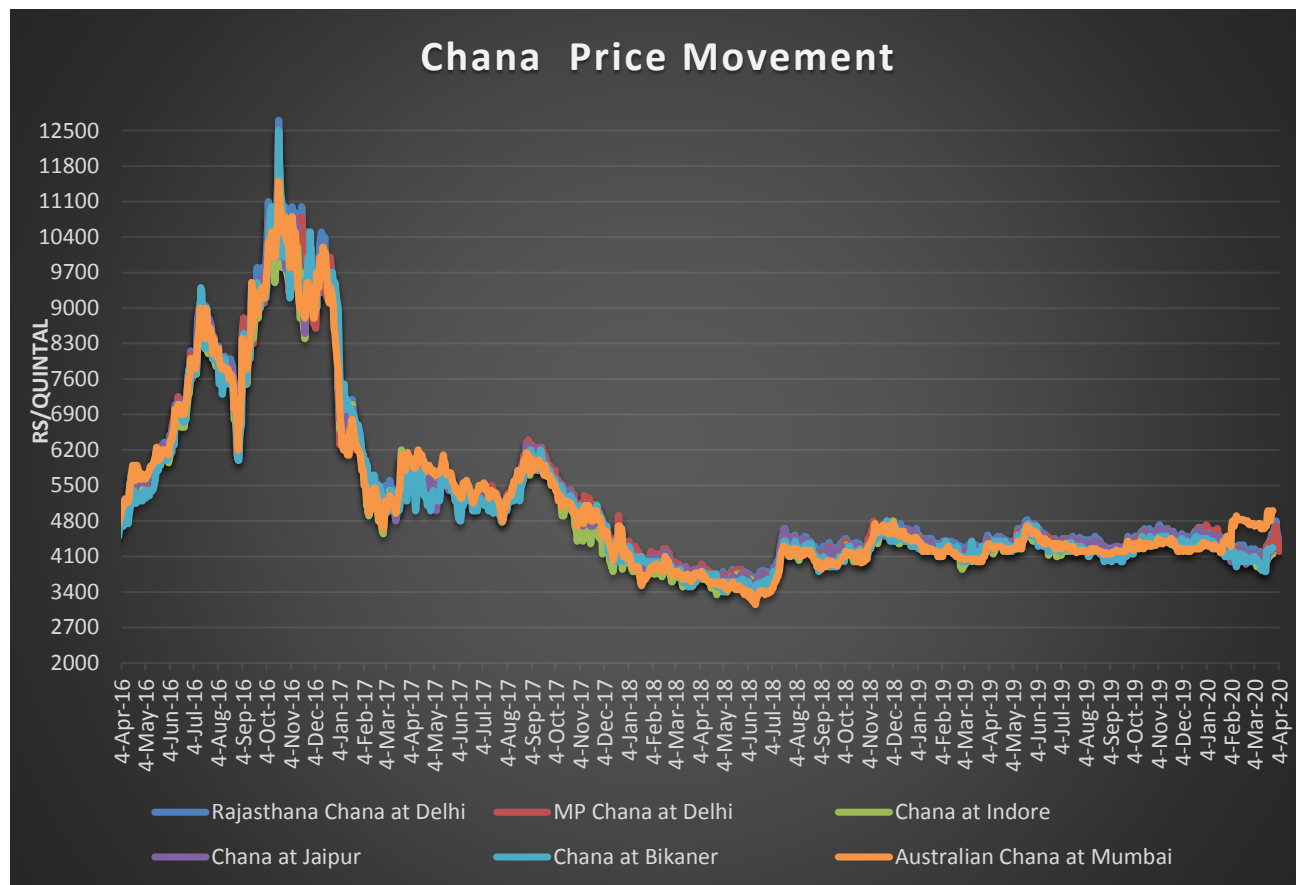
Pulses-Wise Scenario:

Chana

Current Scenario:

Trading activities remains halted due to Covid-19 and normal trading activities are expected not before mid April-2020 if lock down period is relaxed..Harvesting got disturbed due to recent rains and is likely to get momentum with opening of weather once again in Andhra Pradesh, Madhya Pradesh and Gujrata and is likely to start in Maharashtra and Rajasthan soon. Procurement target for MP and MH is yet to be fixed.In other states 9.25 lakhMT chana would be procured this year.Some losses have been reported in MP,Raj and UP.As area of chana crop is around 107.5 lakh ha this year, production may exceed to 101 lakhMT. Recent minor loss may be compensated by higher yield in other states. Supply pressure would increase now and it may pressurize chana price further..Market has started reflecting the pressure.Govt has yet to decide procurement quantity for MP and MH..Emerging condition hints chana to rule steady to slightly firm from current level..There is plenty of old stock left and new one has started hitting the market..Even Nafed has started selling old chana at Rs 3800-3900. It would continue to pressurize cash market in the short to medium term. Nafed still has 15 lakh MT old chana in its stock.

All India average price for Chana increased by 5.43 percent from Rs 4298 to 4532 per qtl.during review week. Even Australian Chana (imported) price increased to Rs 4950 per 100kg due to halted harvesting activities. in domestic market. Following graph illustrates the chana price movement in different markets:

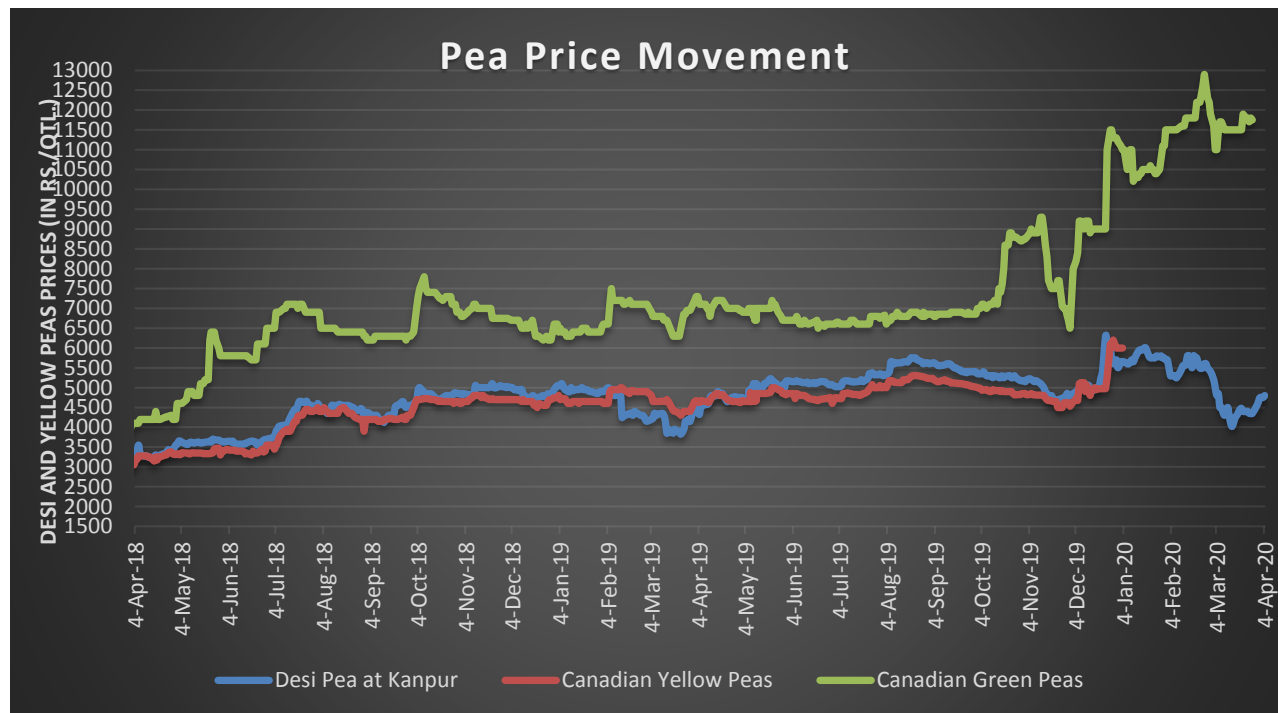


Market Outlook: Pressure might be seen in chana cash market this week too due to slower pace of procurement and restricted demand amid commencement of new arrival. Futures remain un-supportive.Nafed has started selling old stock near market price and it is affecting market sentiments.Distribution of 1 k.g. dal per family/per ration card would affectdirect demand from cash market.

Peas (Matar):
Market Recap:

No major change was seen in peas market as maximum trade remain suspended due to disruption in major market due to covid-19. However, in some markets it traded up due to supply disturbance. With changed status from the free to restricted category and hefty levy imposed on peas, its import remains almost halted. The commerce ministry issued a separate harmonized system (HS code) for all peas (including yellow, green and kaspas) and changed its status in the third week of Dec. It has affected importers badly. Now import deals are not taking place. The fixed quota of 1.5 lakh MT has already been completed. Actually govt is trying to increase consumption of chana as it is abundantly available in domestic market. Importers have requested govt to allow green peas import as prices of green peas ruling higher at Rs-11,800 per qtl. Against the quota of 1.5 lakh MT over 5.78 lakh MT has been imported so far. Under prevailing condition govt. is unlikely to allow green peas import. New crop in local market started hitting mandis now. So price of yellow peas may move down from current level. With new arrival in domestic market supply side seems at ease.

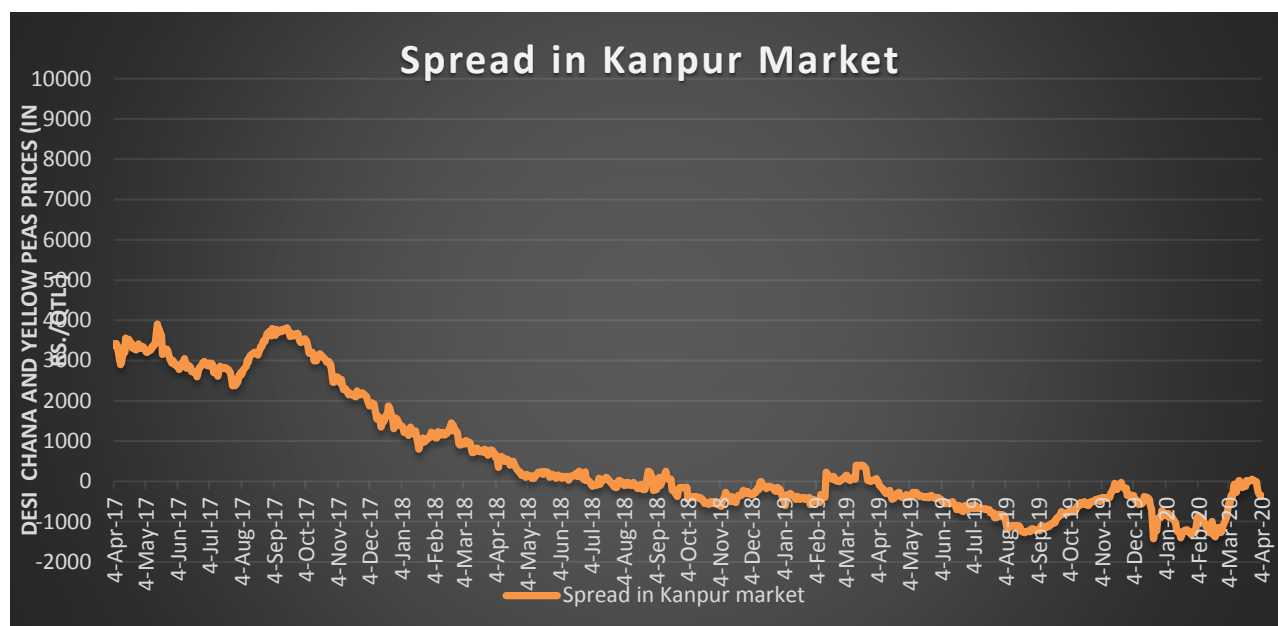
Pea in Kanpur market traded firm at Rs.4700-4800 due to halted arrival in domestic market. Stockists too are unwilling to release old stock despite bumper chana production prospects. It has impacted price of peas in Kanpur market too despite exhausting stock of imported peas in Mumbai. As chana price has declined, pea too may not be able to move up. Availability of chana would increase. And it would cap peas price too. Green peas have started hitting the local market but in limited quantity. As supply side is tight, it would continue to trade up.


Current Market Dynamics & Outlook:

Peas market traded slightly firm due to halted pace of arrival in domestic market and restricted selling by stockists. Kanpur market traded firm at Rs 4700-4800 per qtl. New local crop has started hitting the market. So any major spike is unlikely in April. Overall, all India average price was up by 1.5% to Rs 4700-4750 per qtl in the first week of April. In Mumbai market, there was no quote for yellow peas as stock was exhausted.

Spread With Chana:

Spread between Chana and Peas, at Kanpur market remained in negative zone. However, gap has increased from Rs 25 to Rs 250 due to decreased chana price and peas price too. Spread is expected to remain in the negative zone in April too on relative movement in Chana prices. Overall outlook seems steady to slightly weak this week too.



MarketOutlook: Outlook remains steady to slightly firm in the short term.

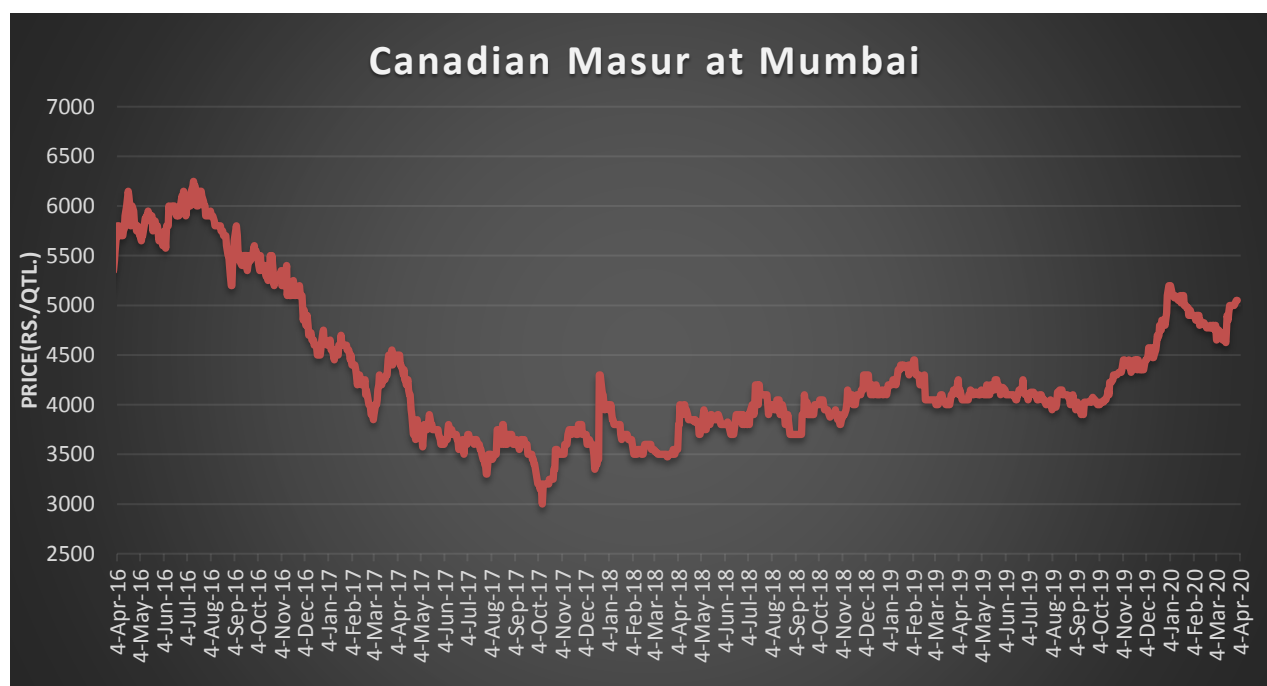
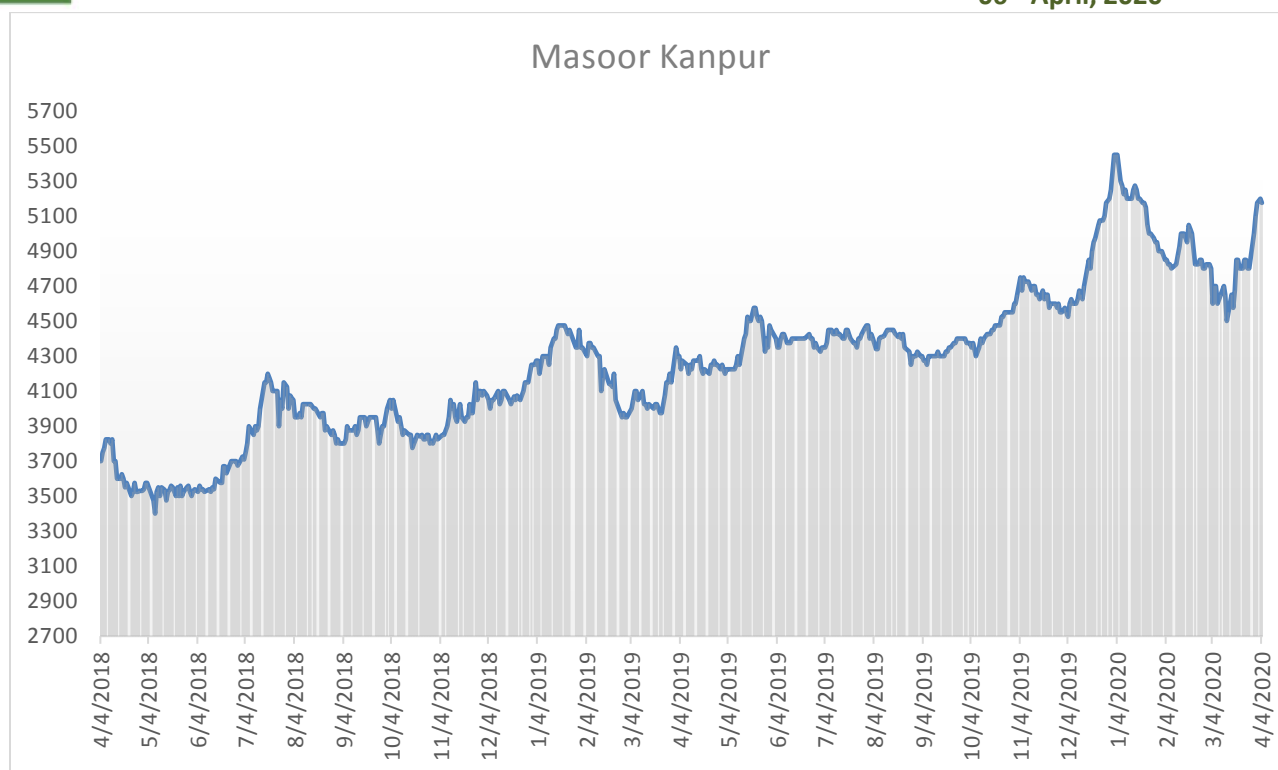
Lentils (Masoor):

Market Recap:

New arrival has started now and govt would procure 1.21 lakhMT on MSP from mid April. Indian farmers have covered 16.5 lakh ha this year. As supply remains disrupted prices are moving up. However a correction is expected now. It was lower by 4.01% from last year. Even late shown crop is now attaining maturity and harvesting is expected to commence in the second week of March. Recent rains in growing regions like Uttar Pradesh, MP, Bihar and West Bengal have benefitted standing crop and crop condition is good so far. However, in some fields of west Bengal. Insects like stem cutters have been seen affecting the crop. Now it has been contained successfully. In other regions crop condition is good to excellent. Yield is expected to be better from last year. Weather condition in the rest of March is very crucial for the final size of the crop. In normal condition production is likely to exceed 13.5 lakh MT in 2019-20, to be marketed in 2020-21. Pressure on price might be seen.

Current Scenario:

In the 1st week of April-2020, average price in key market of Kanpur was up by 6 % to Rs 4700-4750 per qtl. Prices are likely to trade steady to slightly firm in the 1st week of April, due to commencement of procurement. Even govt may start selling stock from central pool. New crop starts hitting the market.



Market Outlook: Prices are likely to stay steady to slightly firm due to good demand prospects. Improved demand from mills and restricted offloading by stockiests too remains supportive to cash market. Nafed may start selling old crop too. Import is likely to continue in limited volume ahead of new crop. Overall tone in masur market remains firm..

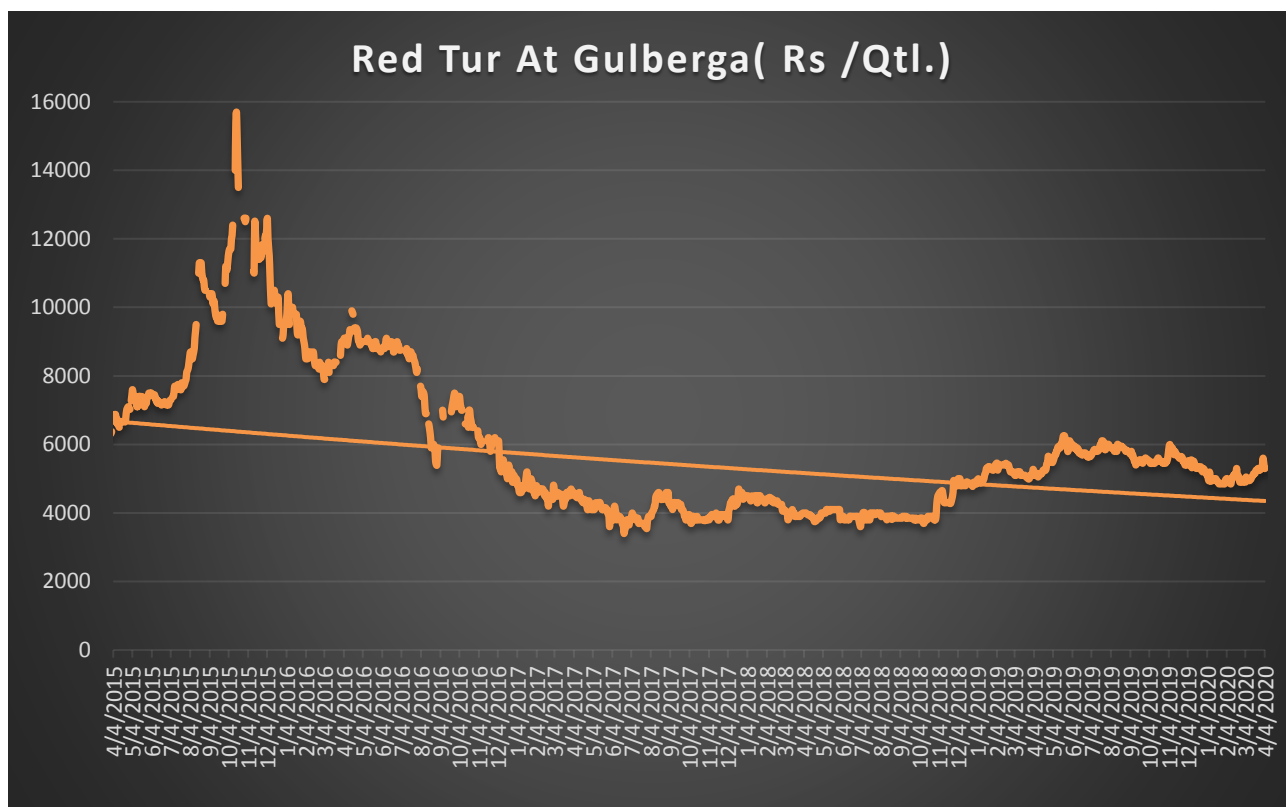
Pigeon Pea (Tur/Toor):

Market Recap:

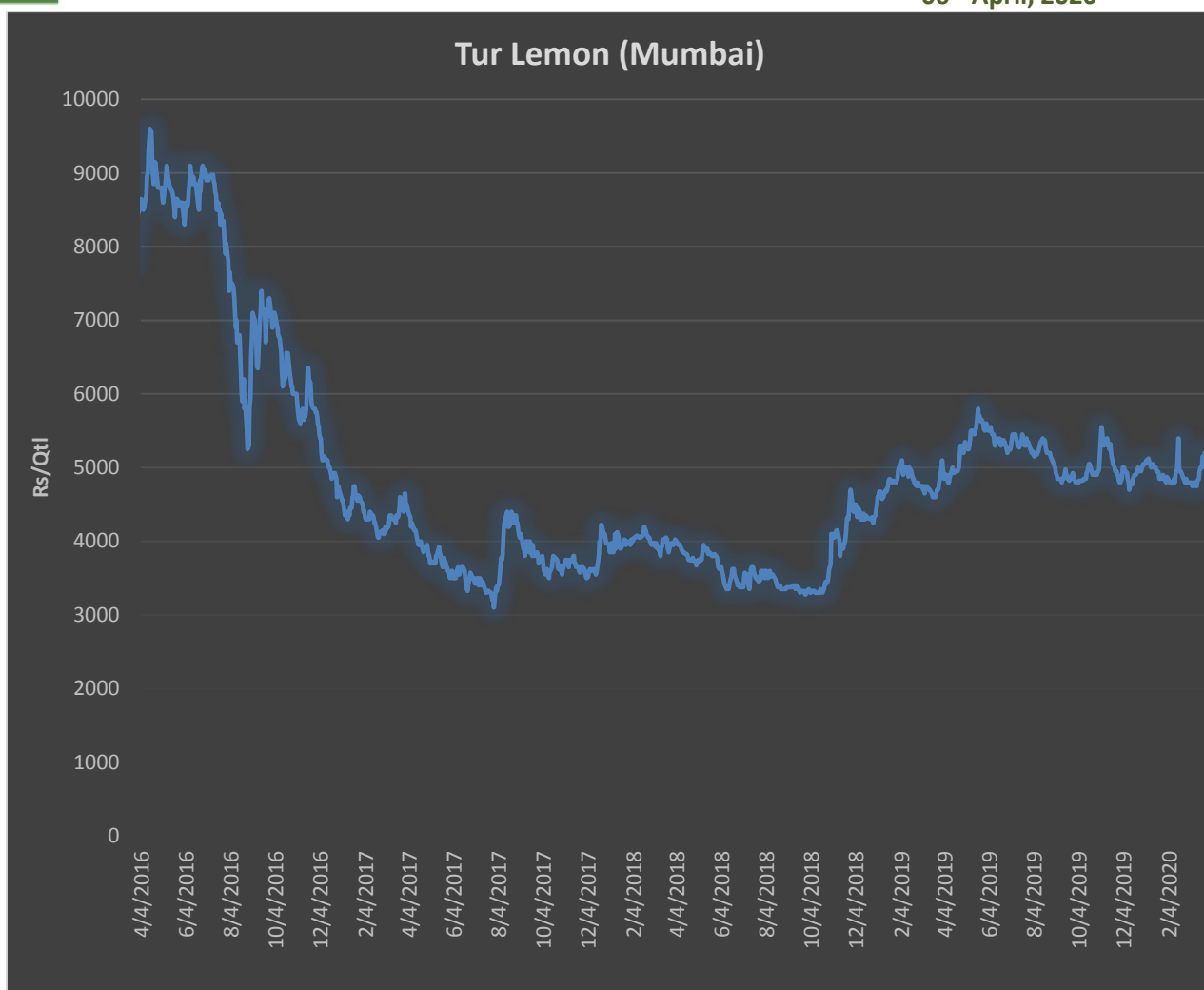
Despite lockdown and limited movement, tur may trade at Rs 5200-5500 in Gulbarga market in coming weeks. Procurement drive is expected now in bulk volume after 15th of April, if lockdown time line is relaxed, it may push market up again. In state like Uttar Pradesh, Rajasthan, Bihar and Gujarat late shown crop condition is very good and recent rains have benefitted more than loss by recent rains for harvested crops in Karnataka and MH. Agriwatch is still strict with 37.19 lakh MT production estimate. If weather remains favourable, production size may improve to 37.5 to 38 lakh MT. Quality of new crop coming into market is good so far.

Current Market Dynamics & Outlook:

Tur procurement target has been fixed at 545573MT. As a nodal agencies Nafed and FCI would procure tur this year, supported by some state agencies too. FCI would procure tur in Karnataka when arrival would start picking up. Actually procurement target has been decreased this year due to lower kharif crop size, so that supply in open market continues. As of now around 3.70 lakh MT has been procured. Crop size may cross 37 lakh MT with prevailing good weather condition. Cash market is expected to trade in the range of Rs 5000-5400 during current March. Steady to slightly firm movement may prevail.



Market Outlook:



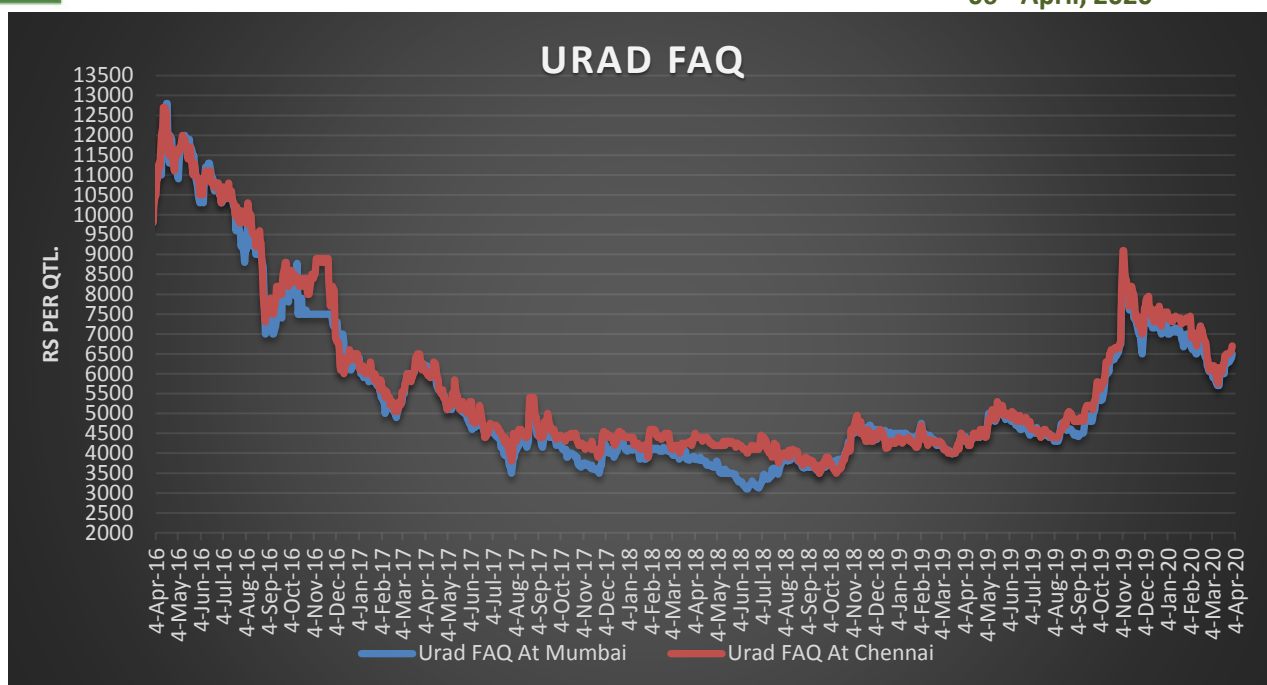
In the 1st week of April-2020, average price in Gulberga market was up by Rs 150 to Rs 5200-5400, due to higher pace of procurement from new crop and private buying. Apart from this weak demand too are supportive to cash market. Tur price is likely to recover as procurement commences in bulk volume. New arrival started increasing now. Moisture level is decreasing with good sunshine in producing region. It may move up by Rs 200 per qtl. from current level to Rs 5500.

Black Matpe (Urad):

Market sources say that urad stock in Myanmar is around 3.5 lakh MT. Out of this old stock is said to be around 50,000 MT. Exporters in Myanmar are unwilling to sell urad at lower price as they are well aware of 4 lakh MT import quota approved by India for MY 2020-21. Vessels are expected by the third week of this month, coming from Myanmar via Singapore. As demand for India is higher than availability in Myanmar, price of urad is unlikely to decrease from current level. Under prevailing condition urad may trade steady to slightly firm.

Current Market Dynamics & Outlook:

Nafed has started intervening into the market with govt.'s consent as it has around 1.75 lakh MT old stock. It too may cap spike in the market. New Rabi crop would be available in March. Area under urad is expected to increase slightly in rabi season. However, it would be unable to compensate the loss seen in kharif season.

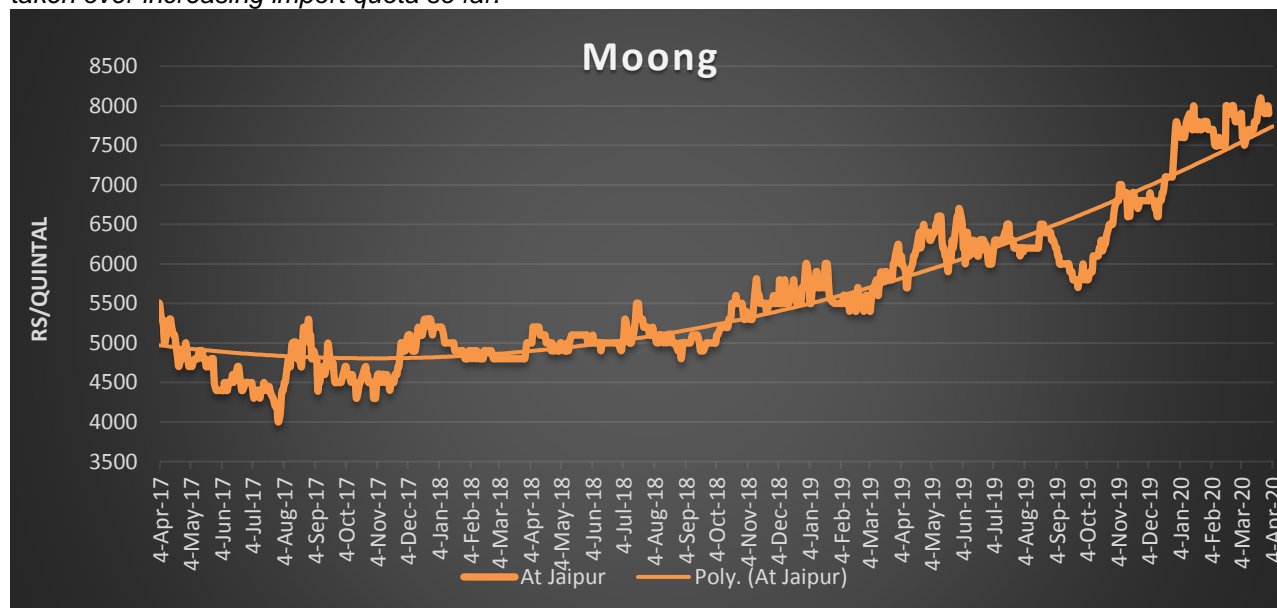


Market Outlook: Urad Prices are likely to show steady to firm momentum.

Green Gram (Moong):

Market Recap:

Moong cash market traded steady to slightly weak amid firm inner tone. Despite shortage of quality moong demand at higher level got affected and stockists are preferring to release stock slowly at higher level. In Jaipur market moong is being traded at Rs 7600-7650 and may decrease by Rs 200 in coming weeks. If prices continue to move up and govt. may interfere in the market. New crop from rabi season is not expected before mid-March. This week some downward pressure might be seen on cash moong market. Nafed and other agencies have procured 139908.41MT moong so far. Procurement is over in all states except Karnataka and Rajasthan. Old stock is around 92916.54 MT. This means total availability with Nafed and other agencies is 232,884.95 MT now. Govt may use this stock to cool down prices in domestic market. No decision has been taken over increasing import quota so far.



Market Outlook: Moong prices are likely to trade steady to slightly firm in the near term.

Impot & Average Monthly CiF:

Pulses Import	Chickpea		Tur		Green Peas		Lentil	
	Quantity/MT	CiF (\$/T)	Quantity/MT	CiF (\$/T)	Quantity/MT	CiF (\$/T)	Quantity/MT	CiF (\$/T)
Apr-19	20150.46	614.17	8057.84	585.92	2728.47	351.98	50968.45	416.82
May-19	28338.26	604.83	5245.7	574.29	8407.68	357.82	32749.37	418.89
Jun-19	22105.65	565.58	11598.9	609.62	7792.69	394.01	51102.96	418.69
Jul-19	36275.21	519.04	29566.5	630.63	16179.8	397.99	78570.91	420.26
Aug-19	33488.04	479.13	47454.12	676.06	8528.94	379.86	92189.73	418.81
Sep-19	28635.44	537.22	56687.75	647.23	475.64	373.7	104577	450.31
Oct-19	33319.98	548.97	141438.07	621.25	149.67	358.95	91835.21	446.93
Nov-19	28265.76	578.88	42195.15	608.17	6384.57	590.92	49685.34	451.19
Dec-19	33907.40	366.91	21161.618	644.37	2996.404	392.97	57170.238	450.32
Jan-20	29191.81	324.42	65432.53	634.88	885.1	405.1	2951.92	300.36
Feb-20								
Mar-20								
Grand Total	293678.01	513.92	428838.18	623.24	54528.96	400.33	611801.13	419.26

Pulses Month	Black Matpe		Moong		Yellow Pea		Kidney Bean	
	Quantity/MT	CiF (\$/T)	Quantity/MT	CiF (\$/T)	Quantity/MT	CiF (\$/T)	Quantity/MT	CiF (\$/T)
Apr-19	431.18	465	513.34	751.56	35714.17	268.31	12881.52	918.81
May-19	1686.04	491.57	743.21	634.79	66284.46	273.12	8638.237	896.05
Jun-19	1582.34	523.16	3497.26	798.28	57214.31	268.76	9005.72	882.54
Jul-19	9099.37	657	11710.49	769.89	46579.47	270.91	11013.61	957.71
Aug-19	58631.61	631.04	17562.83	782.88	54535.91	257.92	10331.41	940.97
Sep-19	40521.56	608.33	21076.08	812.09	60692.86	280.64	5375.24	952.51
Oct-19	44317.83	633.76	12601.73	828.11	61103.25	275.91	10882.04	886.25
Nov-19	43978.87	783.54	1035.66	857.18	74401.71	693.02	9176.25	904.37
Dec-19	18040.296	1071.68	307	848.1	21976.095	303.35	11042.65	952.68
Jan-20	197.57	782.5	66	875	1225.23	308.1	8510	975.1
Feb-20								
Mar-20								
Grand Total	218486.67	664.76	69113.60	795.79	479727.47	320.00	96856.68	926.70

Source-Trades (Export data is awaited)

Rabi Pulses Sowing as on 31.01.2020:

Rabi Pulses Progressive Sowing Area Coverage Till 31.01.2020 (Area in Lakh Ha)					
Crop Name	Normal Area for whole Kharif Season	Area sown reported			
		This Year 2019-20	% of Normal for whole season	Last Year 2018-19	% diff. till date from last year
Gram	93.53	107.21	114.63	96.19	11.45
Lentil	14.19	16.07	113.21	16.91	-4.98
Peas	9.45	9.64	102.06	10.46	-7.77
Kulthi(Horse Gram)	2.04	5.15	252.66	5.43	-5.07

Urad	8.61	7.63	88.62	7.53	1.35
Moong	10.10	6.19	61.31	6.10	1.54
Lathyrus	4.13	3.31	79.99	3.09	6.88
Others	3.94	5.96	151.32	6.07	-1.76
Total Pulses	146.00	161.17	110.39	151.78	6.19

Pulses Wise Technical Outlook For The Week:-

Chana:



Technical Analysis:

Outlook: –We expect prices to move steady to slightly weak in the coming days.

Chart depicts steady to slightly weak movement in March.

RSI is moving down in neutral region.

Expected price band for Chana in Delhi is 3700 to 4100 for this week.

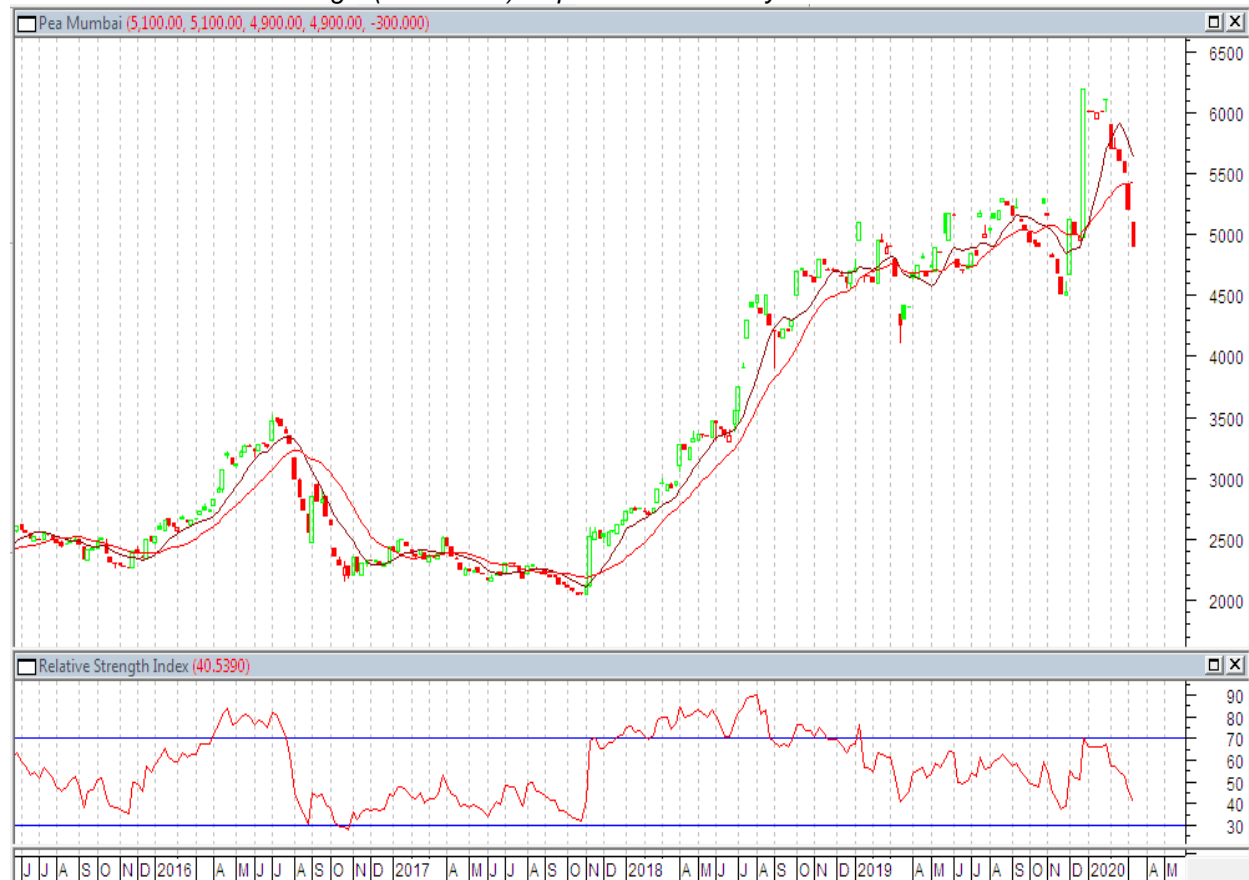
Strategy: Sell on rise

Trade Recommendations: Go short around 3950 with the first target of 3850 and second target 3750 with stop loss at 4050 level.

Delhi Chana Physical:

Support & Resistance				
S1	S1	PCP	R1	R2
3700	3800	3900	4150	4250

Spot Market outlook: Chana prices are likely to show steady to slightly weak movement this week

Peas:
Yellow Peas -Canadian Origin (at Mumbai) - Spot Market Weekly Chart


Outlook –Downward correction may be seen in pea market as chana may move down again and pressurize pea market. If chana trades weak .it may drag down peas price too..

Technical Analysis:

- Candle stick chart denotes weak movement in the market.
- RSI is moving down in neutral region.
- Expected price band for pea is 4700-5000 in this week

Strategy: **Sell on rise**

Trade Recommendations: Go short around 4950 with the first target of 4800 and second target 4700 with stop loss at 5050 level.

Support & Resistance				
S2	S1	PCP	R1	R2
4650	4750	4900	5050	5150

Masoor:
Desi Masoor (at Kanpur) Spot Market Weekly Chart:


Outlook –Steady to slightly weak movement is likely to be noticed in coming week.

Technical analysis:

Chart depicts steady to weak movement in the market.

RSI oscillator is moving weak in neutral region.

Expected price range is 4350-4600

Strategy Sell on rise:

Trade Recommendations: Sell around 4600 with the first target of 4500 and second target 4450 with stop loss at 4800 level.

Support & Resistance				
S2	S1	PCP	R1	R2
4300	4400	4550	4600	4750

Tur:
Tur (at Gulbarga) Spot Market Weekly Chart:



Outlook - We expect prices to show firm movement in the coming week.

Technical analysis:

- Candlestick chart denotes firm movement in the market.
- Oscillator RSI is moving down in neutral region.
- Expected price range is 4750-5300

Strategy: Buy on dip

Trade Recommendations: -Go long around 4900 with the first target of 5050 and second target 5150 with stop loss at 4900 level.

Support & Resistance				
S2	S1	PCP	R1	R2
4800	4900	4950	5300	5450

Urad:
Urad FAQ- Burma Origin (at Mumbai) Spot Market Weekly Chart:

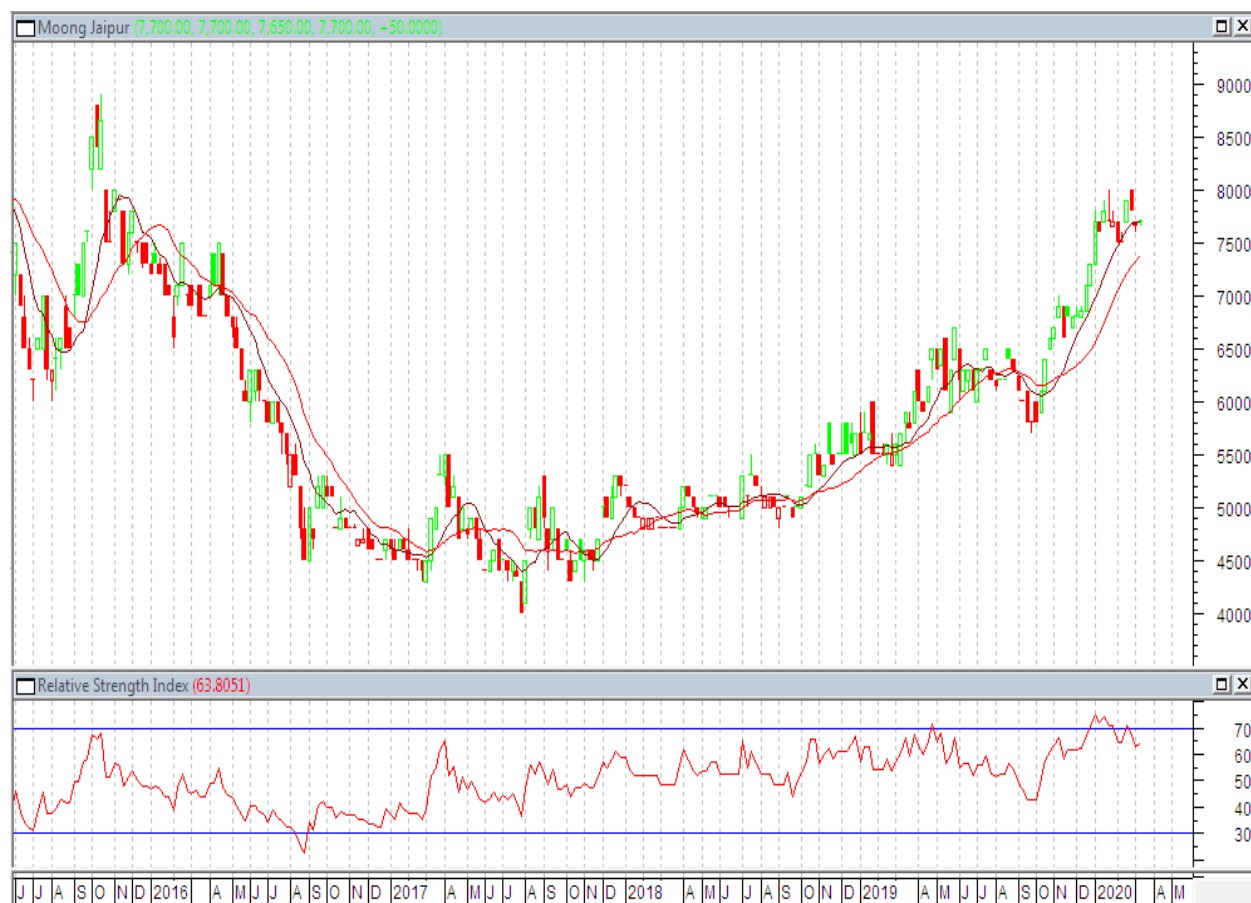
Outlook –We expect steady to slightly weak momentum in the coming week.

Technical Analysis:

- Candlestick chart shows steady to weak movement in the market.
- RSI is moving down in neutral region.
- Expected price range in 5700-6100

Strategy: Sell on rise
Trade Recommendations: Go short near 6050 for a target of 5800 and 5750 keeping stop-loss at 6150

Supports & Resistances				
S2	S1	PCP	R1	R2
5700	5800	5950	6150	6350

Moong:
Desi Moong (at Jaipur) Spot Market Weekly Chart


Outlook - We expect prices to notice steady to weak movement in this week.

Technical Analysis:

- Candlestick chart depicts weak movement in the market.
- RSI is steady in the neutral zone.
- Expected price band is 7200-7800 levels.

Strategy: Sell on dip.

Trade Recommendations: Go short near 7800 with target of 7600 and 7500 keeping stop loss of 7900 level.

Support & Resistance				
S2	S1	PCP	R1	R2
7400	7500	7700	7800	8000

Indian Pulses MSP

MSP (Rs/Quintal)	2010-11	2011-12	2012-13	2013-14	2014-15	2015-16	2016-17	2017-18	2018-19	2019-20
Tur (Arhar)	3000*	3200*	3850	4300	4350	4625**	5050** *	5450*	5675	5800
Moong	3170*	3500*	4400	4500	4600	4850**	5225** *	5575*	6975	7050
Urad	2900*	3300*	4300	4300	4350	4625**	5000** *	5400*	5600	5700
Gram	2100	2800	3000	3100	3175	3425	4000	* 4400*	4620	4875
Lentil (Masur)	2250	2800	2900	2950	3075	3325	3925	** 4250**	4475	4800
* For 2017-18 Tur (Arhar)5250+ 200 Bonus,Moong5375+ 200 bonus &Urad5200 + 200bonus										

*: Additional Bonus of Rs 500 per quintal for market arrivals within the first two months of harvesting

** : Additional Bonus of Rs 200 per quintal, ***:Additional Bonus of Rs 425 per quintal

Pulses Production Snapshot by MOA:

Pulses	Seas on	4th Advance Estimate released on 19.08.2019								2018-19(4th Adv Est)		2019-20 1st Adv Est	
		2010-11	2011-12	2012-13	2013-14	2014-15	2015-16	2016-17	2017-18	2018-19	Targ et	Targ et	1st Adv Est
Tur	Kharif	2.86	2.65	3.02	3.17	2.81	2.56	4.87	4.29	4.5	3.59	4.6	3.54
Gram	Rabi	8.22	7.7	8.83	9.53	7.33	7.06	9.38	11.38	11.5	10.13	11.6	
Urad	Kharif	1.4	1.23	1.43	1.15	1.28	1.25	2.18	2.75	2.8	2.56	2.9	2.43
	Rabi	0.36	0.53	0.47	0.55	0.68	0.7	0.66	0.74	0.8	0.7	0.8	
	Total	1.76	1.76	1.9	1.7	1.96	1.95	2.84	3.49	3.6	3.26	3.7	2.43
Moong	Kharif	1.53	1.24	0.79	0.96	0.87	1	1.64	1.43	1.55	1.84	1.6	1.42
	Rabi	0.27	0.4	0.4	0.65	0.64	0.59	0.52	0.59	0.7	0.51	0.7	
	Total	1.8	1.64	1.19	1.61	1.51	1.59	2.16	2.02	2.25	2.35	2.3	1.42
Lentil	Rabi	0.94	1.06	1.13	1.02	1.04	0.98	1.22	1.62	0	1.56		
Other Pulses	Kharif	1.33	0.93	0.62	0.71	0.77	0.72	0.89	0.83	1	0.61	1	0.83
Other Pulses	Rabi	1.33	1.34	1.6	1.51	1.74	1.5	1.77	1.78	3.1	1.9	3.1	
	Total	2.66	2.27	2.22	2.22	2.51	3.19	3.88	2.61	4.1	2.51	4.1	0.83
Total Pulses	Kharif	7.12	6.05	5.86	5.99	5.73	5.53	9.58	9.3	9.85	8.59	10.1	8.23
Total Pulses	Rabi	10.18	9.97	11.3	12.24	10.39	10.82	13.55	16.11	16.1	14.8	16.2	
All India	Grand Total	17.3	16.02	17.16	18.23	16.12	16.35	23.13	25.41	25.95	23.39	26.3	8.23

Source:Govt of India

International Pulses scenario:
Canada Pulses:

<i>Pulses & Crop year</i>	<i>Area Seeded</i>	<i>Area Harvested</i>	<i>Yield</i>	<i>Production</i>	<i>Imports</i>	<i>Totals supply</i>	<i>Exports</i>	<i>Total domestic use</i>	<i>Carry out stock</i>	<i>Stock to use ratio</i>	<i>Ave price</i>
<i>Year</i>	<i>thousand ha</i>		<i>t/ha</i>	<i>thousand tonnes</i>							<i>\$/t</i>
Dry Pea											
2015-16	1,489	1,470	2.18	3,201	15	3,900	2,647	1,077	176	5	365
2016-17	1,733	1,677	2.88	4,836	32	5,042	3,944	797	300	6	300
2017-18	1,656	1,642	2.5	4,112	12	4,424	3,083	691	650	17	265
2018-19F*	1,463	1,431	2.5	3,581	15	4,246	2,600	901	745	21	240-270
2019-20	1500	1475	2.51	3700	15	4115	2900	865	350	9	255-285
Lentils											
2015-16	1,633	1,630	1.56	2,541	16	2,922	2,145	704	73	3	965
2016-17	2,254	2,221	1.44	3,194	98	3,365	2,455	595	315	10	575
2017-18	1,783	1,774	1.44	2,559	35	2,908	1,537	495	876	43	475
2018-19F*	1,525	1,499	1.4	2,092	20	2,989	1,800	489	700	31	350-380
2019-20	1350	1335	1.5	2000	20	2820	1800	485	535	23	390-420
Dry Beans											
2015-16	124	119	2.2	234	81	342	330	18	2	0	865
2016-17	129	118	2.11	249	91	355	335	19	1	0	885
2017-18	133	131	2.45	322	86	409	351	23	35	9	760
2018-19F*	145	137	2.49	341	80	456	360	26	70	18	815-845
2019-20	145	143	2.14	345	80	515	350	25	140	37	790-820
Chickpeas											
2015-16	50	50	1.8	90	14	229	151	63	15	7	815
2016-17	62	44	1.86	82	27	129	108	20	1	1	1000
2017-18	68	68	1.49	102	48	151	116	34	1	1	950
2018-19F*	179	176	1.77	311	25	337	100	67	170	102	450-480
2019-20	75	74	1.76	130	18	348	100	68	180	107	520-550

Australia Area & Production Estimate:

Australia Area Production Forecast

Winter Crop source: Abares	Area					Production					Area % Ch(18-19)	Production % Ch(18-19)
S-Est.	2015-16	2016-17	2017-18s	2018-19f	2019-20f	2015-16	2016-17	2017-18s	2018-19f	2019-20f	From 2018-19	From 2018-19
F-Forecast	'000 ha	'000 ha	'000 ha	'000 ha	'000 ha	kt	kt	kt	kt	kt	'000 ha	kt
Chickpeas	677	1,069	1,075	303	370	875	2,004	998	282	366	22.11	29.79
Faba beans	220	233	313	178	227	301	484	416	217	326	27.53	50.23
Field peas	238	230	291	179	202	205	415	317	152	249	12.85	63.82
Lentils	225	276	418	303	285	182	680	543	323	384	-5.94	18.89
Lupins	534	515	612	500	483	652	1,031	714	693	678	-3.40	-2.1645
Source: ABARES												

Australia Statewise:

Table : Production, other crops, Australian states, 2016-17 to 2019-20												
Winter crops	New South Wales		Victoria		Queensland		South Australia		Western Australia		Tasmania	
	area	prod.	area	prod.	area	prod.	area	prod.	area	prod.	area	prod.
	'000 ha	kt	'000 ha	kt	'000 ha	kt	'000 ha	kt	'000 ha	kt	'000 ha	kt
Chickpeas												
2019-20f	100	123	20	24	180	198	12	15	8	12	0	0
2018-19 f	22	22	20	20	200	190	25	25	8	12	0	0
2017-18 s	450	407	55	60	575	638	30	35	6	8	0	0
2016-17	480	792	16	28	550	1,150	19	27	4	7	0	0
Five-year average to 2018-19	312	399	31	36	335	476	22	23	5	7	0	0
Field peas												
2019-20f	27	26	55	65	0	0	85	110	35	48	0	0
2018-19 f	39	29	50	35	0	0	70	50	20	38	0	0
2017-18 s	52	52	60	70	0	0	90	125	20	42	0	0
2016-17	50	85	49	100	0	0	100	175	31	55	0	0
Five-year average to 2018-19	53	60	58	62	0	0	99	114	26	39	0	0
Lentils												
2019-20	5	4	110	120	0	0	160	250	10	10	0	0
2018-19 f	7	5	125	105	0	0	160	200	11	13	0	0
2017-18 s	22	29	150	200	0	0	175	250	6	6	0	0
2016-17	5	10	110	200	0	0	160	470	0	0	0	0
Five-year average to 2018-19	3	4	128	137	0	0	147	249	4	4	0	0

Lupins												
2019-20	38	32	40	41	0	0	45	55	360	350	0	0
2018-19 f	50	38	30	20	0	0	40	35	380	600	0	1
2017-18 s	95	46	49	52	0	0	66	82	402	532	0	1
2016-17	51	66	33	60	0	0	70	100	361	805	0	0
Five-year average to 2018-19	69	65	38	38	0	0	61	69	352	555	0	0
fABARES forecast. s ABARES estimate. Note: Zero is used to denote nil or less than 500 tonnes or 500 hectares.												
Sources: ABARES; Australian Bureau of Statistics; Pulse Australia												

Pulses Weekly Price Sheet:

Pulse s	State	Market	Pulses Variety/Origin (Rs in Qtl)	1-Apr-20	26-Mar-20	29-Feb-20	1-Apr-19
Chana	Delhi	Delhi	Chana (Australia)	4700	4700	4300	4500
Chana	Maharashtra	Mumbai	Chana (Australia)	Closed	Closed	4750	4300
Chana	West Bengal	Kolkatta	Chana (Australia)	Closed	Closed	4200	4500
Chana	Maharashtra	Mumbai	Chana (Australia) in \$/t	Closed	Closed	NA	NA
Chana	Maharashtra	Mumbai	Chana (Tanzania) in \$/t	Closed	Closed	NA	NA
Chana	Maharashtra	Mumbai	Kabuli Chana (Russia) in \$/t	Closed	Closed	NA	NA
Chana	Delhi	Delhi	Chana Kantewala/Katawala (M.P. Origin)	4500	4550	4075	4350
Chana	Rajasthan	Ramganj	Chana (Both Desi and Kantewala)	closed	Closed	3800	4050
Chana	Madhya Pradesh	Indore	Chana kantewala/katawala	closed	closed	4100	NA
Chana	Madhya Pradesh	Dewas	Chana Kantewala/Katawala	closed	closed	5600	NA
Chana	Madhya Pradesh	Neemuch	Chana Kantewala/Katawala	Closed	Closed	3750	NA
Chana	Madhya Pradesh	Rajgarh	Chana Kantewala/Katawala	closed	closed	NA	NA
Chana	Maharashtra	Nanded	Chana Kantewala/Katawala	Closed	Closed	4000	4400
Chana	Maharashtra	Barshi	Chana Kantewala/Katawala	3800	Closed	3700	3900
Chana	Maharashtra	Mumbai	Chana (Ethiopia)	Closed	Closed	4000	4200
Chana	Delhi	Delhi	Chana Rajasthan	4625	Closed	4225	4475

Pulse s	State	Market	Pulses Variety/Origin (Rs in Qtl)	1-Apr- 20	26- Mar-20	29- Feb-20	1-Apr- 19
Chan a	Maharashtr a	Mumbai	Chana (Tanzania)	Closed	Closed	4000	NA
Chan a	Maharashtr a	Akola	Chana Annagiri	4500	Closed	4400	4425
Chan a	Maharashtr a	Latur	Chana Annagiri	Closed	Closed	3875	4500
Chan a	Maharashtr a	Nagpur	Chana Annagiri	Closed	Closed	4050	4450
Chan a	Maharashtr a	Nanded	Chana Annagiri	Closed	Closed	4200	4600
Chan a	Maharashtr a	Udgir	Chana Annagiri	Closed	Closed	4050	NA
Chan a	Karnataka	Gulbarga	Chana Annagiri	4450	Closed	3950	4600
Chan a	Delhi	Delhi	Chana Besan	6071	Closed	5214	5357
Chan a	Maharashtr a	Akola	Chana Chapa	4450	Closed	4180	4425
Chan a	Maharashtr a	Nagpur	Chana chapa	Closed	Closed	3900	4350
Chan a	Maharashtr a	Barshi	Chana Chapa	4100	Closed	3750	4100
Chan a	Madhya Pradesh	Gwalior	Chana Desi	closed	closed	4000	NA
Chan a	Madhya Pradesh	Harda	Chana Desi	closed	closed	3700	NA
Chan a	Madhya Pradesh	Ganjbasod a	Chana Desi	closed	closed	3850	NA
Chan a	Madhya Pradesh	Katni	Chana Desi	closed	closed	3900	NA
Chan a	Madhya Pradesh	Pipariya	Chana Desi	closed	closed	3900	NA
Chan a	Madhya Pradesh	Morena	Chana Desi	closed	closed	Closed	NA
Chan a	Madhya Pradesh	Bina	Chana Desi	closed	closed	4000	NA
Chan a	Madhya Pradesh	Dabra	Chana Desi	Closed	Closed	NA	4300
Chan a	Madhya Pradesh	Ashok Nagar	Chana Desi	closed	closed	3900	NA
Chan a	Madhya Pradesh	Bhind	Chana Desi	closed	closed	3900	4000
Chan a	Maharashtr a	Ahmedna gar	Chana Desi	Closed	Closed	3750	NA

Pulse s	State	Market	Pulses Variety/Origin (Rs in Qtl)	1-Apr- 20	26- Mar-20	29- Feb-20	1-Apr- 19
Chan a	Maharashtr a	Barshi	Chana Desi	3800	Closed	3700	4300
Chan a	Maharashtr a	Nagpur	Chana Desi	Closed	Closed	3750	4300
Chan a	Maharashtr a	Hingangha t	Chana Desi	Closed	Closed	3850	4200
Chan a	Rajasthan	Jaipur	Chana Desi	closed	Closed	4150	4350
Chan a	Rajasthan	Srigangan agar	Chana Desi	closed	Closed	3800	3901
Chan a	Rajasthan	Kekri	Chana Desi	closed	Closed	3700	4100
Chan a	Rajasthan	Bundi	Chana Desi	closed	Closed	3886	3920
Chan a	Rajasthan	Ajmer	Chana Desi	closed	Closed	3925	4100
Chan a	Rajasthan	Alwar	Chana Desi	closed	Closed	3900	NA
Chan a	Andhra Pradesh	Vijaywada	Chana Desi	Closed	Closed	4000	NA
Chan a	Andhra Pradesh	Banagana palli	Chana Desi	NA	NA	4000	4300
Chan a	Uttar Pradesh	Jhansi	Chana Desi	Closed	Closed	NA	NA
Chan a	Uttar Pradesh	Kanpur	Chana Desi	4550	Closed	4400	4570
Chan a	Gujarat	Dahod	Chana Desi	Closed	Closed	4050	4100
Chan a	Rajasthan	Bikaner	Chana	closed	Closed	closed	4250
Chan a	Maharashtr a	Jalgoan	Chana	Closed	Closed	3980	4600
Chan a	Maharashtr a	Solapur	Chana	Closed	Closed	4050	4700
Chan a	Maharashtr a	Amaravati	Chana	Closed	Closed	3850	NA
Chan a	Chhattisgar h	Raipur	Chana	Closed	Closed	4175	4400
Chan a	Karnataka	Sedam	Chana	4299	Closed	3850	4350
Chan a	Maharashtr a	Jalna	Chana Gauran	Closed	Closed	3950	4250
Chan a	Maharashtr a	Latur	Chana Gauran	Closed	Closed	3775	4300

Pulse s	State	Market	Pulses Variety/Origin (Rs in Qtl)	1-Apr- 20	26- Mar-20	29- Feb-20	1-Apr- 19
Chan a	Madhya Pradesh	Ujjain	Chana Dollar	closed	closed	5600	NA
Chan a	Maharashtr a	Jalna	Chana Pila	Closed	Closed	4050	4400
Chan a	Maharashtr a	Latur	Chana G 12/Vijay	Closed	Closed	4000	4450
Chan a	Maharashtr a	Udgir	Chana Vijay	Closed	Closed	3950	NA
Chan a	Madhya Pradesh	Indore	Kabuli Chana 58-60 Export Quality	closed	closed	5600	NA
Chan a	Madhya Pradesh	Indore	Kabuli Chana 44-46 Mill Quality	closed	closed	6200	NA
Chan a	Maharashtr a	Mumbai	Kabuli Chana (Russia)	Closed	Closed	3925	4125
Chan a	Madhya Pradesh	Indore	Raw Kabuli Chana Quality	closed	closed	5600	NA
Chan a	Madhya Pradesh	Dabra	Kabuli Chana	Closed	Closed	NA	NA
Chan a	Maharashtr a	Latur	Chana Mixed (Mill)	Closed	Closed	3775	4300
Chan a	Maharashtr a	Akola	Chana Mixed	4400	Closed	4125	4200
Chan a	Maharashtr a	Ahmedna gar	Chana Vishal	Closed	Closed	3950	NA
Chan a	Karnataka	Gulbarga	Chana Dall (Branded)	5850	Closed	5100	5700
Chan a	Madhya Pradesh	Indore	Chana Dall (Average Quality)	closed	closed	5100	NA
Chan a	Delhi	Delhi	Chana Dall	5900	Closed	4800	5100
Chan a	Maharashtr a	Jalgaon	Chana Dall	Closed	Closed	5200	5800
Chan a	Maharashtr a	Latur	Chana Dall	Closed	Closed	4900	5600
Chan a	Madhya Pradesh	Gwalior	Chana Dall	closed	closed	4800	NA
Chan a	Rajasthan	Bikaner	Chana Dall	closed	Closed	closed	5100
Chan a	Maharashtr a	Nagpur	Chana Dall	Closed	Closed	NA	NA
Chan a	Madhya Pradesh	Dabra	Chana Dall	Closed	Closed	NA	NA
Chan a	Karnataka	Gulbarga	Chana Dall	5800	Closed	5000	5300

Pulse s	State	Market	Pulses Variety/Origin (Rs in Qtl)	1-Apr- 20	26- Mar-20	29- Feb-20	1-Apr- 19
Chana	Madhya Pradesh	Pipariya	Chana Dall	closed	closed	5600	NA
Chana	Uttar Pradesh	Kanpur	Chana Dall	5200	Closed	5050	5200
Chana	Jharkhand	Jamshedpur	Chana Dall	Closed	Closed	4800	5200
Chana	Maharashtra	Akola	Chana Dall	5500	Closed	5500	5400
Chana	Maharashtra	Barshi	Chana Dall	6200	Closed	6200	6700
Chana	Madhya Pradesh	Bhind	Chana Dall	closed	closed	4800	5200
Masur	Uttar Pradesh	Kanpur	Masur (Bareilly)	5200	Closed	4800	4450
Masur	Uttar Pradesh	Kanpur	Masur Mill Quality Kanpur	5175	Closed	4825	4350
Masur	Madhya Pradesh	Gwalior	Masur	closed	closed	4500	NA
Masur	Madhya Pradesh	Vidisha	Masur	Closed	Closed	4350	NA
Masur	Madhya Pradesh	Ganj Basoda	Masur	closed	closed	4500	NA
Masur	Madhya Pradesh	Katni	Masur	closed	closed	4550	NA
Masur	Uttar Pradesh	Jhansi	Masur	Closed	Closed	NA	NA
Masur	Bihar	Patna	Masur	Closed	Closed	5100	4400
Masur	Chhattisgarh	Raipur	Masur	Closed	Closed	4750	4300
Masur	Madhya Pradesh	Ashok Nagar	Masur Desi	closed	closed	4400	NA
Masur	Madhya Pradesh	Pipariya	Masur Desi	closed	closed	4200	NA
Masur	Madhya Pradesh	Neemuch	Masur Desi	Closed	Closed	4160	NA
Masur	Madhya Pradesh	Indore	Masur Medium (barik)	closed	closed	4475	NA
Masur	Madhya Pradesh	Dabra	Masur Medium	Closed	Closed	NA	NA
Masur	Madhya Pradesh	Rajgarh	Masur Medium	closed	closed	NA	NA
Masur	Jharkhand	Jamshedpur	Masur Dall Malka	Closed	Closed	5350	5150

Pulse s	State	Market	Pulses Variety/Origin (Rs in Qtl)	1-Apr- 20	26- Mar-20	29- Feb-20	1-Apr- 19
Masur	Madhya Pradesh	Gwalior	Masur Dall Malka	closed	closed	5150	NA
Masur	Madhya Pradesh	Indore	Masur Dall (Medium)	closed	closed	5650	NA
Masur	Delhi	Delhi	Masur Dall Choti	7200	Closed	6500	5400
Masur	Delhi	Delhi	Masur Badi /Malka dal	6400	Closed	5450	4975
Masur	Delhi	Delhi	Masur Canadian	5300	Closed	4750	4075
Masur	West Bengal	Kolkatta	Masur (Canada)	Closed	Closed	4800	#N/A
Masur	Tamil Nadu	Chennai	Yellow Lentil (Canada Laird No.1)	10800	Closed	8600	8900
Masur	Tamil Nadu	Chennai	Yellow Lentil (Canada Laird No.2)	10600	Closed	8400	8725
Masur	Tamil Nadu	Chennai	Yellow Lentil (Canada Laird No.3)	10400	Closed	8100	8650
Masur	Madhya Pradesh	Indore	Masur Mota Masra	closed	closed	4525	NA
Masur	Madhya Pradesh	Indore	Masur Chota (FAQ)	closed	closed	4500	NA
Masur	Maharashtra	Mumbai	Masur (Canada)(Container)	Closed	Closed	4800	4150
Masur	Maharashtra	Mumbai	Masur Vessel	Closed	Closed	4700	4050
Masur	Delhi	Delhi	Masur (Kotaline)	5350	Closed	4800	4400
Masur	Delhi	Delhi	Masur (Sikri Line)	6200	Closed	5250	4950
Masur	Delhi	Delhi	Masur Chanti-Export Quality	7800	Closed	7200	6100
Masur	Madhya Pradesh	Bina	Masur Kali	closed	closed	4725	NA
Moong	Maharashtra	Mumbai	Moong Annaseva (Burma) in \$/t	Closed	Closed	NA	NA
Moong	Maharashtra	Mumbai	Moong Pedishewa/Pedisheva/(Burma) in \$/t	Closed	Closed	NA	NA
Moong	Maharashtra	Mumbai	Moong Pokako/Pakaku (Burma) in \$/t	Closed	Closed	NA	NA
Moong	Maharashtra	Mumbai	Moong (Tanzania)	Closed	Closed	6700	5500
Moong	Delhi	Delhi	Moong (Kanpur-U.P.)	Closed	Closed	NA	NA

Pulse s	State	Market	Pulses Variety/Origin (Rs in Qtl)	1-Apr- 20	26- Mar-20	29- Feb-20	1-Apr- 19
Moong	Delhi	Delhi	Moong Desi (Merta City-Raj)	Closed	Closed	7800	5600
Moong	Delhi	Delhi	Moong (Mertacity Polish-Raj)	Closed	Closed	8400	6000
Moong	Karnataka	Gulbarga	Moong FAQ	NA	Closed	NA	5012
Moong	Uttar Pradesh	Kanpur	Moong (UP line)	9100	Closed	8000	6000
Moong	Maharashtra	Akola	Moong	NA	Closed	7200	5600
Moong	Maharashtra	Barshi	Moong	8000	Closed	7600	5500
Moong	Maharashtra	Ahmednagar	Moong	Closed	Closed	8000	NA
Moong	Madhya Pradesh	Harda	Moong	closed	closed	7800	NA
Moong	Rajasthan	Kekri	Moong	closed	Closed	7400	5300
Moong	Maharashtra	Latur	Moong	Closed	Closed	NA	5400
Moong	Madhya Pradesh	Dabra	Moong	Closed	Closed	NA	NA
Moong	Rajasthan	Sriganganagar	Moong	Closed	Closed	7500	5300
Moong	Andhra Pradesh	Vijaywada	Moong	Closed	Closed	7200	NA
Moong	Rajasthan	Ajmer	Moong Desi	closed	Closed	7400	5500
Moong	Uttar Pradesh	Hathras	Moong Desi	Closed	Closed	NA	NA
Moong	Madhya Pradesh	Pipariya	Moong Desi	closed	closed	7600	NA
Moong	Maharashtra	Udgir	Moong Desi	Closed	Closed	7300	NA
Moong	Gujarat	Dahod	Moong (Chamki)	Closed	Closed	6400	4000
Moong	Karnataka	Gulbarga	Moong (Chamki)	NA	Closed	7500	5500
Moong	Madhya Pradesh	Indore	Moong (Chamki)	closed	closed	7500	NA
Moong	Maharashtra	Jalgoan	Moong (Chamki)	Closed	Closed	8200	6000
Moong	Maharashtra	Jalna	Moong (Chamki)	Closed	Closed	7400	5700

Pulse s	State	Market	Pulses Variety/Origin (Rs in Qtl)	1-Apr- 20	26- Mar-20	29- Feb-20	1-Apr- 19
Moong	Rajasthan	Jaipur	Moong (Chamki)	closed	Closed	7800	6300
Moong	Rajasthan	Merta	Moong Chilka	closed	Closed	7900	NA
Moong	Rajasthan	Merta	Moong Mogar	closed	Closed	7700	NA
Moong	Rajasthan	Merta	Moong Polish	closed	Closed	7900	NA
Moong	Karnataka	Yadgir	Moong Polish	NA	Closed	NA	NA
Moong	Karnataka	Gulbarga	Moong Dall Mogar (Colourful Branded)	12300	Closed	9800	7500
Moong	Rajasthan	Bikaner	Moong Dall Split (Average)	closed	Closed	closed	7000
Moong	Delhi	Delhi	Moong (Chilka Dal-Raj)	Closed	Closed	9200	7400
Moong	Delhi	Delhi	Moong Mogar Dall	Closed	Closed	10200	7400
Moong	Maharashtra	Akola	Moong Dall Mogar (bold)	NA	Closed	8800	7500
Moong	Madhya Pradesh	Indore	Moong Dall Mogar	closed	closed	9900	NA
Moong	Jharkhand	Jamshedpur	Moong Dall Mogar	Closed	Closed	5200	5000
Moong	Jharkhand	Jamshedpur	Moong Dal Mogar (Sortex)	Closed	Closed	9200	7300
Moong	Maharashtra	Mumbai	Moong Kenya	Closed	Closed	NA	5700
Moong	Maharashtra	Mumbai	Moong Pokako/Pakkaku	Closed	Closed	NA	5400
Moong	Maharashtra	Jalna	Moong Gauran	Closed	Closed	6800	4900
Moong	Karnataka	Sedam	Moong Green	NA	Closed	NA	NA
Moong	West Bengal	Kolkatta	Moong Pedishewa/Pedisheva	Closed	Closed	NA	#N/A
Moth	Rajasthan	Jaipur	Moth	closed	Closed	5700	4800
Moth	Rajasthan	Nokha	Moth	Closed	Closed	5800	5000
Moth	Rajasthan	Bhilwara	Moth	Closed	Closed	NA	4650
Pea	Maharashtra	Mumbai	Peas White/Yellow (America)	Closed	Closed	NA	4650

Pulse s	State	Market	Pulses Variety/Origin (Rs in Qtl)	1-Apr- 20	26- Mar-20	29- Feb-20	1-Apr- 19
Pea	Maharashtra	Mumbai	Peas Green (America)	Closed	Closed	11900	7200
Pea	Uttar Pradesh	Kanpur	Peas White (Canada)	NA	Closed	5300	NA
Pea	Maharashtra	Mumbai	Peas White/Yellow (Canada)	Closed	Closed	NA	4650
Pea	West Bengal	Kolkatta	Peas Yellow/White (Canada)	Closed	Closed	5800	#N/A
Pea	Maharashtra	Mumbai	Peas Green (Canada)	Closed	Closed	11900	7200
Pea	West Bengal	Kolkatta	Peas Green (Canada)	Closed	Closed	NA	#N/A
Pea	West Bengal	Kolkatta	Peas Yellow/White (Russia)	Closed	Closed	5700	#N/A
Pea	Maharashtra	Mumbai	Peas Yellow (Russia)	Closed	Closed	NA	NA
Pea	Uttar Pradesh	Kanpur	Peas Desi	4775	Closed	5400	4525
Pea	Madhya Pradesh	Gwalior	Peas White	closed	closed	NA	NA
Pea	Madhya Pradesh	Harpalpur	Peas White	closed	closed	NA	4250
Pea	Uttar Pradesh	Jhansi	Peas White	Closed	Closed	NA	NA
Pea	Madhya Pradesh	Dabra	Peas White	Closed	Closed	NA	NA
Pea	Delhi	Delhi	Peas Green	12200	Closed	10300	7400
Pea	Madhya Pradesh	Dabra	Peas Green	Closed	Closed	NA	4000
Pea	Delhi	Delhi	Peas Yellow	6600	Closed	6300	5150
Pea	Jharkhand	Jamshedpur	Peas Dall	Closed	Closed	NA	5350
Pea	Madhya Pradesh	Gwalior	Peas White Dall	closed	closed	NA	NA
Tur	Maharashtra	Mumbai	Tur Lemon (Burma) in \$/t	Closed	Closed	NA	690
Tur	Tamil Nadu	Chennai	Tur Lemon (Burma) in \$/t	NA	NA	NA	NA
Tur	Uttar Pradesh	Kanpur	Tur (MP)	5400	Closed	5050	5200
Tur	Uttar Pradesh	Kanpur	Tur (UP Line)	5500	Closed	5050	5300
Tur	Maharashtra	Nagpur	Tur (Mah.)	Closed	Closed	5000	5500
Tur	Madhya Pradesh	Indore	Tur Mah. Origin	closed	closed	5025	NA
Tur	Maharashtra	Jalna	Tur BDM	Closed	Closed	5100	5500

Pulse s	State	Market	Pulses Variety/Origin (Rs in Qtl)	1-Apr- 20	26- Mar-20	29- Feb-20	1-Apr- 19
Tur	Maharashtra	Hinganghat	Tur	Closed	Closed	5510	5525
Tur	Maharashtra	Solapur	Tur	Closed	Closed	5150	5525
Tur	Madhya Pradesh	Katni	Tur	closed	closed	4500	NA
Tur	Madhya Pradesh	Bhind	Tur	closed	closed	4800	4600
Tur	Madhya Pradesh	Dabra	Tur	Closed	Closed	NA	NA
Tur	Chhattisgarh	Raipur	Tur	Closed	Closed	5300	5800
Tur	Telangana	Warangal	Tur Desi	NA	NA	4659	4759
Tur	Andhra Pradesh	Dhone	Tur Desi	NA	NA	NA	3800
Tur	Madhya Pradesh	Morena	Tur Desi	closed	closed	Closed	4725
Tur	Madhya Pradesh	Pipariya	Tur Desi	closed	closed	5200	NA
Tur	Karnataka	Gulbarga	Tur Red FAQ	5400	Closed	5000	5270
Tur	Uttar Pradesh	Hathras	Tur Red Desi	Closed	Closed	NA	NA
Tur	Maharashtra	Jalna	Tur Red (Variety-Maruti)	Closed	Closed	4700	5000
Tur	Karnataka	Sedam	Tur Red	5450	Closed	5000	5150
Tur	Karnataka	Yadgir	Tur Red	5542	Closed	NA	NA
Tur	Maharashtra	Latur	Tur Red	Closed	Closed	5050	5550
Tur	Maharashtra	Udgir	Tur Red	Closed	Closed	5200	NA
Tur	Maharashtra	Akola	Tur Red	5750	Closed	5150	5400
Tur	Maharashtra	Amaravati	Tur Red	Closed	Closed	5150	NA
Tur	Maharashtra	Ahmednagar	Tur Red	Closed	Closed	4800	NA
Tur	Maharashtra	Barshi	Tur Red	5000	Closed	4700	5000
Tur	Gujarat	Dahod	Tur Red	Closed	Closed	4650	4500
Tur	Karnataka	Yadgir	Tur White	NA	Closed	NA	NA
Tur	Gujarat	Dahod	Tur White	Closed	Closed	4900	5100
Tur	Maharashtra	Ahmednagar	Tur White	Closed	Closed	4900	NA

Pulse s	State	Market	Pulses Variety/Origin (Rs in Qtl)	1-Apr- 20	26- Mar-20	29- Feb-20	1-Apr- 19
Tur	Maharashtra	Barshi	Tur White	5200	Closed	5000	5200
Tur	Maharashtra	Jalgoan	Tur White Desi	Closed	Closed	5250	5700
Tur	Maharashtra	Ahmednagar	Tur Black	Closed	Closed	4700	NA
Tur	Maharashtra	Jalna	Tur Black	Closed	Closed	4450	4700
Tur	Maharashtra	Barshi	Tur Black	4400	Closed	4300	4500
Tur	Maharashtra	Latur	Tur White	Closed	Closed	NA	NA
Tur	Maharashtra	Jalna	Tur White	Closed	Closed	5000	5300
Tur	Andhra Pradesh	Vijaywada	Tur Lemon	Closed	Closed	4800	NA
Tur	Tamil Nadu	Chennai	Tur Lemon	Closed	Closed	5100	5100
Tur	West Bengal	Kolkatta	Tur Lemon (Burma)	Closed	Closed	NA	#N/A
Tur	Delhi	Delhi	Tur Lemon (Burma)	5650	Closed	5050	5325
Tur	Maharashtra	Mumbai	Tur Lemon (Burma)	Closed	Closed	4800	5100
Tur	Jharkhand	Jamshedpur	Tur Dall	Closed	Closed	7500	7500
Tur	Maharashtra	Jalgoan	Tur Dall	Closed	Closed	7800	8200
Tur	Madhya Pradesh	Bhind	Tur Dall	NA	closed	8500	7000
Tur	Madhya Pradesh	Pipariya	Tur Dall (Non-Sortex)	closed	closed	8200	NA
Tur	Maharashtra	Akola	Tur Dall Sava no.	7000	Closed	7100	7300
Tur	Maharashtra	Barshi	Tur Dall Sava no.	7600	Closed	7100	6600
Tur	Karnataka	Gulbarga	Tur Sava No. Dall	7700	Closed	6600	7000
Tur	Maharashtra	Akola	Tur Dall Phatka	7900	Closed	7750	7800
Tur	Maharashtra	Barshi	Tur Dall Phatka	8700	Closed	8100	7400
Tur	Maharashtra	Latur	Tur Dall Phatka	Closed	Closed	7800	8050
Tur	Madhya Pradesh	Indore	Tur Dall Phatka (General)	closed	closed	7700	NA
Tur	Karnataka	Gulbarga	Tur Dall Pathka (Sortex)	9950	Closed	8250	8300
Tur	Karnataka	Gulbarga	Tur Dall Phatka (Non Sortex)	9400	Closed	7650	7800

Pulse s	State	Market	Pulses Variety/Origin (Rs in Qtl)	1-Apr- 20	26- Mar-20	29- Feb-20	1-Apr- 19
Tur	Maharashtra	Latur	Tur Sava Dall	Closed	Closed	7100	7200
Urad	Maharashtra	Mumbai	Urad FAQ (Burma) in \$/t	Closed	Closed	NA	540
Urad	Tamil Nadu	Chennai	Urad FAQ (Burma) in \$/t	NA	NA	NA	NA
Urad	Tamil Nadu	Chennai	Urad SQ (Burma) in \$/t	NA	NA	NA	NA
Urad	Maharashtra	Mumbai	Urad SQ (Burma) in \$/t	Closed	Closed	NA	645
Urad	West Bengal	Kolkatta	Urad FAQ (Burma)	Closed	Closed	6800	#N/A
Urad	Maharashtra	Mumbai	Urad FAQ (Burma)	Closed	Closed	6150	4500
Urad	Madhya Pradesh	Indore	Urad (Mah. origin)	closed	closed	7200	NA
Urad	Madhya Pradesh	Indore	Urad	closed	closed	7200	NA
Urad	Madhya Pradesh	Harpalpur	Urad	closed	closed	NA	NA
Urad	Madhya Pradesh	Ganjbasoda	Urad	closed	closed	5500	NA
Urad	Rajasthan	Jaipur	Urad	closed	Closed	7600	4600
Urad	Rajasthan	Kekri	Urad	closed	Closed	5700	4500
Urad	Rajasthan	Bundi	Urad	closed	Closed	5100	3800
Urad	Maharashtra	Ahmednagar	Urad	Closed	Closed	7100	NA
Urad	Maharashtra	Barshi	Urad	7000	Closed	6500	5200
Urad	Maharashtra	Jalna	Urad	Closed	Closed	6500	4000
Urad	Maharashtra	Latur	Urad	Closed	Closed	NA	5000
Urad	Uttar Pradesh	Jhansi	Urad	Closed	Closed	NA	NA
Urad	Karnataka	Sedam	Urad	NA	Closed	NA	NA
Urad	Gujarat	Dahod	Urad	Closed	Closed	5800	4700
Urad	Madhya Pradesh	Ashok Nagar	Urad Desi	closed	closed	5500	NA
Urad	Madhya Pradesh	Neemuch	Urad Desi	Closed	Closed	6200	NA
Urad	Madhya Pradesh	Pipariya	Urad Desi	closed	closed	NA	NA
Urad	Rajasthan	Ramganj	Urad Desi	closed	Closed	6300	4400
Urad	Rajasthan	Bhilwara	Urad Desi	Closed	Closed	NA	NA

Pulses	State	Market	Pulses Variety/Origin (Rs in Qtl)	1-Apr-20	26-Mar-20	29-Feb-20	1-Apr-19
Urad	Maharashtra	Jalgoan	Urad Desi	Closed	Closed	6400	4500
Urad	Maharashtra	Udgir	Urad Desi	Closed	Closed	6800	NA
Urad	Maharashtra	Akola	Urad Desi	NA	Closed	6200	4500
Urad	Uttar Pradesh	Kanpur	Urad Desi	NA	Closed	7700	4500
Urad	Telangana	Adilabad	Urad Desi	NA	NA	NA	NA
Urad	Telangana	Warangal	Urad Desi	NA	NA	5529	3950
Urad	Delhi	Delhi	Urad Desi	7000	Closed	6200	4600
Urad	Karnataka	Gulbarga	Urad FAQ	NA	Closed	6000	4500
Urad	Delhi	Delhi	Urad FAQ	7100	Closed	6400	NA
Urad	Tamil Nadu	Chennai	Urad FAQ (Chota Dana)	Closed	Closed	6200	4500
Urad	Delhi	Delhi	Urad SQ	7450	Closed	7900	5600
Urad	Tamil Nadu	Chennai	Urad SQ	Closed	Closed	6700	5450
Urad	Andhra Pradesh	Vijaywada	Urad (Polish)	Closed	Closed	7100	NA
Urad	Andhra Pradesh	Guntur	Urad (Polish)	8000	Closed	6950	5550
Urad	Andhra Pradesh	Guntur	Urad (Unpolish)	7600	Closed	6500	5100
Urad	Andhra Pradesh	Vijaywada	Urad Sada(Bada)	Closed	Closed	6900	NA
Urad	Andhra Pradesh	Guntur	Urad Gota Branded	10500	Closed	11000	7600
Urad	Madhya Pradesh	Dabra	Urad Kali	Closed	Closed	NA	NA
Urad	Madhya Pradesh	Dabra	Urad Lal	Closed	Closed	NA	NA
Urad	Madhya Pradesh	Dabra	Urad Rangoli	Closed	Closed	NA	NA
Urad	Madhya Pradesh	Bina	Urad (Black and Brown)	closed	closed	NA	NA
Urad	Madhya Pradesh	Indore	Urad Dall Mogar (General-Average)	closed	closed	10400	NA
Urad	Rajasthan	Bikaner	Urad Dall Split (Average)	closed	Closed	closed	5500
Urad	Jharkhand	Jamshedpur	Urad Dall Mogar	Closed	Closed	10500	7350
Urad	Karnataka	Gulbarga	Urad Dall Mogar (Local branded)	NA	Closed	11000	7800
Urad	Andhra Pradesh	Guntur	Urad Dall (Branded)	10500	Closed	11000	7600

Pulses	State	Market	Pulses Weekly Arrivals	1-Apr-20	26-Mar-20	29-Feb-20	1-Apr-19
Chana	Delhi	Delhi	Chana Both(MP and Raj. Origin) in Motors/trucks	NA	20	15	40
Chana	Rajasthan	Ramganj	Chana (Both Desi and kantewala) in Qtls.	closed	Closed	400	2000
Chana	Madhya Pradesh	Indore	Chana Kantewala/Katawala in Qtls.	closed	closed	2000	NA
Chana	Madhya Pradesh	Dewas	Chana Kantewala/Katawala in Qtls.	closed	closed	600	NA
Chana	Madhya Pradesh	Neemuch	Chana Kantewala/Katawala in Qtls.	Closed	Closed	350	NA
Chana	Madhya Pradesh	Rajgarh	Chana Kantewala/Katawala in Qtls.	closed	closed	NA	NA
Chana	Madhya Pradesh	Dabra	Kabuli Chana in Qtls.	Closed	Closed	NA	NA
Chana	Madhya Pradesh	Bhind	Chana Desi in Qtls.	closed	closed	25	30
Chana	Madhya Pradesh	Bina	Chana Desi in Qtls.	closed	closed	250	NA
Chana	Madhya Pradesh	Dabra	Chana Desi in Qtls.	Closed	Closed	NA	500
Chana	Madhya Pradesh	Dabra	Chana Dall in Qtls.	Closed	Closed	NA	NA
Chana	Madhya Pradesh	Ganjbasoda	Chana Desi in Qtls.	Closed	closed	600	NA
Chana	Madhya Pradesh	Gwalior	Chana Desi in Qtls.	closed	closed	NA	NA
Chana	Madhya Pradesh	Harda	Chana Desi in Qtls.	closed	closed	50	NA
Chana	Madhya Pradesh	Morena	Chana Desi in Qtls.	closed	closed	Closed	NA
Chana	Madhya Pradesh	Pipariya	Chana Desi in Qtls.	closed	closed	500	NA
Chana	Madhya Pradesh	AsokNagar	Chana Desi in Qtls.	closed	closed	200	NA
Chana	Madhya Pradesh	Katni	Chana Desi in Qtls.	closed	closed	700	NA
Chana	Rajasthan	Bundi	Chana Desi in Qtls.	closed	Closed	59	900
Chana	Rajasthan	Ajmer	Chana Desi in Qtls.	closed	Closed	50	3500
Chana	Rajasthan	Alwar	Chana Desi in Qtls.	closed	Closed	40	NA
Chana	Rajasthan	Kekri	Chana Desi in Qtls.	closed	Closed	200	2000

Pulses	State	Market	Pulses Weekly Arrivals	1-Apr-20	26-Mar-20	29-Feb-20	1-Apr-19
Chana	Rajasthan	Sriganganagar	Chana Desi in Qtls.	closed	Closed	50	40
Chana	Maharashtra	Amaravati	Chana Desi in Qtls.	Closed	Closed	11000	NA
Chana	Maharashtra	Barshi	Chana Desi in Qtls.	3000	Closed	700	2000
Chana	Maharashtra	Jalgoan	Chana Desi in Qtls.	Closed	Closed	400	500
Chana	Uttar Pradesh	Jhansi	Chana Desi in Qtls.	Closed	Closed	NA	NA
Chana	Andhra Pradesh	Vijaywada	Chana Desi in Qtls.	Closed	Closed	700	NA
Chana	Maharashtra	Hinganghat	Chana Desi in Qtls.	Closed	Closed	700	6000
Chana	Madhya Pradesh	Ujjain	Chana in Qtls.	closed	closed	250	NA
Chana	Maharashtra	Amednagar	Chana in Qtls.	Closed	Closed	1000	NA
Chana	Maharashtra	Akola	Chana in Qtls.	100	Closed	500	1200
Chana	Maharashtra	Nagpur	Chana in Qtls.	Closed	Closed	200	8000
Chana	Karnataka	Sedam	Chana in Qtls.	1334	Closed	40	100
Chana	Chhattisgarh	Raipur	Chana in Qtls.	Closed	Closed	600	400
Chana	Maharashtra	Jalna	Chana Gauran in Qtls.	Closed	Closed	500	500
Chana	Maharashtra	Jalna	Chana Pila in Qtls.	Closed	Closed	100	200
Chana	Maharashtra	Latur	Chana Mixed (Mill) in Qtls.	Closed	Closed	15000	10000
Chana	Maharashtra	Nanded	Chana Annagiri in Qtls.	Closed	Closed	3000	8000
Chana	Maharashtra	Solapur	Chana Annagiri in Qtls.	Closed	Closed	1600	500
Chana	Maharashtra	Udgir	Chana Annagiri in Qtls.	Closed	Closed	2000	NA
Chana	Karnataka	Gulbarga	Chana Annagiri in Qtls.	300	Closed	950	700
Masur	Uttar Pradesh	Jhansi	Masur in Qtls.	Closed	Closed	NA	NA
Masur	Bihar	Patna	Masur in Qtls.	Closed	Closed	NA	1500

Pulses	State	Market	Pulses Weekly Arrivals	1-Apr-20	26-Mar-20	29-Feb-20	1-Apr-19
Masur	Chhattisgarh	Raipur	Masur in Qtls.	Closed	Closed	400	500
Masur	Madhya Pradesh	Gwalior	Masur in Qtls.	closed	closed	NA	NA
Masur	Madhya Pradesh	Bina	Masur Kali in Qtls.	closed	closed	75	NA
Masur	Madhya Pradesh	Dabra	Masur Medium in Qtls.	Closed	Closed	NA	NA
Masur	Madhya Pradesh	Rajgarh	Masur Medium in Qtls.	closed	closed	NA	NA
Masur	Madhya Pradesh	Indore	Masur Medium (Barik) in Qtls.	closed	closed	800	NA
Masur	Madhya Pradesh	AsokNagar	Masur Desi in Qtls.	closed	closed	150	NA
Masur	Madhya Pradesh	Pipariya	Masur Desi in Qtls.	closed	closed	25	NA
Masur	Madhya Pradesh	GanjBasoda	Masur Desi in Qtls.	closed	closed	500	NA
Masur	Madhya Pradesh	Vidisha	Masur Desi in Qtls.	Closed	Closed	25	NA
Masur	Madhya Pradesh	Katni	Masur Desi in Qtls.	closed	closed	500	NA
Masur	Madhya Pradesh	Neemuch	Masur Desi in Qtls.	Closed	Closed	50	NA
Masur	Rajasthan	Bhilwara	Masur Desi in Qtls.	closed	Closed	NA	30
Moong	Rajasthan	Ajmer	Moong Desi in Qtls.	Closed	Closed	100	700
Moong	Rajasthan	Merta City	Moong Desi in Qtls.	closed	Closed	700	NA
Moong	Maharashtra	Udgir	Moong Desi in Qtls.	Closed	Closed	150	NA
Moong	Madhya Pradesh	Pipariya	Moong Desi in Qtls.	closed	closed	150	NA
Moong	Uttar Pradesh	Hathras	Moong Desi in Qtls.	Closed	Closed	NA	NA
Moong	Rajasthan	Sriganganagar	Moong in Qtls.	closed	Closed	100	150
Moong	Rajasthan	Kekri	Moong in Qtls.	closed	Closed	300	1000
Moong	Andhra Pradesh	Vijaywada	Moong in Qtls.	Closed	Closed	1000	NA
Moong	Maharashtra	Akola	Moong in Qtls.	NA	Closed	50	300

Pulses	State	Market	Pulses Weekly Arrivals	1-Apr-20	26-Mar-20	29-Feb-20	1-Apr-19
Moong	Maharashtra	Barshi	Moong in Qtls.	25	Closed	70	50
Moong	Maharashtra	Latur	Moong in Qtls.	Closed	Closed	NA	NA
Moong	Madhya Pradesh	Harda	Moong in Qtls.	closed	closed	50	NA
Moong	Maharashtra	Jalgoan	Moong Chamki in Qtls.	Closed	Closed	100	NA
Moong	Maharashtra	Jalna	Moong Chamki in Qtls.	Closed	Closed	50	NA
Moong	Karnataka	Gulbarga	Moong Chamki in Qtls.	NA	Closed	100	400
Moong	Madhya Pradesh	Indore	Moong Chamki in Qtls.	closed	closed	500	NA
Moong	Maharashtra	Amednagar	Moong (Polish) in Qtls.	Closed	Closed	200	NA
Moong	Karnataka	Yadgir	Moong Polish in Qtls.	NA	Closed	NA	NA
Moong	Maharashtra	Jalna	Moong Gauran in Qtls.	Closed	Closed	50	NA
Moong	Karnataka	Sedam	Moong Green in Qtls.	NA	Closed	NA	NA
Moong	Karnataka	Gulbarga	Moong FAQ in Qtls.	NA	Closed	NA	33
Moong	Uttar Pradesh	Kanpur	Moong (UP line) in Qtls.	NA	Closed	NA	NA
Moth	Rajasthan	Nokha	Moth in Qtls.	Closed	Closed	1500	6000
Peas	Madhya Pradesh	Dabra	Peas White in Qtls.	Closed	Closed	NA	NA
Peas	Madhya Pradesh	Harpalpur	Peas White in Qtls.	closed	closed	NA	250
Peas	Uttar Pradesh	Jhansi	Peas White in Qtls.	Closed	Closed	NA	NA
Tur	Karnataka	Sedam	Tur Red in Qtls.	1393	Closed	144	150
Tur	Karnataka	Yadgir	Tur Red in Qtls.	857	Closed	NA	NA
Tur	Uttar Pradesh	Hathras	Tur Red in Qtls.	Closed	Closed	NA	NA
Tur	Maharashtra	Akola	Tur Red in Qtls.	1000	Closed	1500	1000
Tur	Maharashtra	Amaravati	Tur Red in Qtls.	Closed	Closed	10000	NA
Tur	Maharashtra	Latur	Tur Red in Qtls.	Closed	Closed	12000	8000

Pulses	State	Market	Pulses Weekly Arrivals	1-Apr-20	26-Mar-20	29-Feb-20	1-Apr-19
Tur	Maharashtra	Udgir	Tur Red in Qtls.	Closed	Closed	3000	NA
Tur	Karnataka	Yadgir	Tur White in Qtls.	NA	Closed	NA	NA
Tur	Maharashtra	Jalgoan	Tur white in Qtls.	Closed	Closed	200	200
Tur	Maharashtra	Jalna	Tur White in Qtls.	Closed	Closed	1500	200
Tur	Maharashtra	Latur	Tur White in Qtls.	Closed	Closed	NA	NA
Tur	Maharashtra	Jalna	Tur BDM in Qtls.	Closed	Closed	500	200
Tur	Maharashtra	Jalna	Tur Red (Variety-Maruti) in Qtls.	Closed	Closed	300	50
Tur	Madhya Pradesh	Indore	Tur Mah. Origin in Qtls.	closed	closed	500	NA
Tur	Madhya Pradesh	Morena	Tur Desi in Qtls.	closed	closed	Closed	50
Tur	Madhya Pradesh	Pipariya	Tur Desi in Qtls.	closed	closed	1200	NA
Tur	Madhya Pradesh	Katni	Tur Desi in Qtls.	closed	closed	200	NA
Tur	Madhya Pradesh	Bhind	Tur in Qtls.	closed	closed	50	50
Tur	Madhya Pradesh	Dabra	Tur in Qtls.	Closed	Closed	NA	NA
Tur	Maharashtra	Amednagar	Tur in Qtls.	Closed	Closed	2000	NA
Tur	Maharashtra	Barshi	Tur in Qtls.	500	Closed	1500	1000
Tur	Maharashtra	Solapur	Tur in Qtls.	Closed	Closed	5000	1500
Tur	Maharashtra	Hinganghat	Tur in Qtls.	Closed	Closed	2500	3200
Tur	Chhattisgarh	Raipur	Tur in Qtls.	Closed	Closed	400	400
Urad	Madhya Pradesh	AsokNagar	Urad Desi in Qtls.	closed	closed	100	NA
Urad	Madhya Pradesh	Neemuch	Urad Desi in Qtls.	Closed	Closed	200	NA
Urad	Maharashtra	Akola	Urad Desi in Qtls.	NA	Closed	150	300
Urad	Maharashtra	Jalgoan	Urad Desi in Qtls.	Closed	Closed	50	NA
Urad	Maharashtra	Udgir	Urad Desi in Qtls.	Closed	Closed	150	NA

Pulses	State	Market	Pulses Weekly Arrivals	1-Apr-20	26-Mar-20	29-Feb-20	1-Apr-19
Urad	Rajasthan	Bhilwara	Urad Desi in Qtls.	Closed	Closed	NA	NA
Urad	Rajasthan	Ramganj	Urad Desi in Qtls.	closed	Closed	800	500
Urad	Madhya Pradesh	Bina	Urad in Qtls.	closed	closed	NA	NA
Urad	Madhya Pradesh	Ganjbasoda	Urad in Qtls.	closed	closed	300	NA
Urad	Madhya Pradesh	Harpalpur	Urad in Qtls.	closed	closed	NA	NA
Urad	Madhya Pradesh	Pipariya	Urad in Qtls.	closed	closed	NA	NA
Urad	Rajasthan	Bundi	Urad in Qtls.	closed	Closed	30	400
Urad	Rajasthan	Kekri	Urad in Qtls.	Closed	Closed	350	2000
Urad	Maharashtra	Amednagar	Urad in Qtls.	Closed	Closed	400	NA
Urad	Maharashtra	Barshi	Urad in Qtls.	300	Closed	100	300
Urad	Maharashtra	Jalna	Urad in Qtls.	Closed	Closed	50	NA
Urad	Maharashtra	Latur	Urad in Qtls.	Closed	Closed	NA	NA
Urad	Uttar Pradesh	Jhansi	Urad in Qtls.	Closed	Closed	NA	NA
Urad	Karnataka	Sedam	Urad in Qtls.	NA	Closed	NA	NA
Urad	Madhya Pradesh	Dabra	Urad Kali in Qtls.	Closed	Closed	NA	NA
Urad	Madhya Pradesh	Dabra	Urad Lal in Qtls.	Closed	Closed	NA	NA
Urad	Madhya Pradesh	Dabra	Urad Rangoli in Qtls.	Closed	Closed	NA	NA
Urad	Madhya Pradesh	Indore	Urad (Mah. origin) in Qtls.	closed	closed	500	NA
Urad	Karnataka	Gulbarga	Urad FAQ in Qtls.	NA	Closed	50	200
Urad	Andhra Pradesh	Vijaywada	Urad (Polis) in Qtls.	Closed	Closed	3000	NA

Gram Dal Wholesale Prices (Rs./Qtl.)			
Date	1-Apr-20	26-Mar-20	2-Mar-20
Centre	Gram Dal	Gram Dal	Gram Dal
NORTH ZONE			
AGRA	5700	5700	5400

Gram Dal Wholesale Prices (Rs./Qtl.)			
Date	1-Apr-20	26-Mar-20	2-Mar-20
Centre	Gram Dal	Gram Dal	Gram Dal
ALLAHABAD	5500	5500	5500
AMRITSAR	6500	5600	5600
BATHINDA	5800	5800	5800
CHANDIGARH	5300	5300	5300
DEHRADUN	5200	5200	5000
DELHI	5250	5250	5400
DHARAMSHALA	6300	NR	5800
GORAKHPUR	6000	5500	5200
GURGAON	5300	5300	5300
HALDWANI	5200	5200	5400
HARIDWAR	5700	5800	5700
HISAR	6000	6000	5500
JAMMU	NR	NR	5300
JHANSI	6000	6000	6000
KANPUR	5600	5200	5200
KARNAL	6250	NR	5400
LUCKNOW	5940	5880	5930
LUDHIANA	6000	5200	5100
MANDI	6400	6400	6500
MEERUT	6080	6100	6135
PANCHKULA	6500	5300	5300
RUDRAPUR	5300	5300	5500
SHIMLA	6600	NR	6600
SOLAN	6000	5800	5800
SRINAGAR	NR	NR	NR
VARANASI	6000	6500	5780
WEST ZONE			
AHMEDABAD	5800	5800	6200
AMBIKAPUR	8100	7200	7200
BHOPAL	5800	5800	5800
BHUJ	5600	5600	5600
BILASPUR	5600	5600	5600
DURG	5300	5300	5100
GWALIOR	5200	5200	5200
INDORE	6200	6000	6000

Gram Dal Wholesale Prices (Rs./Qtl.)			
Date	1-Apr-20	26-Mar-20	2-Mar-20
Centre	Gram Dal	Gram Dal	Gram Dal
JABALPUR	6160	6160	6180
JAGDALPUR	5400	5400	5400
JAIPUR	NR	NR	5100
JODHPUR	NR	NR	NR
KOTA	NR	6000	6000
MUMBAI	6700	NR	5400
NAGPUR	4933	4933	5100
NASHIK	6900	6900	6800
PANAJI	6600	NR	NR
PUNE	5500	5300	5400
RAIPUR	5500	5500	5500
RAJKOT	5400	5400	5400
REWA	5500	5300	5300
SAGAR	6300	6300	6300
SURAT	5600	5600	6200
UDAIPUR	NR	NR	5500
EAST ZONE			
BALASORE	5800	5600	5400
BERHAMPUR	NR	NR	5500
BHAGALPUR	5500	NR	5000
BHUBANESHWAR	6400	5800	5400
CUTTACK	6200	NR	5500
DARBHANGA	5200	NR	4800
GAYA	6600	6600	5800
JEYPORE	6000	6000	5400
KHARAGPUR	10800	10800	7300
KOLKATA	5600	NR	5200
MALDA	NR	NR	7400
MUZZAFARPUR	5400	5600	5100
PATNA	6200	6000	5200
PURNIA	6500	NR	5100
PURULIA	6500	6500	5500
RAIGANJ	6500	6500	6500
RAMPURHAT	7200	7200	7200
RANCHI	6000	6000	5700

Gram Dal Wholesale Prices (Rs./Qtl.)			
Date	1-Apr-20	26-Mar-20	2-Mar-20
Centre	Gram Dal	Gram Dal	Gram Dal
ROURKELA	5500	5500	5500
SAMBALPUR	6100	5700	5500
SILIGURI	NR	NR	NR
NORTH-EAST ZONE			
AGARTALA	5500	NR	5900
AIZAWL	NR	NR	10000
DIMAPUR	6000	6000	NR
GANGTOK	NR	NR	5800
GUWAHATI	6500	6000	6000
IMPHAL	NR	NR	6800
ITANAGAR	6200	6200	6200
JOWAI	7200	NR	7200
SHILLONG	NR	NR	6200
TURA	7000	NR	NR
SOUTH ZONE			
ADILABAD	5500	5000	5300
BENGALURU	NR	NR	6000
CHENNAI	NR	5200	5300
COIMBATORE	6550	NR	6200
CUDDALORE	6000	6000	6000
DHARMAPURI	6700	NR	6000
DHARWAD	NR	NR	5500
DINDIGUL	6000	NR	6100
ERNAKULAM	NR	5800	5800
HYDERABAD	NR	6200	6000
JADCHERLA	6300	6000	6000
KARIMNAGAR	6200	6200	6200
KOZHIKODE	5800	NR	5500
KURNOOL	8400	8400	8400
MANGALORE	NR	NR	5600
MAYABUNDER	NR	NR	8800
MYSORE	NR	NR	6200
PALAKKAD	NR	7000	6800
PORT BLAIR	NR	NR	6700
PUDUCHERRY	5600	6000	5600

Gram Dal Wholesale Prices (Rs./Qtl.)			
Date	1-Apr-20	26-Mar-20	2-Mar-20
Centre	Gram Dal	Gram Dal	Gram Dal
RAMANATHAPURAM	6200	NR	5800
SURYAPET	6400	5800	6000
T.PURAM	6500	6500	6500
THIRUCHIRAPALLI	7500	5600	5900
THRISSUR	NR	5700	5700
TIRUNELVELI	7500	NR	7000
TIRUPATHI	6200	6200	6200
VELLORE	6500	6500	6200
VIJAYWADA	5400	5100	5400
VISAKHAPATNAM	5000	5000	5200
WARANGAL	6200	5300	5200
WAYANAD	6500	6500	6600

Tur Arhar Wholesale Prices (Rs./Qtl.)			
Date	1-Apr-20	26-Mar-20	2-Mar-20
Centre	Tur/ Arhar Dal	Tur/ Arhar Dal	Tur/ Arhar Dal
NORTH ZONE			
AGRA	8800	8600	8300
ALLAHABAD	7500	7500	8000
AMRITSAR	9000	8000	8000
BATHINDA	8300	8300	8300
CHANDIGARH	7200	7200	7200
DEHRADUN	7200	7100	7300
DELHI	8000	8000	8250
DHARAMSHALA	9800	NR	9300
GORAKHPUR	9000	9500	7000
GURGAON	6600	6600	6600
HALDWANI	7600	7600	8000
HARIDWAR	8600	8600	8500
HISAR	9400	9500	7900
JAMMU	NR	NR	8200
JHANSI	9000	8000	8000
KANPUR	9200	9000	8100
KARNAL	7700	NR	7800

Tur Arhar Wholesale Prices (Rs./Qtl.)			
Date	1-Apr-20	26-Mar-20	2-Mar-20
Centre	Tur/ Arhar Dal	Tur/ Arhar Dal	Tur/ Arhar Dal
LUCKNOW	7470	7410	7880
LUDHIANA	8500	7500	7500
MANDI	9400	9400	9850
MEERUT	8520	8620	8565
PANCHKULA	9500	8000	6500
RUDRAPUR	7500	7500	7500
SHIMLA	7600	NR	7600
SOLAN	9000	9000	9000
SRINAGAR	NR	NR	NR
VARANASI	8500	8200	7850
WEST ZONE			
AHMEDABAD	6700	6700	6700
AMBIKAPUR	8800	8500	8500
BHOPAL	7800	NR	7800
BHUJ	8400	8400	8400
BILASPUR	8150	8150	8150
DURG	7500	7500	7500
GWALIOR	8500	8500	8200
INDORE	8400	8100	8100
JABALPUR	9000	9000	9000
JAGDALPUR	9000	8000	8000
JAIPUR	NR	NR	7400
JODHPUR	NR	NR	NR
KOTA	NR	7600	7600
MUMBAI	8800	NR	8500
NAGPUR	7433	7300	7600
NASHIK	5767	5767	5767
PANAJI	8500	NR	7250
PUNE	7700	7600	7600
RAIPUR	7500	7500	7500
RAJKOT	7950	7950	7950
REWA	7500	8000	8000
SAGAR	8800	8800	8800
SURAT	8000	8000	8000
UDAIPUR	NR	NR	9600

Tur Arhar Wholesale Prices (Rs./Qtl.)			
Date	1-Apr-20	26-Mar-20	2-Mar-20
Centre	Tur/ Arhar Dal	Tur/ Arhar Dal	Tur/ Arhar Dal
EAST ZONE			
BALASORE	8000	7550	7300
BERHAMPUR	NR	NR	7500
BHAGALPUR	8500	NR	8150
BHUBANESHWAR	8600	8200	7400
CUTTACK	8500	NR	7500
DARBHANGA	6800	NR	6300
GAYA	8300	8100	8300
JEYPORE	8000	7400	7400
KHARAGPUR	8800	8800	8800
KOLKATA	7500	NR	7200
MALDA	NR	NR	7000
MUZZAFARPUR	8000	8000	6200
PATNA	8800	8000	7400
PURNIA	8200	NR	7800
PURULIA	8200	8200	7500
RAIGANJ	6100	6100	6100
RAMPURHAT	7000	7000	7000
RANCHI	7000	7700	7700
ROURKELA	8500	8200	7600
SAMBALPUR	8500	8000	7500
SILIGURI	NR	NR	NR
NORTH-EAST ZONE			
AGARTALA	NR	NR	NR
AIZAWL	NR	NR	NR
DIMAPUR	8500	8500	NR
GANGTOK	NR	NR	9400
GUWAHATI	8200	8200	7500
IMPHAL	NR	NR	9000
ITANAGAR	8400	8400	8400
JOWAI	9300	NR	9700
SHILLONG	9000	9000	9000
TURA	9000	NR	NR
SOUTH ZONE			
ADILABAD	8500	7300	7200

Tur Arhar Wholesale Prices (Rs./Qtl.)			
Date	1-Apr-20	26-Mar-20	2-Mar-20
Centre	Tur/ Arhar Dal	Tur/ Arhar Dal	Tur/ Arhar Dal
BENGALURU	NR	NR	8800
CHENNAI	NR	8500	8500
COIMBATORE	9050	NR	8800
CUDDALORE	8500	8500	8500
DHARMAPURI	9000	NR	8300
DHARWAD	NR	NR	8500
DINDIGUL	8950	NR	8700
ERNAKULAM	NR	8300	8300
HYDERABAD	NR	7200	8200
JADCHERLA	8500	8200	7400
KARIMNAGAR	9600	8300	8300
KOZHIKODE	8800	NR	8300
KURNOOL	9200	9200	9000
MANGALORE	NR	NR	6400
MAYABUNDER	NR	NR	10000
MYSORE	NR	NR	9600
PALAKKAD	8500	8500	8800
PORT BLAIR	NR	NR	8500
PUDUCHERRY	8800	8800	9000
RAMANATHAPURAM	8800	NR	9200
SURYAPET	8400	7900	7500
T.PURAM	8500	8500	8500
THIRUCHIRAPALLI	NR	8600	8800
THRISSUR	NR	7500	7000
TIRUNELVELI	9500	NR	8500
TIRUPATHI	9500	8000	8000
VELLORE	9500	9400	8600
VIJAYWADA	8600	8000	8600
VISAKHAPATNAM	7200	7200	7200
WARANGAL	8300	7500	7800
WAYANAD	9500	8800	8800

Urad Dal Wholesale Prices (Rs./Qtl.)			
Date	1-Apr-20	26-Mar-20	2-Mar-20
Centre	Urad Dal	Urad Dal	Urad Dal
NORTH ZONE			
AGRA	8700	8500	8400
ALLAHABAD	11000	11000	11000
AMRITSAR	9000	8500	8500
BATHINDA	9400	9400	9400
CHANDIGARH	7700	7700	7700
DEHRADUN	9300	9000	8900
DELHI	8900	8900	9150
DHARAMSHALA	10300	NR	9800
GORAKHPUR	8000	9000	9000
GURGAON	6400	6400	6400
HALDWANI	8200	8200	8200
HARIDWAR	9800	9800	9500
HISAR	9050	9500	7000
JAMMU	NR	NR	9200
JHANSI	8000	7000	9000
KANPUR	11500	11500	11000
KARNAL	10000	NR	8200
LUCKNOW	9820	9760	9510
LUDHIANA	9000	8000	8000
MANDI	10400	10400	10900
MEERUT	8760	8910	7925
PANCHKULA	9500	9000	6200
RUDRAPUR	9000	9000	8500
SHIMLA	7100	NR	7100
SOLAN	8500	9000	9000
SRINAGAR	NR	NR	NR
VARANASI	10000	9600	8720
WEST ZONE			
AHMEDABAD	8500	8500	8500
AMBIKAPUR	9000	6800	6800
BHOPAL	6600	NR	6600
BHUJ	5700	5700	5700
BILASPUR	7600	7600	7600
DURG	7500	7500	7500

Urad Dal Wholesale Prices (Rs./Qtl.)			
Date	1-Apr-20	26-Mar-20	2-Mar-20
Centre	Urad Dal	Urad Dal	Urad Dal
GWALIOR	7500	7800	7800
INDORE	7100	6900	6900
JABALPUR	7000	7000	7000
JAGDALPUR	9000	9000	9000
JAIPUR	NR	NR	7800
JODHPUR	NR	NR	NR
KOTA	NR	7600	7600
MUMBAI	9000	NR	10000
NAGPUR	7800	7633	7733
NASHIK	5967	5967	5867
PANAJI	10000	NR	10000
PUNE	8600	8600	8450
RAIPUR	8000	8000	8000
RAJKOT	8200	8200	8200
REWA	6500	7100	7100
SAGAR	6300	6300	6300
SURAT	8500	8500	8500
UDAIPUR	NR	NR	9500
EAST ZONE			
BALASORE	8850	8400	8800
BERHAMPUR	NR	NR	10300
BHAGALPUR	8900	NR	6400
BHUBANESHWAR	9200	8800	9500
CUTTACK	8600	NR	9200
DARBHANGA	9600	NR	10200
GAYA	8600	8600	6600
JEYPORE	9400	8400	9500
KHARAGPUR	10800	10800	9300
KOLKATA	8500	NR	9000
MALDA	NR	NR	6600
MUZZAFARPUR	9000	9000	9800
PATNA	9000	9000	9300
PURNIA	9500	NR	9300
PURULIA	10500	10500	9500
RAIGANJ	7900	7900	7900

Urad Dal Wholesale Prices (Rs./Qtl.)			
Date	1-Apr-20	26-Mar-20	2-Mar-20
Centre	Urad Dal	Urad Dal	Urad Dal
RAMPURHAT	6600	6600	6600
RANCHI	9200	9200	9200
ROURKELA	9000	9000	9400
SAMBALPUR	8700	8500	9400
SILIGURI	NR	NR	NR
NORTH-EAST ZONE			
AGARTALA	8000	NR	8400
AIZAWL	NR	NR	12000
DIMAPUR	7000	7000	NR
GANGTOK	NR	NR	10800
GUWAHATI	9500	9500	9500
IMPHAL	NR	NR	10500
ITANAGAR	8000	8000	8000
JOWAI	9500	NR	9600
SHILLONG	9500	9500	9500
TURA	9200	NR	NR
SOUTH ZONE			
ADILABAD	9500	9500	9500
BENGALURU	NR	NR	12000
CHENNAI	NR	9500	10000
COIMBATORE	10450	NR	NR
CUDDALORE	9500	8500	9500
DHARMAPURI	10700	NR	10000
DHARWAD	NR	NR	10300
DINDIGUL	10100	NR	10800
ERNAKULAM	NR	9000	9000
HYDERABAD	NR	10500	9700
JADCHERLA	10500	10200	9800
KARIMNAGAR	9000	9000	10500
KOZHIKODE	10200	NR	9600
KURNOOL	9600	9800	9600
MANGALORE	NR	NR	10000
MAYABUNDER	NR	NR	14800
MYSORE	NR	NR	11400
PALAKKAD	NR	10800	12000

Urad Dal Wholesale Prices (Rs./Qtl.)			
Date	1-Apr-20	26-Mar-20	2-Mar-20
Centre	Urad Dal	Urad Dal	Urad Dal
PORT BLAIR	NR	NR	12000
PUDUCHERRY	10500	10000	11200
RAMANATHAPURAM	11200	NR	10700
SURYAPET	9600	9600	9600
T.PURAM	10200	10200	10400
THIRUCHIRAPALLI	14000	9500	10300
THRISSUR	NR	8500	9700
TIRUNELVELI	12500	NR	11000
TIRUPATHI	10500	10100	10100
VELLORE	10000	10000	10500
VIJAYWADA	10700	9600	9900
VISAKHAPATNAM	9200	9200	9700
WARANGAL	9700	9700	9700
WAYANAD	11000	11000	10800

Moong Dal Wholesale Prices (Rs./Qtl.)			
Date	1-Apr-20	26-Mar-20	2-Mar-20
Centre	Moong Dal	Moong Dal	Moong Dal
NORTH ZONE			
AGRA	9800	8500	8550
ALLAHABAD	9000	9000	9000
AMRITSAR	9500	9000	9000
BATHINDA	9100	9100	9300
CHANDIGARH	9400	9400	9400
DEHRADUN	9800	NR	9300
DELHI	9150	9200	9200
DHARAMSHALA	10150	9300	9300
GORAKHPUR	10000	11000	11000
GURGAON	6200	6200	6200
HALDWANI	8300	NR	7800
HARIDWAR	8300	NR	9500
HISAR	10100	7000	7000
JAMMU	NR	9300	9300
JHANSI	9000	7500	7500
KANPUR	8800	8100	8200

Moong Dal Wholesale Prices (Rs./Qtl.)			
Date	1-Apr-20	26-Mar-20	2-Mar-20
Centre	Moong Dal	Moong Dal	Moong Dal
KARNAL	10950	8200	8200
LUCKNOW	9220	8950	8800
LUDHIANA	10000	8900	8800
MANDI	NR	9450	9450
MEERUT	8850	7950	7965
PANCHKULA	9500	6000	6000
RUDRAPUR	9500	NR	8500
SHIMLA	7600	7600	7600
SOLAN	9000	9000	9500
SRINAGAR	NR	NR	NR
VARANASI	9880	8500	8500
WEST ZONE			
AHMEDABAD	8200	8200	8200
AMBIKAPUR	8700	8800	8800
BHOPAL	7700	7700	7700
BHUJ	6500	6500	6500
BILASPUR	9300	9300	9300
DURG	9000	8800	8800
GWALIOR	7800	7800	7800
INDORE	8200	7900	7900
JABALPUR	8300	8300	8300
JAGDALPUR	9500	8500	8500
JAIPUR	NR	8800	8700
JODHPUR	NR	8000	NR
KOTA	NR	7800	8700
MUMBAI	11600	10500	10500
NAGPUR	8933	9000	9000
NASHIK	5833	5833	5833
PANAJI	10500	10250	10500
PUNE	8800	8500	8500
RAIPUR	9000	9000	9000
RAJKOT	8250	8250	8250
REWA	7500	7500	7500
SAGAR	7800	7800	7800
SURAT	8600	8600	8600

Moong Dal Wholesale Prices (Rs./Qtl.)			
Date	1-Apr-20	26-Mar-20	2-Mar-20
Centre	Moong Dal	Moong Dal	Moong Dal
UDAIPUR	NR	8100	8100
EAST ZONE			
BALASORE	9800	9200	9100
BERHAMPUR	NR	9500	9500
BHAGALPUR	9500	8800	8800
BHUBANESHWAR	10000	9200	9200
CUTTACK	9800	9200	9200
DARBHANGA	10200	8500	8500
GAYA	10500	7700	7700
JEYPORE	10500	9320	9320
KHARAGPUR	10800	11800	11800
KOLKATA	9600	9200	9200
MALDA	NR	7800	7800
MUZZAFARPUR	9500	8500	8500
PATNA	10000	9600	9600
PURNIA	9700	9500	9500
PURULIA	9500	10000	10000
RAIGANJ	8300	8300	8300
RAMPURHAT	7600	7600	7600
RANCHI	10000	10000	9800
ROURKELA	9400	9200	9200
SAMBALPUR	10000	9200	9200
SILIGURI	NR	7600	NR
NORTH-EAST ZONE			
AGARTALA	8800	9900	9900
AIZAWL	NR	14000	14000
DIMAPUR	8500	8500	NR
GANGTOK	NR	10200	10200
GUWAHATI	11000	9500	9500
IMPHAL	NR	10500	10500
ITANAGAR	8500	8500	8500
JOWAI	9800	9400	9300
SHILLONG	10500	9800	9800
TURA	13000	NR	NR
SOUTH ZONE			

Moong Dal Wholesale Prices (Rs./Qtl.)			
Date	1-Apr-20	26-Mar-20	2-Mar-20
Centre	Moong Dal	Moong Dal	Moong Dal
ADILABAD	10500	9600	9600
BENGALURU	NR	9000	9000
CHENNAI	NR	10000	10000
COIMBATORE	10700	10100	10100
CUDDALORE	10000	9500	9500
DHARMAPURI	10300	10100	10100
DHARWAD	NR	NR	8800
DINDIGUL	9600	9900	9900
ERNAKULAM	NR	11000	11000
HYDERABAD	NR	9200	9200
JADCHERLA	10200	9600	9600
KARIMNAGAR	9700	8300	8300
KOZHIKODE	10800	10200	10200
KURNOOL	9400	9200	8900
MANGALORE	NR	7400	7400
MAYABUNDER	NR	11800	11800
MYSORE	NR	10300	10300
PALAKKAD	NR	10500	10500
PORT BLAIR	NR	9500	9500
PUDUCHERRY	10300	10300	10300
RAMANATHAPURAM	10800	10700	10700
SURYAPET	9500	9100	9100
T.PURAM	10600	10500	10500
THIRUCHIRAPALLI	12500	10500	10500
THRISSUR	NR	10800	10800
TIRUNELVELI	12500	10000	10000
TIRUPATHI	11000	10200	10200
VELLORE	10000	NR	NR
VIJAYWADA	10600	10100	10100
VISAKHAPATNAM	9800	9800	9800
WARANGAL	10500	9400	9400
WAYANAD	12500	9600	9600

Masoor Dal Wholesale Prices (Rs./Qtl.)			
Date	1-Apr-20	26-Mar-20	2-Mar-20
Centre	Masoor Dal	Masoor Dal	Masoor Dal
NORTH ZONE			
AGRA	6200	6000	6100
ALLAHABAD	5800	5800	5800
AMRITSAR	8000	7000	7000
BATHINDA	6400	5600	6300
CHANDIGARH	6200	6200	6200
DEHRADUN	8400	8100	8000
DELHI	5700	5700	5850
DHARAMSHALA	6300	NR	6300
GORAKHPUR	6500	6000	5500
GURGAON	4800	4800	4800
HALDWANI	5300	5300	5400
HARIDWAR	7500	7500	7800
HISAR	7100	7000	5000
JAMMU	NR	NR	5900
JHANSI	6000	5500	5000
KANPUR	6500	6400	5700
KARNAL	7250	NR	7200
LUCKNOW	5920	5870	5300
LUDHIANA	7500	6000	6300
MANDI	7000	7000	6700
MEERUT	6400	6200	7150
PANCHKULA	7000	7000	6200
RUDRAPUR	6000	6000	6000
SHIMLA	5300	NR	5300
SOLAN	5800	6000	6000
SRINAGAR	NR	NR	NR
VARANASI	6500	6600	6100
WEST ZONE			
AHMEDABAD	5700	5700	6000
AMBIKAPUR	5400	5400	5400
BHOPAL	5500	NR	5500
BHUJ	5100	5100	5100
BILASPUR	5700	5700	5700
DURG	5700	5700	5500

Masoor Dal Wholesale Prices (Rs./Qtl.)			
Date	1-Apr-20	26-Mar-20	2-Mar-20
Centre	Masoor Dal	Masoor Dal	Masoor Dal
GWALIOR	5500	5500	5500
INDORE	5800	5600	5600
JABALPUR	5550	5550	5600
JAGDALPUR	5500	5500	5500
JAIPUR	NR	NR	5800
JODHPUR	NR	NR	NR
KOTA	NR	5700	5700
MUMBAI	6800	NR	5700
NAGPUR	5600	5400	5900
NASHIK	5017	5017	5017
PANAJI	6400	NR	6400
PUNE	5950	5950	5950
RAIPUR	5800	5800	5800
RAJKOT	5400	5400	5400
REWA	5500	5500	5500
SAGAR	6400	6400	6400
SURAT	5500	5500	5500
UDAIPUR	NR	NR	5250
EAST ZONE			
BALASORE	5850	5650	5650
BERHAMPUR	NR	NR	6000
BHAGALPUR	6200	NR	5800
BHUBANESHWAR	6200	5600	5600
CUTTACK	6000	NR	5500
DARBHANGA	5800	NR	6000
GAYA	5700	5700	5500
JEYPORE	6200	5900	5900
KHARAGPUR	10400	10400	8300
KOLKATA	5600	NR	5500
MALDA	NR	NR	7350
MUZZAFARPUR	6500	6300	5500
PATNA	6500	6000	5700
PURNIA	6000	NR	5600
PURULIA	6500	6500	7000
RAIGANJ	6500	6500	6500

Masoor Dal Wholesale Prices (Rs./Qtl.)			
Date	1-Apr-20	26-Mar-20	2-Mar-20
Centre	Masoor Dal	Masoor Dal	Masoor Dal
RAMPURHAT	6700	6700	6700
RANCHI	6200	6000	5700
ROURKELA	6500	5500	5600
SAMBALPUR	6500	6000	5500
SILIGURI	NR	NR	NR
NORTH-EAST ZONE			
AGARTALA	8500	NR	8500
AIZAWL	NR	NR	10000
DIMAPUR	6000	6000	NR
GANGTOK	NR	NR	7150
GUWAHATI	6800	6800	6500
IMPHAL	NR	NR	7000
ITANAGAR	6200	6200	6200
JOWAI	6200	NR	6500
SHILLONG	6500	6500	6000
TURA	8000	NR	NR
SOUTH ZONE			
ADILABAD	6200	6400	6000
BENGALURU	NR	NR	5500
CHENNAI	NR	5800	6100
COIMBATORE	6100	NR	6100
CUDDALORE	8000	8000	8000
DHARMAPURI	6000	NR	6300
DHARWAD	NR	NR	5600
DINDIGUL	6100	NR	6100
ERNAKULAM	NR	6800	6800
HYDERABAD	NR	6200	5500
JADCHERLA	7200	6000	6000
KARIMNAGAR	6400	6400	6400
KOZHIKODE	6000	NR	6200
KURNOOL	7200	7500	7400
MANGALORE	NR	NR	5000
MAYABUNDER	NR	NR	8800
MYSORE	NR	NR	8700
PALAKKAD	5900	5900	5900

Masoor Dal Wholesale Prices (Rs./Qtl.)			
Date	1-Apr-20	26-Mar-20	2-Mar-20
Centre	Masoor Dal	Masoor Dal	Masoor Dal
PORT BLAIR	NR	NR	7300
PUDUCHERRY	6400	6400	5800
RAMANATHAPURAM	NR	NR	NR
SURYAPET	6700	6700	6000
T.PURAM	6300	6300	6300
THIRUCHIRAPALLI	6100	6100	6100
THRISSUR	NR	6400	6000
TIRUNELVELI	5500	NR	6500
TIRUPATHI	8500	8000	8000
VELLORE	6200	6200	6200
VIJAYWADA	6500	6300	6600
VISAKHAPATNAM	5800	5800	6000
WARANGAL	6000	6000	5900
WAYANAD	7000	7200	6500

Disclaimer

The information and opinions contained in the document have been compiled from sources believed to be reliable. The company does not warrant its accuracy, completeness and correctness. Use of data and information contained in this report is at your own risk. This document is not, and should not be construed as, an offer to sell or solicitation to buy any commodities. This document may not be reproduced, distributed or published, in whole or in part, by any recipient hereof for any purpose without prior permission from the Company. IASL and its affiliates and/or their officers, directors and employees may have positions in any commodities mentioned in this document (or in any related investment) and may from time to time add to or dispose of any such commodities (or investment). Please see the detailed disclaimer at <http://www.agriwatch.com/Disclaimer.php> © 2020 Indian Agribusiness Systems Ltd.