

**Content:****Highlights****Pulses-Wise Scenario**

- 1. Chana (Chickpeas / Bengal Gram)**
- 2. Matar (Peas)**
- 3. Tur (Pigeon Peas / Red Gram)**
- 4. Masoor (Lentils)**
- 5. Moong (Green Gram)**
- 6. Urad (Black Matpe /Black Gram)**
- 7. Planting Progress**

**Appendix**

- ✓ *Pulses Wise Technical Outlook For Current Week*
- ✓ *Pulses Import of the week.*
- ✓ *Pulses Production Forecast*
- ✓ *Indian Pulses Supply & Demand*
- ✓ *Pulses Production Snapshot by MOA – Total and Pulses-Wise*
- ✓ *Domestic pulses Production, Demand and Import (in Million Tonne) by MOA*
- ✓ *Canada Lentil Supply & Demand*
- ✓ *Australia Pulses Supply & Demand*

**Commodity-wise Domestic, International Prices and Arrivals at Different Centers**

**Highlights-Domestic Market:**

- **Dal supply from Bikaner started for various states. Around 2160 MT moong was departed for Kerala.** The poor would receive 1.95 lakh MT dal under PM Welfare Anna Yojna..It would be distributed among 19.6 crores families in next three months including April. Nodal agency Nafed is engaged in sending dal/pulses in various states. Private mills have been hired for processing dal.
- **Millers are facing shortage of masur as supply chain remains disrupted from producing regions.** Stock with mills too is decreasing. Loading of imported stock at ports is unexpectedly lower while availability of old stock is decreasing fast.All these fundamentals supported masur market and it traded at Rs5500-5600 in various markets. At higher level stockiest resorted to offload some stock. So some downward correction was seen too. Under prevailing condition masur cash market may improve once again. As prices are ruling higher than MSP, so govt.s agencies would not be able to procure 1.21 lakh MT, set target for the year.
- **Lockdown has been extended till 3rd May-2020. However, some relaxation might be given to farmers/traders and transportation.** Supply chain is likely to be disrupted for next two-three weeks and it would drive pulses price up in coming days. As maximum markets are not open, prices reflected in some markets don't represent the actual price. Actual price might be seen when lockdown is completely relaxed.
- **Lockdown due to COVID-19 from last week of March and further extension till 3rd May-2020** have disrupted normal course of trading. Disturbed supply chain, improved demand due to fear of longer duration lockdown have given much needed support to tur cash market. Ongoing procurement drive too remains supportive. Weak upcountry and local demand for tur dal capped uptrend in tur market. Lemon tur in Delhi market was quoted at Rs5400. Dal millers too have started selling by giving discount of Rs100-200 due to sluggish demand. However, demand for desi tur is being fulfilled from Kanpur line. Dal millers from Katni are buying tur from MP line. Lockdown too has affected normal demand. Once lockdown is relaxed, tur price may move up again. Sluggish offtake by mills may suppress tur by Rs 100 from current level. At this level price would stabilize and may move up with fresh bout of demand. Relaxation might be enhanced in the first week of May.
- **Lockdown due to COVID-19 and 2nd time extension till 3rd May-2020 disrupted supply chain in the market** and millers did not get raw pulses at regular interval. Decreased processed stock, higher demand from consuming markets drove moong price up in last week of March. It continued to move up till 4th week of April. However, it could not sustain at higher level as govt. announced 1kg pulses per family/per month for every card holders free of cost till next three months. Apart from it, new moong from Madhya Pradesh commences. However, summer crop from other states may be delayed by 20 days. It would not allow moong cash market to decrease more from current level. Arrival from Peeyat moong is likely to continue for next 15 days. As soon as arrival pressure decreases from Peeyat crop, arrival from other states would begin. Crop is bumper in MP. Muhurt trading of new moong at Sanjogitaganj market was reported at Rs9501 per qtl. Prices have decreased by 700-800 per qtl. At this level market is expected to stabilize.
- **The DGFT increased urad import quota from 1.5 lakh MT to 4 lakh MT and timeline for import** has been extended from 31st March to 30th April-2020. Now due to lock down millers have demanded to extend timeline for application and import till 15th of May. So supply side would increase in April and May. Sudden change in import timeline and likely extension have weighed on market fundamentals and the impact was reflected on price. New arrivals from AP and Tamil Nadu and higher import flow from Myanmar in April-May would continue to cap uptrend in urad cash market. However, it can confidently be maintained that prices would continue to rule above MSP in April/May.
- **Demand for chana and arrival too have started improving now. So mixed trend was seen in cash chana market.** As demand for dal improved, millers have started buying in bulk quantity. Procurement drive and bulk purchase by millers have lent support to chana cash market. As govt. purchase would increase further, chana price is expected to improve from current level by Rs 100-150 to Rs 4350-4450 this week. Millers are active in Raj, MH, MP and Gujarat. Overall trend seems firm. If lockdown is relaxed further, demand for chana would increase and it would support cash market price in coming days. Nafed would supply 1.95 lakh MT dal to 19.60 crores families in 36 states under PM Poor Welfare

Yojna. Around 5.5 thousand MT dal has already been distributed. People would be given chana, masur, urad, TUR and moong dal through ration shops. During last 15 days Nafed has procured 1.71 lakh MT chana on MSP.

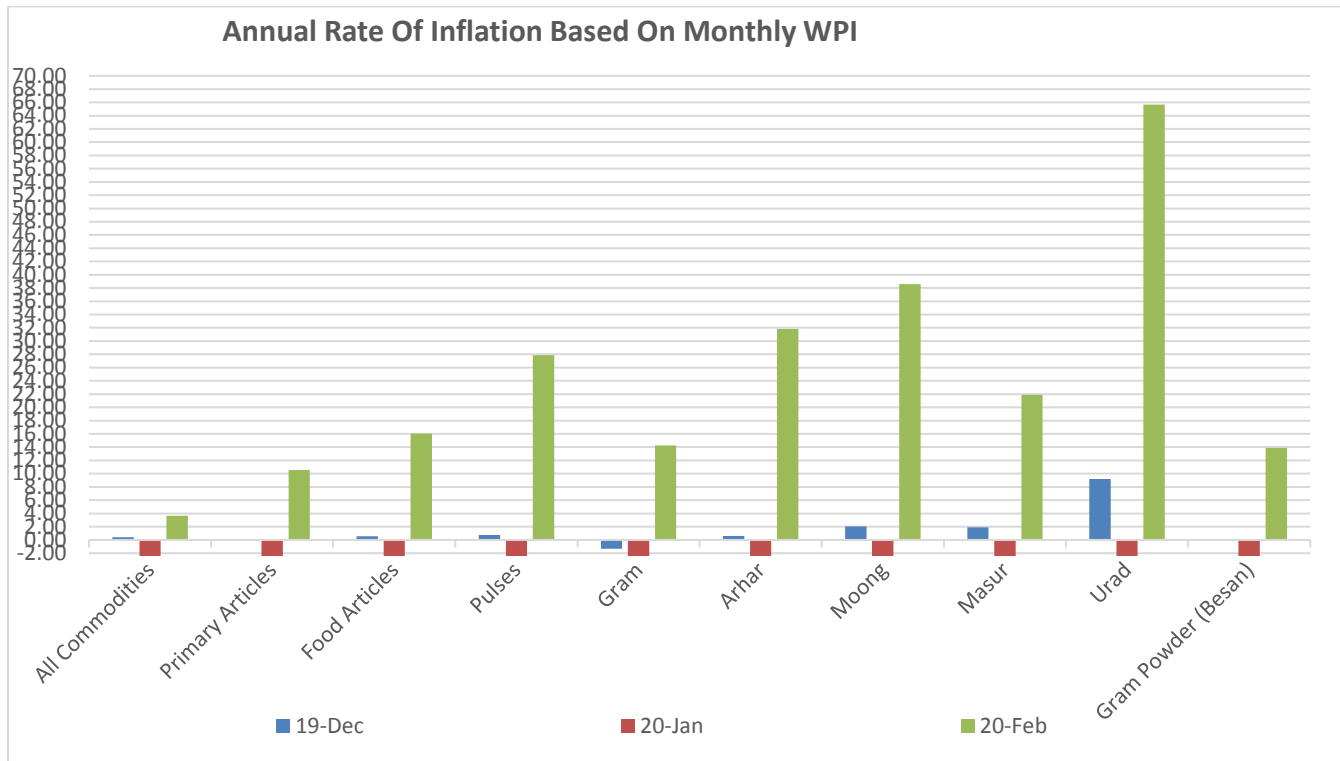
**Outlook for the week:** Cash pulses market may continue to trade firm due to lock down.

**International Market Update:**

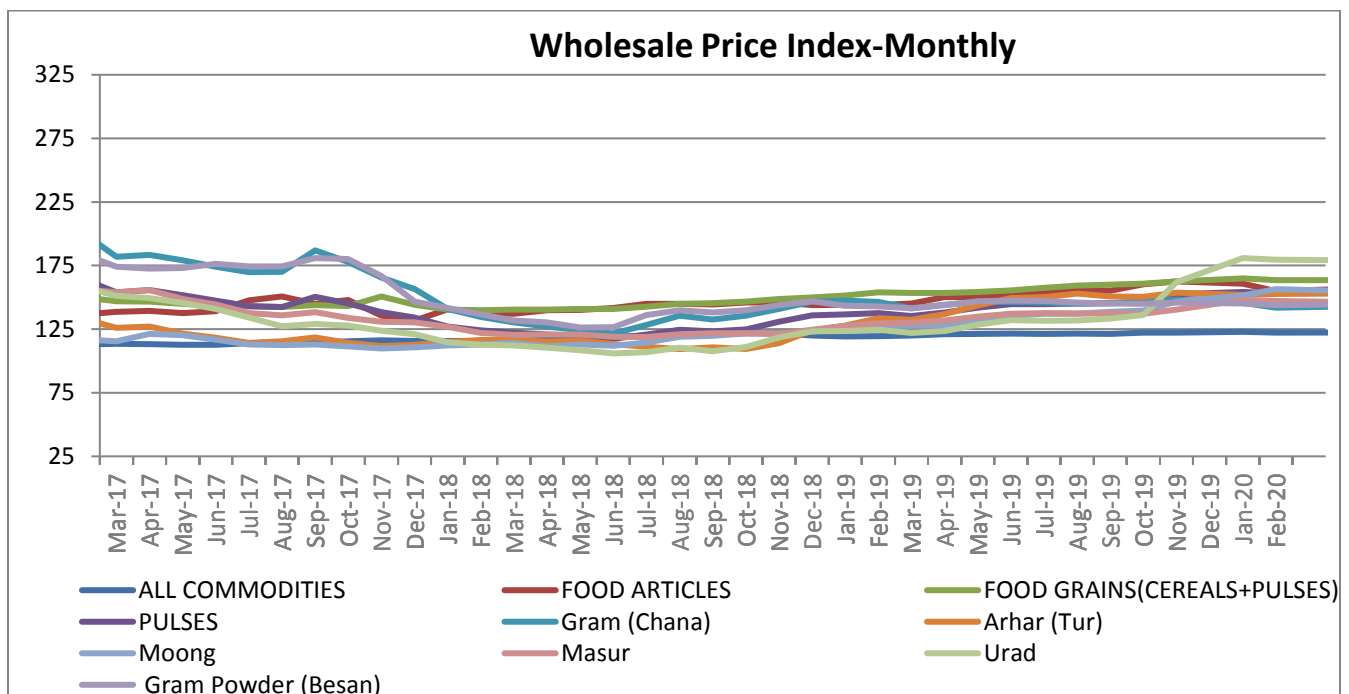
- **As per agri food Canada area seeded under lentils in Canada is expected to remain unchanged at 1.53 Mha, due to higher expected returns relative to other crops.** With higher yields, production is forecast to rise marginally to 2.2 Mt but supply is expected to decrease to 2.6 Mt due to a fall in carry-in stocks. Exports are forecast to be lower at 2.0 Mt. Carry-out stocks are expected to decrease which will be supportive for prices. The average price for all grades is forecast to rise from 2019-20. The USDA March Prospective Planting report showed that US area seeded to lentils is expected to decrease marginally from last year to 0.47 million acres. Area seeded is expected to fall in North Dakota but rise in Montana.
- **As per latest update by NASS, dry pea acreage may be down by 12-13% this year in US peas producing regions.** Farmers may plant total 971,000 acres against 11,03,000 acres last year. Intended plantings are down from a year ago in Idaho, Montana, Nebraska, North Dakota, and South Dakota. However, area in Washington may increase by 19% this year.
- **As per latest update by NASS lentil area may be down by 2-3% this year in US. Farmers may plant total 474,000 acres in crop year 2020., down 2 percent from 2019.** Lower area coverage is expected in Idaho, North Dakota, and Washington from last year, while planting intentions are above last year in Montana (7% increase).
- **Chickpeas area in the US is likely to decrease by 32% from last year.** Small chickpea acreage shows a decline of only 5%, while large chickpea acreage is expected to decrease by 41%. It is really a big surprise this year.
- **Dry peas production in Canada is expected to increase by 1.34 % to 43 lakh MT in 2020-21.** Harvested area has been considered at 1720 thousand ha with likely yield at 2500 kg per ha. In 2019-20 production forecast was 42.43 lakh MT. Thus total supply is expected to increase from 46.19 to 47.85 lakh MT in 2020-21. Despite higher production estimate export figure has been decreased from 35 to 33 lakh MT in 2020-21. However domestic use would increase from 6.94 to 8.60 lakh MT. Carryout too would increase from 4.24 to 6.25 lakh MT this year. Stock to use ratio would increase from 10 to 15 %, while average price might be in the range of \$ 245-275 per MT as per Agriculture and agri food Canada.
- **Dry peas area in Canada is likely to be same in Canada as was seen in 2019-20. It may be 1.75 million ha in 2020-21.** The reason behind it is likely good returns and better export demand. Dry peas production may touch at 43 lakh MT. Supply is expected to rise marginally due to higher carry-in stocks. Exports are expected to be lower than the current crop year and carry-out stocks are expected to rise. The average price in 2020-21 is expected to be unchanged (\$245-275) from the previous year.
- **As per the latest Australian Bureau of Statistics Chickpeas export volume from Australia increased in Jan-2020 in comparison to Dec-2019.** In January -2020, Australia exported 56,502 MT, up 2% from 55,296 the previous month. Bangladesh purchased 36,801 MT. Pakistan was the second most important importer taking 13,073 MT, followed by United Arab Emirates at 3,939 MT.
- **Chickpeas production in Canada in 2019-20 has been pegged at 2.0 lakh MT. It would decrease to 2 lakh MT in 2020-21.** Average price is expected to hover in the range of 455-485 per MT during 2020-21. Import too would decline from 53 to 50 thousand MT in 2020-21.
- **Area coverage under chickpeas in Australia in 2019-20 is expected to decline by 15% to 1.7 lakh ha.** Production has been pegged at 1.7 lakh MT this year, down by 11 % from last year. Decrease in area and production is mainly attributed to lower demand from India and weak price in global market. Slight increase in yield has been seen as mostly chickpeas are grown in central Queensland, where weather condition improved in comparison to last year.

**Weekly Outlook:** -Pulses are likely to trade steady to slightly weak.

**Pulses WPI Index:**



**Index Numbers of Wholesale Price in India (Base: 2011-12=100)**



Pulses WPI decreased by 0.9 points from 154.1 in Dec to 153.2 in Feb-202

**Note:** Due to closure of markets charts remains un-updated. Lock down has been extended u to 3<sup>rd</sup> May with some conditional relaxation.

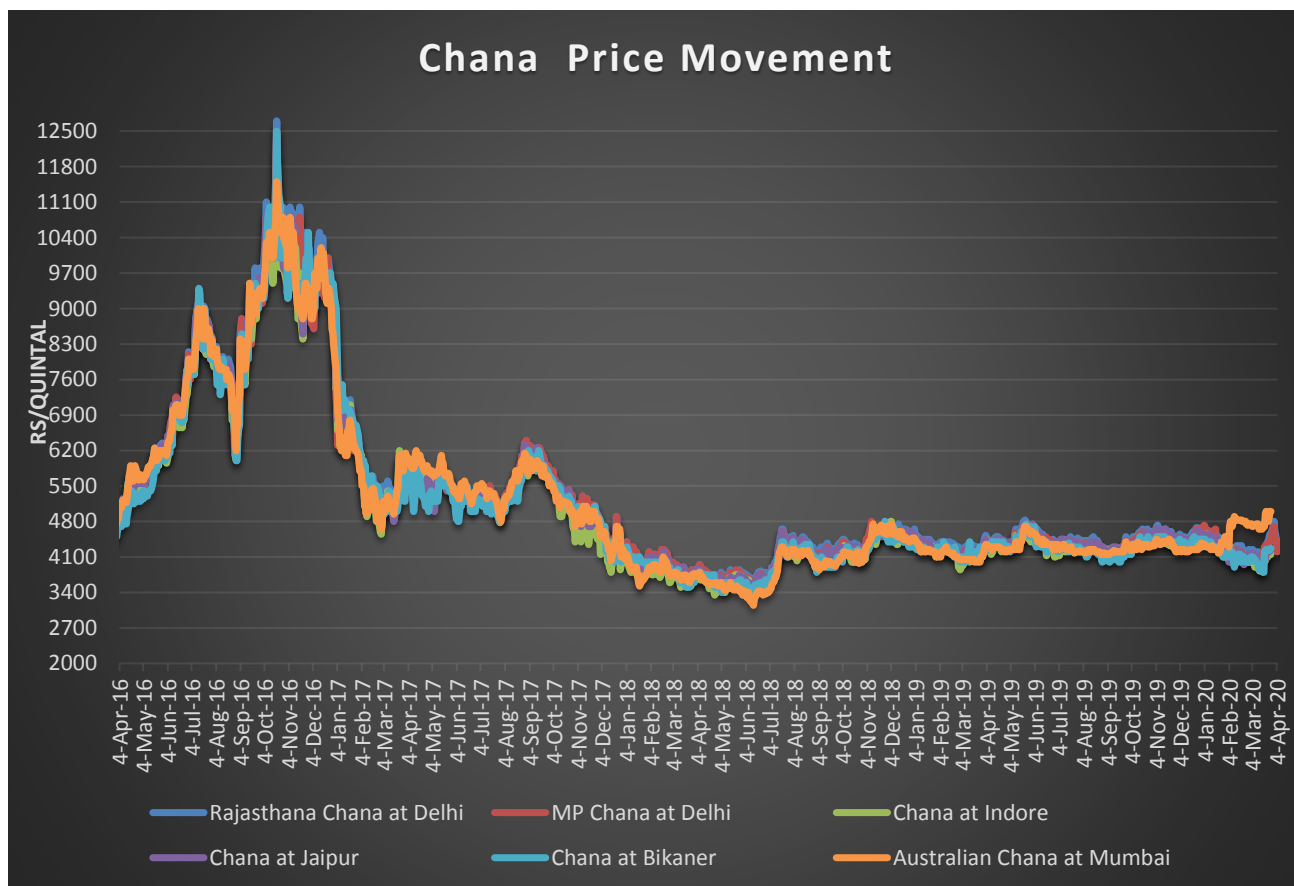
### Pulses-Wise Scenario:

#### Chana

#### Current Scenario:

Trading activities remains halted due to Covid-19 and normal trading activities are expected not before mid April-2020 if lock down period is relaxed..Harvesting got disturbed due to recent rains and is likely to get momentum with opening of weather once again in Andhra Pradesh, Madhya Pradesh and Gujrata and is likely to start in Maharashtra and Rajasthan soon. Procurement target for MP and MH is yet to be fixed.In other states 9.25 lakhMT chana would be procured this year.Some losses have been reported in MP,Raj and UP.As area of chana crop is around 107.5 lakh ha this year, production may exceed to101 lakhMT. Recent minor loss may be compensated by higher yield in other states. Supply pressure would increase now and it may pressurize chana price further..Market has started reflecting the pressure.Govt has yet to decide procurement quantity for MP and MH..Emerging condition hints chana to rule steady to slightly firm from current level..There is plenty of old stock left and new one has started hitting the market..Even Nafed has started selling old chana at Rs 3800-3900. It would continue to pressurize cash market in the short to medium term. Nafed still has 15 lakh MT old chana in its stock.

All India average price for Chana increased by 5.43 percent from Rs 4298 to 4532 per qtl.during review week. Even Australian Chana (imported) price increased to Rs 4950 per 100kg due to halted harvesting activities. in domestic market. Following graph illustrates the chana price movement in different markets:



**Market Outlook:** Pressure might be seen in chana cash market this week too due to slower pace of procurement and restricted demand amid commencement of new arrival. Futures remain un-supportive.Nafed has started selling old

stock near market price and it is affecting market sentiments. Distribution of 1 k.g. dal per family/per ration card would affect direct demand from cash market.

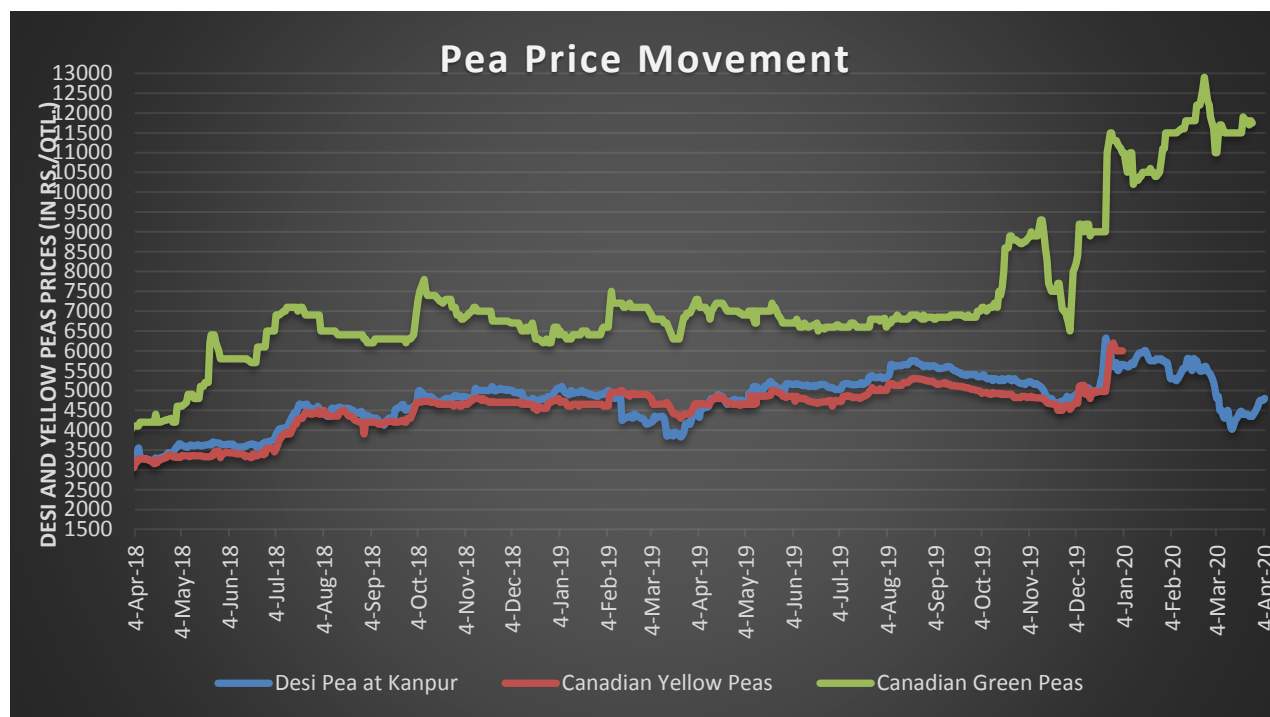
**Note: Charts have not been updated due to unavailability of price due to lockdown**

**Peas (Matar):**

**Market Recap:**

No major change was seen in peas market as maximum trade remain suspended due to disruption in major market due to covid-19. However, in some markets it traded up due to supply disturbance. With changed status from the free to restricted category and hefty levy imposed on peas, its import remains almost halted. The commerce ministry issued a separate harmonized system (HS code) for all peas (including yellow, green and kaspa) and changed its status in the third week of Dec. It has affected importers badly. Now import deals are not taking place. The fixed quota of 1.5 lakh MT has already been completed. Actually govt is trying to increase consumption of chana as it is abundantly available in domestic market. Importers have requested govt to allow green peas import as prices of green peas ruling higher at Rs-11,800 per qtl. Against the quota of 1.5 lakh MT over 5.78 lakh MT has been imported so far. Under prevailing condition govt. is unlikely to allow green peas import. New crop in local market started hitting mandis now. So price of yellow peas may move down from current level. With new arrival in domestic market supply side seems at ease.

Pea in Kanpur market traded firm at Rs.4700-4800 due to halted arrival in domestic market. Stockiest too are unwilling to release old stock despite bumper chana production prospects. It has impacted price of peas in Kanpur market too despite exhausting stock of imported peas in Mumbai. As chana price has declined, pea too may not be able to move up. Availability of chana would increase. And it would cap peas price too. Green peas have started hitting the local market but in limited quantity. As supply side is tight, it would continue to trade up.



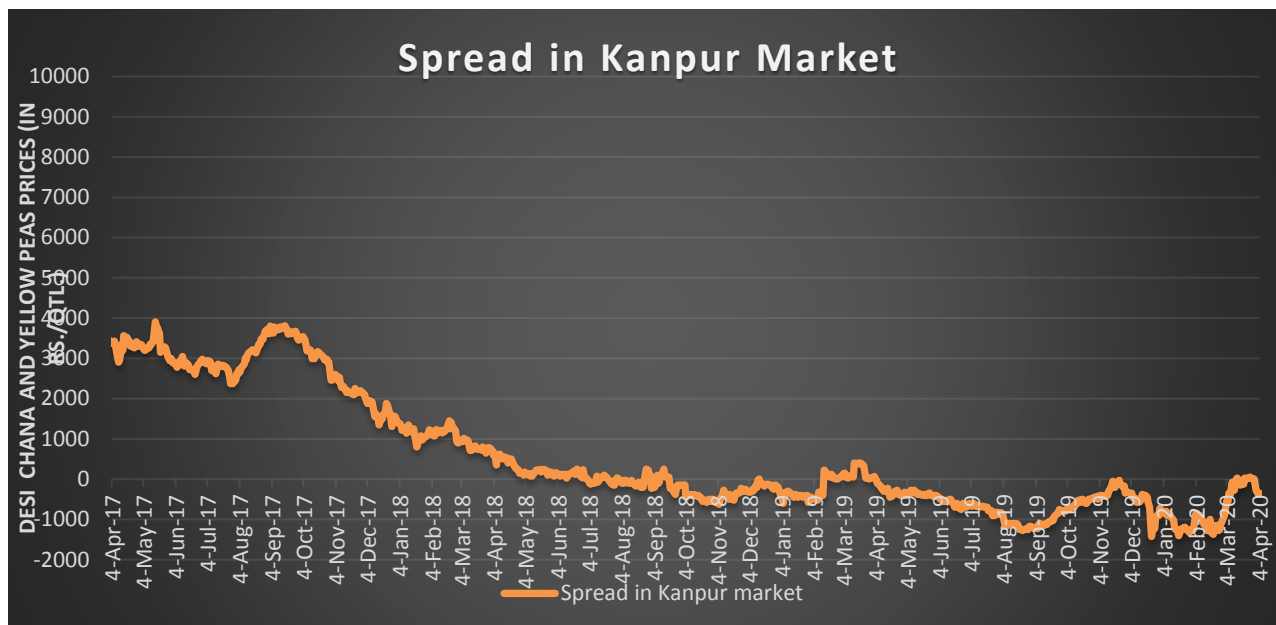
#### Current Market Dynamics & Outlook:

Peas market traded slightly firm due to halted pace of arrival in domestic market and restricted selling by stockists. Kanpur market traded firm at Rs 4700-4800 per qtl. New local crop has started hitting the market. So any major spike is unlikely in April. Overall, all India average price was up by 1.5% to Rs 4700-4750 per qtl in the first week of April. In Mumbai market, there was no quote for yellow peas as stock was exhausted.



### Spread With Chana:

Spread between Chana and Peas, at Kanpur market remained in negative zone. However, gap has increased from Rs 25 to Rs 250 due to decreased chana price and peas price too. Spread is expected to remain in the negative zone in April too on relative movement in Chana prices. Overall outlook seems steady to slightly weak this week too.



**MarketOutlook:** Outlook remains steady to slightly firm in the short term.

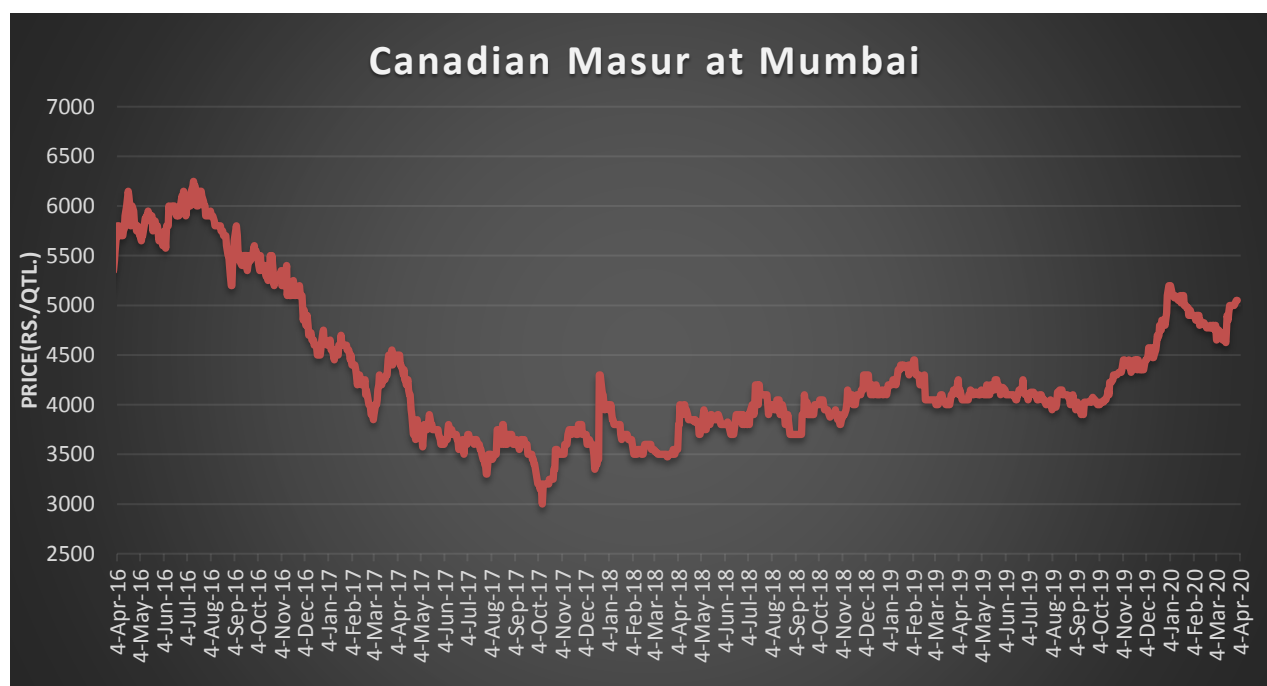
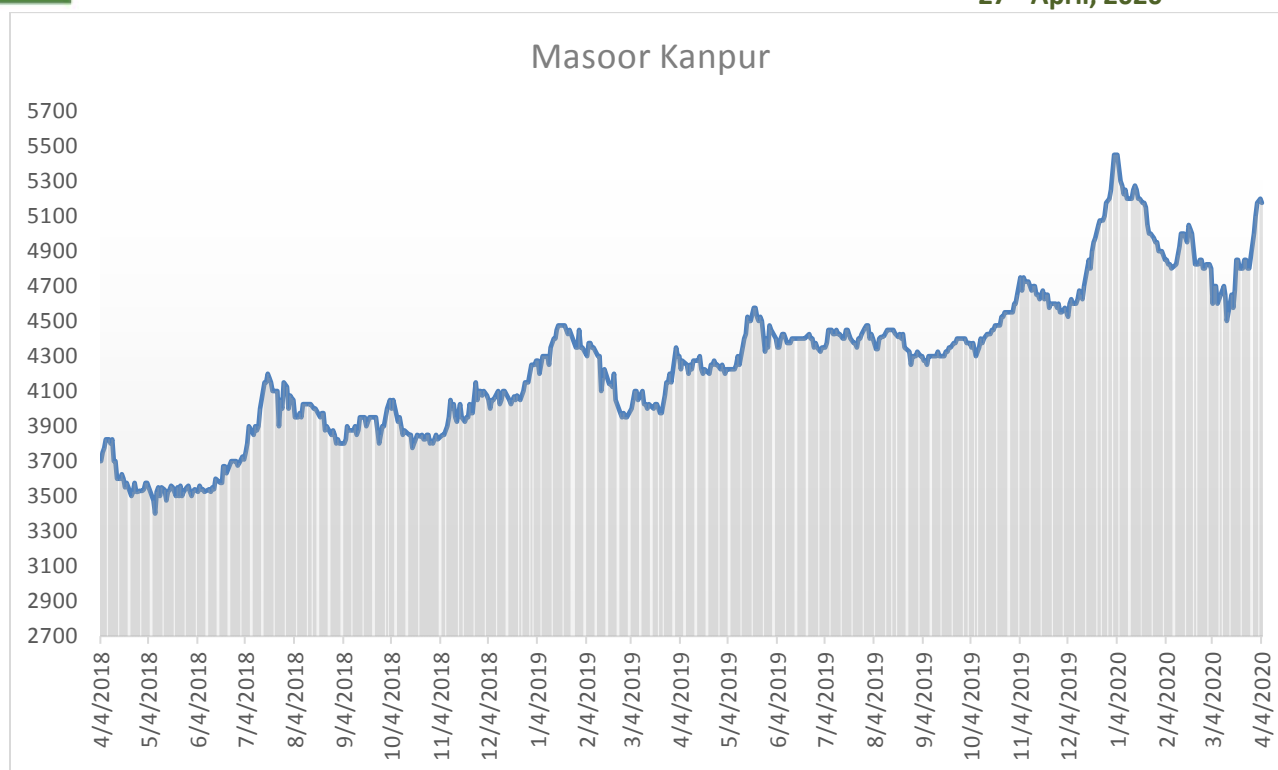
### Lentils (Masoor):

#### Market Recap:

New arrival has started now and govt would procure 1.21 lakhMT on MSP from mid April..Indian farmers have covered 16.5 lakh ha this year. As supply remains disrupted prices are moving up. However a correction is expected now..It was lower by 4.01% from last year. Even late shown crop is now attaining maturity and harvesting is expected to commence in the second week of March. Recent rains in growing regions like Uttar Pradesh, MP, Bihar and West Bengal have benefitted standing crop and crop condition is good so far. However, in some fields of west Bengal. Insects like stem cutters have been seen affecting the crop. Now it has been contained successfully..In other regions crop condition is good to excellent. Yield is expected to be better from last year. Weather condition in the rest of March is very crucial for the final size of the crop. In normal condition production is likely to exceed 13.5 lakh MT in 2019-20, to be marketed in 2020-21. Pressure on price might be seen.

#### Current Scenario:

In the 1st week of April-2020, average price in key market of Kanpur was up by 6 % to Rs 4700-4750 per qtl. Prices are likely to trade steady to slightly firm in the 1st week of April, due to commencement of procurement. Even govt may start selling stock from central pool. New crop starts hitting the market.



**Market Outlook:** Prices are likely to stay steady to slightly firm due to good demand prospects. Improved demand from mills and restricted offloading by stockiests too remains supportive to cash market. Nafed may start selling old crop too. Import is likely to continue in limited volume ahead of new crop. Overall tone in masur market remains firm..

**Pigeon Pea (Tur/Toor):**

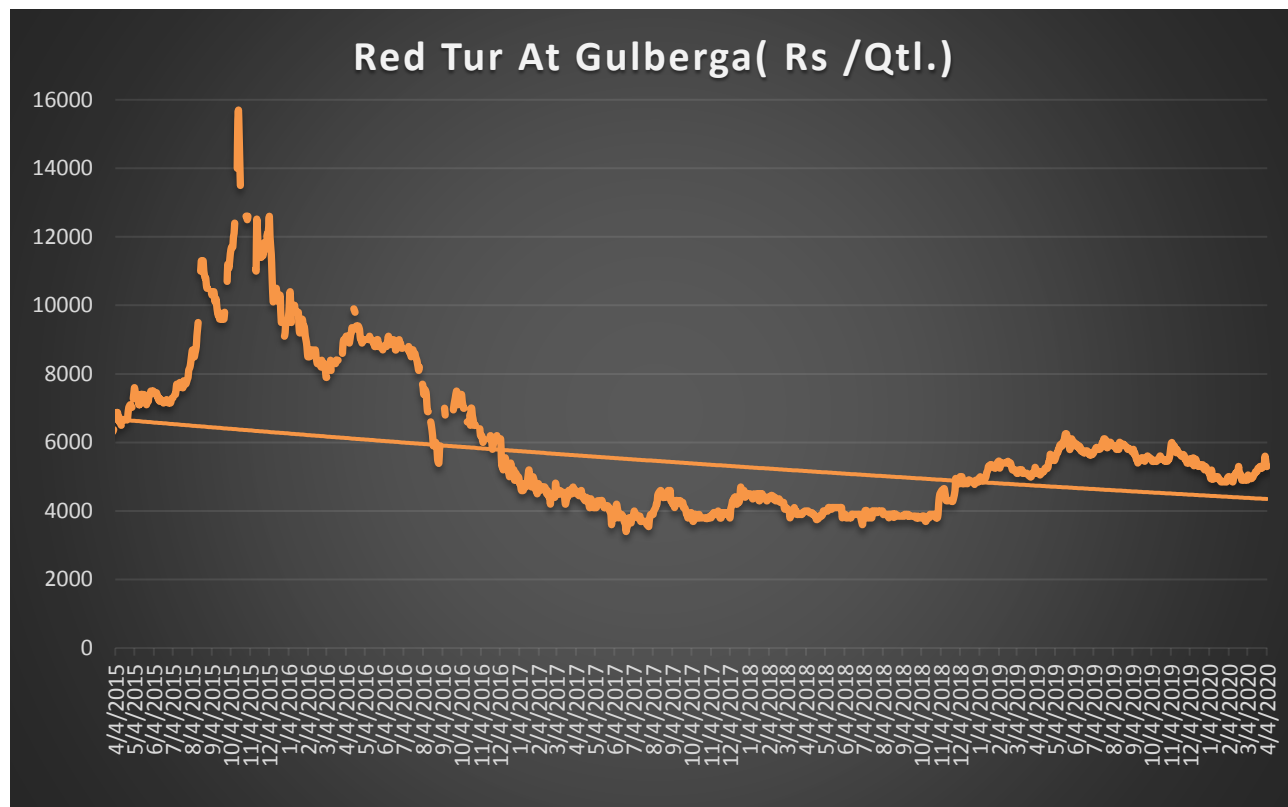


### Market Recap:

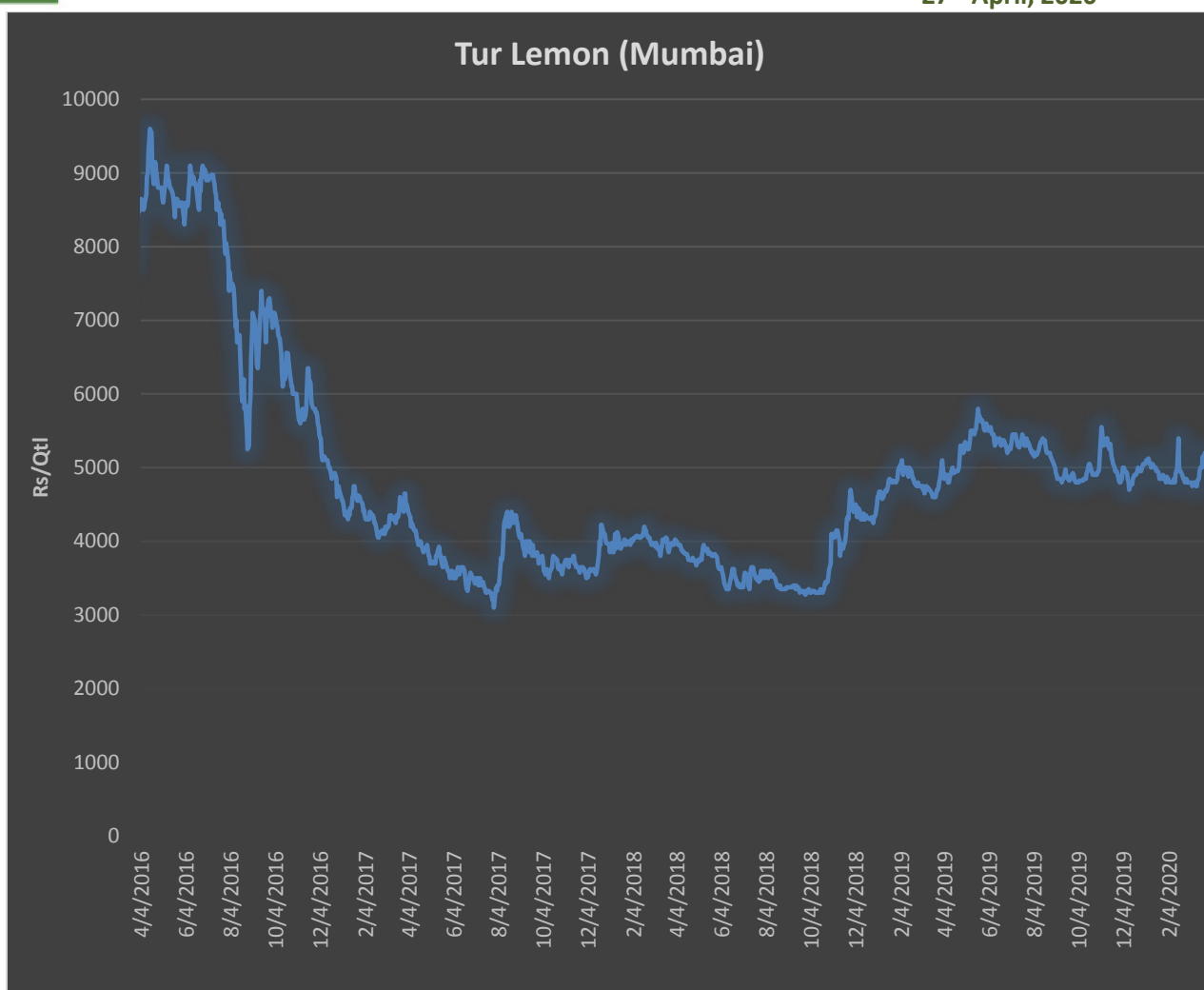
Despite lockdown and limited movement, tur may trade at Rs 5200-5500 in Gulbarga market in coming weeks. Procurement drive is expected now in bulk volume after 15<sup>th</sup> of April, if lockdown time line is relaxed, it may push market up again. In state like Uttar Pradesh, Rajasthan, Bihar and Gujarat late shown crop condition is very good and recent rains have benefitted more than loss by recent rains for harvested crops in Karnataka and MH. Agriwatch is still strict with 37.19 lakh MT production estimate. If weather remains favourable, production size may improve to 37.5 to 38 lakh MT. Quality of new crop coming into market is good so far.

### Current Market Dynamics & Outlook:

Tur procurement target has been fixed at 545573MT. As a nodal agencies Nafed and FCI would procure tur this year, supported by some state agencies too. FCI would procure tur in Karnataka when arrival would start picking up. Actually procurement target has been decreased this year due to lower kharif crop size, so that supply in open market continues. As of now around 3.70 lakh MT has been procured. Crop size may cross 37 lakh MT with prevailing good weather condition. Cash market is expected to trade in the range of Rs 5000-5400 during current March. Steady to slightly firm movement may prevail.



### Market Outlook:



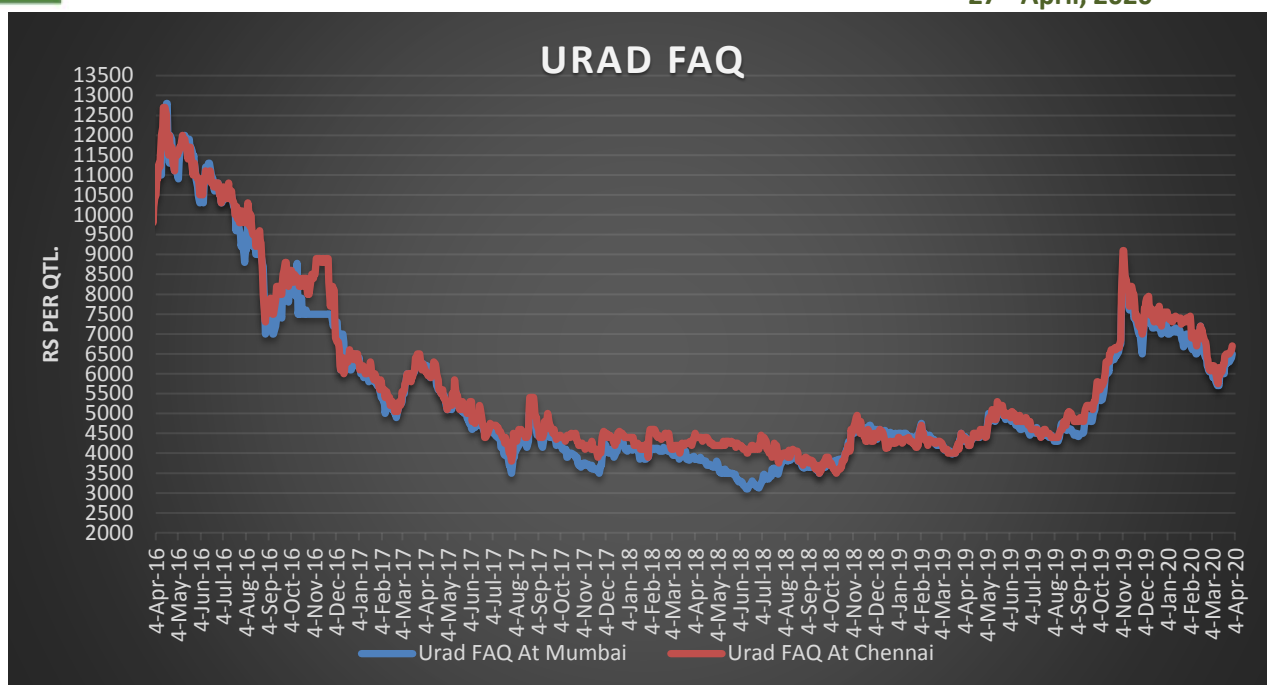
*In the 1st week of April-2020, average price in Gulberga market was up by Rs 150 to Rs 5200-5400, due to higher pace of procurement from new crop and private buying. Apart from this weak demand too are supportive to cash market. Tur price is likely to recover as procurement commences in bulk volume. New arrival started increasing now. Moisture level is decreasing with good sunshine in producing region. It may move up by Rs 200 per qtl. from current level to Rs 5500.*

#### **Black Matpe (Urad):**

*Market sources say that urad stock in Myanmar is around 3.5 lakh MT. Out of this old stock is said to be around 50,000 MT. Exporters in Myanmar are unwilling to sell urad at lower price as they are well aware of 4 lakh MT import quota approved by India for MY 2020-21. Vessels are expected by the third week of this month, coming from Myanmar via Singapore. As demand for India is higher than availability in Myanmar, price of urad is unlikely to decrease from current level. Under prevailing condition urad may trade steady to slightly firm.*

#### **Current Market Dynamics & Outlook:**

*Nafed has started intervening into the market with govt.'s consent as it has around 1.75 lakh MT old stock. It too may cap spike in the market. New Rabi crop would be available in March. Area under urad is expected to increase slightly in rabi season. However, it would be unable to compensate the loss seen in kharif season.*

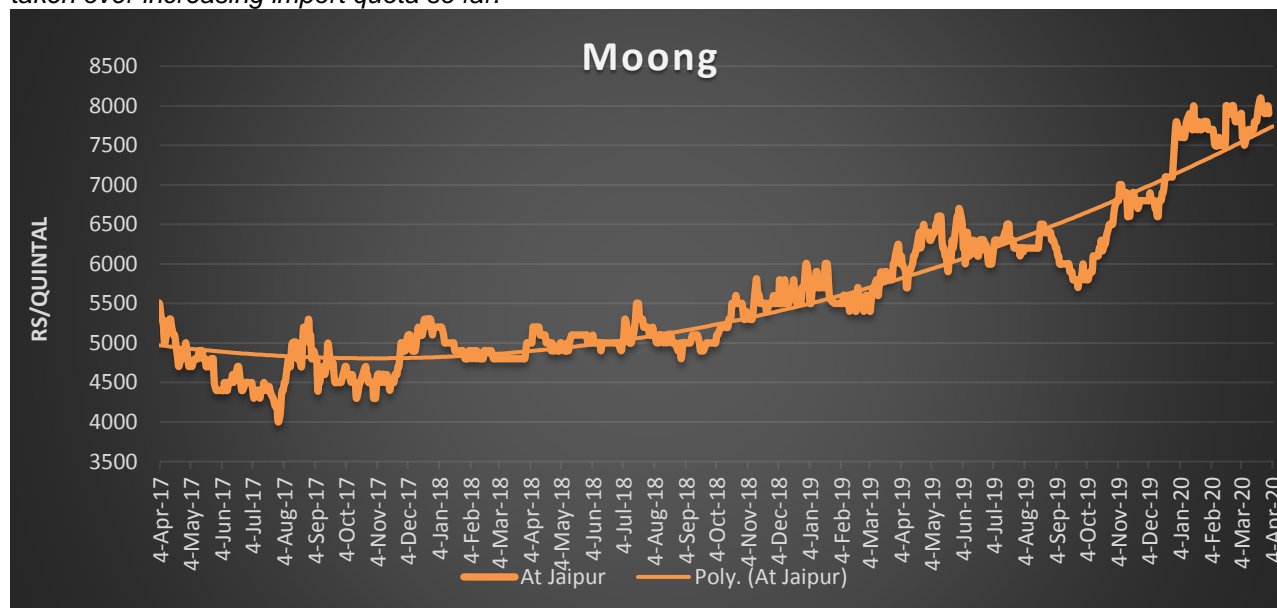


**Market Outlook:** Urad Prices are likely to show steady to firm momentum.

#### Green Gram (Moong):

##### Market Recap:

Moong cash market traded steady to slightly weak amid firm inner tone. Despite shortage of quality moong demand at higher level got affected and stockists are preferring to release stock slowly at higher level. In Jaipur market moong is being traded at Rs 7600-7650 and may decrease by Rs 200 in coming weeks. If prices continue to move up and govt. may interfere in the market. New crop from rabi season is not expected before mid-March. This week some downward pressure might be seen on cash moong market. Nafed and other agencies have procured 139908.41MT moong so far. Procurement is over in all states except Karnataka and Rajasthan. Old stock is around 92916.54 MT. This means total availability with Nafed and other agencies is 232,884.95 MT now. Govt may use this stock to cool down prices in domestic market. No decision has been taken over increasing import quota so far.



**Market Outlook:** Moong prices are likely to trade steady to slightly firm in the near term.

**Impot & Average Monthly CiF:**

Pulses Import	Chickpea		Tur		Green Peas		Lentil	
	Quantity/MT	CiF (\$/T)	Quantity/MT	CiF (\$/T)	Quantity/MT	CiF (\$/T)	Quantity/MT	CiF (\$/T)
Apr-19	20150.46	614.17	8057.84	585.92	2728.47	351.98	50968.45	416.82
May-19	28338.26	604.83	5245.7	574.29	8407.68	357.82	32749.37	418.89
Jun-19	22105.65	565.58	11598.9	609.62	7792.69	394.01	51102.96	418.69
Jul-19	36275.21	519.04	29566.5	630.63	16179.8	397.99	78570.91	420.26
Aug-19	33488.04	479.13	47454.12	676.06	8528.94	379.86	92189.73	418.81
Sep-19	28635.44	537.22	56687.75	647.23	475.64	373.7	104577	450.31
Oct-19	33319.98	548.97	141438.07	621.25	149.67	358.95	91835.21	446.93
Nov-19	28265.76	578.88	42195.15	608.17	6384.57	590.92	49685.34	451.19
Dec-19	33907.40	366.91	21161.618	644.37	2996.404	392.97	53615.47	450.32
Jan-20	29191.81	324.42	65432.53	634.88	885.1	405.1	2951.92	300.36
Feb-20	12387.14	387.24	1586.66	575.1	225.45	425.3	612.62	328.8
Mar-20								
Grand Total	306065.15	502.40	430424.84	618.87	54754.41	402.60	608858.98	411.03

Pulses Month	Black Matpe		Moong		Yellow Pea		Kidney Bean	
	Quantity/MT	CiF (\$/T)	Quantity/MT	CiF (\$/T)	Quantity/MT	CiF (\$/T)	Quantity/MT	CiF (\$/T)
Apr-19	431.18	465	513.34	751.56	35714.17	268.31	12881.52	918.81
May-19	1686.04	491.57	743.21	634.79	66284.46	273.12	8638.237	896.05
Jun-19	1582.34	523.16	3497.26	798.28	57214.31	268.76	9005.72	882.54
Jul-19	9099.37	657	11710.49	769.89	46579.47	270.91	11013.61	957.71
Aug-19	58631.61	631.04	17562.83	782.88	54535.91	257.92	10331.41	940.97
Sep-19	40521.56	608.33	21076.08	812.09	60692.86	280.64	5375.24	952.51
Oct-19	44317.83	633.76	12601.73	828.11	61103.25	275.91	10882.04	886.25
Nov-19	43978.87	783.54	1035.66	857.18	74401.71	693.02	9176.25	904.37
Dec-19	18040.296	1071.68	307	848.1	21976.095	303.35	11042.65	952.68
Jan-20	197.57	782.5	66	875	1225.23	308.1	8510	975.1
Feb-20	200.8	765.54	143.75	920.1	16.36	310.54	163.53	945.24
Mar-20								
Grand Total	218687.47	673.92	69257.35	807.09	479743.83	319.14	97020.21	928.38

Source-Trades (Export data is awaited)

**Rabi Pulses Sowing as on 31.01.2020:**

Rabi Pulses Progressive Sowing Area Coverage Till 31.01.2020 ( Area in Lakh Ha)					
Crop Name	Normal Area for whole Kharif Season	Area sown reported			
		This Year 2019-20	% of Normal for whole season	Last Year 2018-19	% diff. till date from last year
Gram	93.53	107.21	114.63	96.19	11.45
Lentil	14.19	16.07	113.21	16.91	-4.98
Peas	9.45	9.64	102.06	10.46	-7.77

Kulthi(Horse Gram)	2.04	5.15	252.66	5.43	-5.07
Urad	8.61	7.63	88.62	7.53	1.35
Moong	10.10	6.19	61.31	6.10	1.54
Lathyrus	4.13	3.31	79.99	3.09	6.88
Others	3.94	5.96	151.32	6.07	-1.76
Total Pulses	146.00	161.17	110.39	151.78	6.19

**Pulses Wise Technical Outlook For The Week:-**  
**Chana:**



**Technical Analysis:**

**Outlook:** –We expect prices to move steady to slightly weak in the coming days.

Chart depicts steady to slightly weak movement in March.

RSI is moving down in neutral region.

Expected price band for Chana in Delhi is 3700 to 4100 for this week.

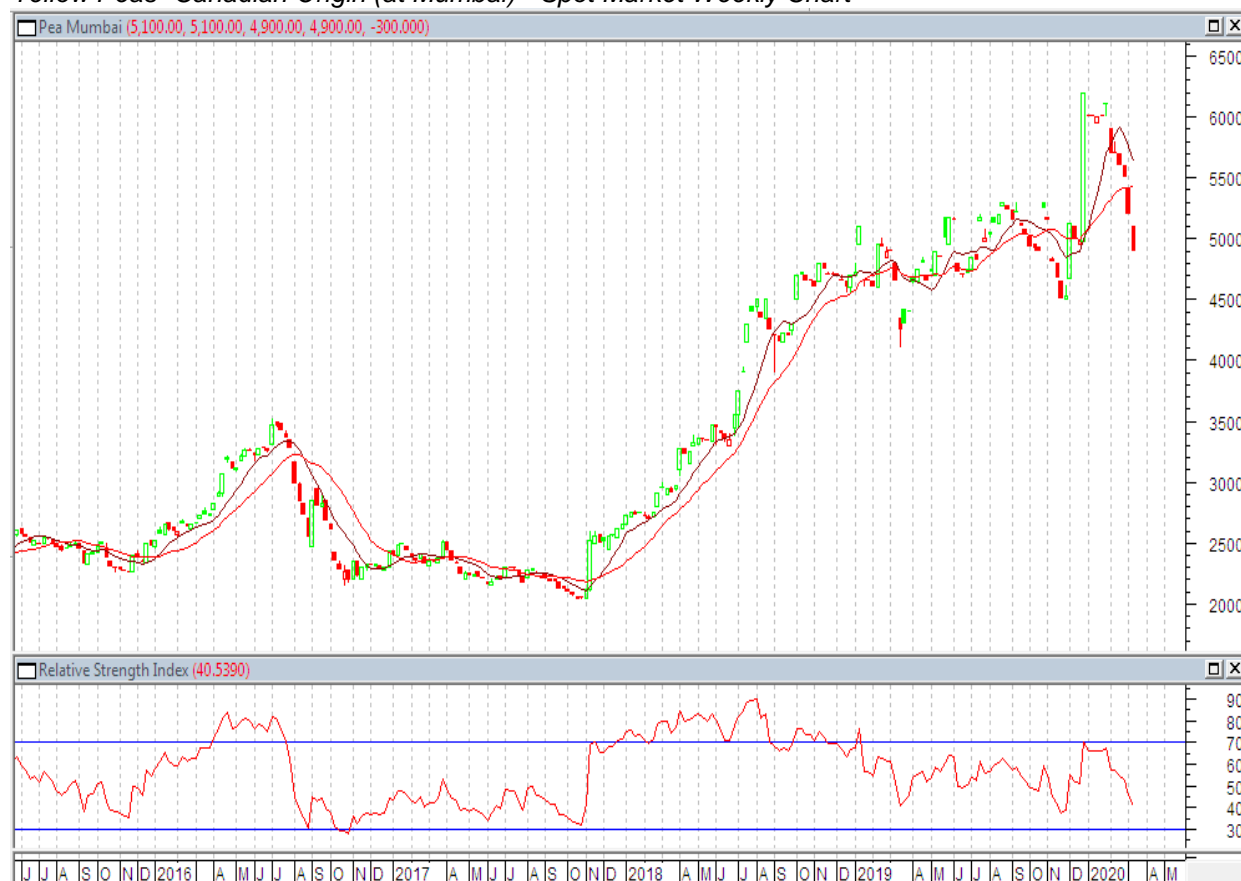
**Strategy:** Sell on rise

**Trade Recommendations:** Go short around 3950 with the first target of 3850 and second target 3750 with stop loss at 4050 level.

**Delhi Chana Physical:**

Support & Resistance				
S1	S1	PCP	R1	R2
3700	3800	3900	4150	4250

**Spot Market outlook:** Chana prices are likely to show steady to slightly weak movement this week

**Peas:**
**Yellow Peas -Canadian Origin (at Mumbai) - Spot Market Weekly Chart**


**Outlook** –Downward correction may be seen in pea market as chana may move down again and pressurize pea market. If chana trades weak .it may drag down peas price too..

**Technical Analysis:**

- Candle stick chart denotes weak movement in the market.
- RSI is moving down in neutral region.
- Expected price band for pea is 4700-5000 in this week

**Strategy:** *Sell on rise*

**Trade Recommendations:** Go short around 4950 with the first target of 4800 and second target 4700 with stop loss at 5050 level.

Support & Resistance				
S2	S1	PCP	R1	R2
4650	4750	4900	5050	5150

**Masoor:**



*Desi Masoor (at Kanpur) Spot Market Weekly Chart:*



**Outlook** –Steady to slightly weak movement is likely to be noticed in coming week.

**Technical analysis:**

Chart depicts steady to weak movement in the market.  
 RSI oscillator is moving weak in neutral region.  
 Expected price range is 4350-4600

**Strategy Sell on rise:**

**Trade Recommendations:** Sell around 4600 with the first target of 4500 and second target 4450 with stop loss at 4800 level.

Support & Resistance				
S2	S1	PCP	R1	R2
4300	4400	4550	4600	4750

**Tur:**  
**Tur (at Gulbarga) Spot Market Weekly Chart:**



**Outlook** - We expect prices to show firm movement in the coming week.

**Technical analysis:**

- Candlestick chart denotes firm movement in the market.
- Oscillator RSI is moving down in neutral region.
- Expected price range is 4750-5300

**Strategy:** Buy on dip

**Trade Recommendations:** -Go long around 4900 with the first target of 5050 and second target 5150 with stop loss at 4900 level.

Support & Resistance				
S2	S1	PCP	R1	R2
4800	4900	4950	5300	5450

**Urad:**

Urad FAQ- Burma Origin (at Mumbai) Spot Market Weekly Chart:



**Outlook** –We expect steady to slightly weak momentum in the coming week.

**Technical Analysis:**

- Candlestick chart shows steady to weak movement in the market.
- RSI is moving down in neutral region.
- Expected price range in 5700-6100

**Strategy:** Sell on rise

**Trade Recommendations:** Go short near 6050 for a target of 5800 and 5750 keeping stop-loss at 6150

Supports & Resistances				
S2	S1	PCP	R1	R2
5700	5800	5950	6150	6350

**Moong:**

**Desi Moong (at Jaipur) Spot Market Weekly Chart**


**Outlook** - We expect prices to notice steady to weak movement in this week.

**Technical Analysis:**

- Candlestick chart depicts weak movement in the market.
- RSI is steady in the neutral zone.
- Expected price band is 7200-7800 levels.

**Strategy:** *Sell on dip.*

**Trade Recommendations:** Go short near 7800 with target of 7600 and 7500 keeping stop loss of 7900 level.

Support & Resistance				
S2	S1	PCP	R1	R2
7400	7500	7700	7800	8000

**Indian Pulses MSP**

MSP (Rs/Quintal)	2010-11	2011-12	2012-13	2013-14	2014-15	2015-16	2016-17	2017-18	2018-19	2019-20
Tur (Arhar)	3000*	3200*	3850	4300	4350	4625**	5050** *	5450*	5675	5800
Moong	3170*	3500*	4400	4500	4600	4850**	5225** *	5575*	6975	7050
Urad	2900*	3300*	4300	4300	4350	4625**	5000** *	5400*	5600	5700
Gram	2100	2800	3000	3100	3175	3425	4000	4400* *	4620	4875
Lentil (Masur)	2250	2800	2900	2950	3075	3325	3925	4250** **	4475	4800
* For 2017-18 Tur (Arhar)5250+ 200 Bonus,Moong5375+ 200 bonus &Urad5200 + 200bonus										

\*: Additional Bonus of Rs 500 per quintal for market arrivals within the first two months of harvesting

\*\*\*: Additional Bonus of Rs 200 per quintal, \*\*\*:Additional Bonus of Rs 425 per quintal

**Pulses Production Snapshot by MOA:**

Pulses	Season	2 <sup>nd</sup> Adv Advance Estimate released on 23.09.2019								4th Adv est.	2019-20	
		2010-11	2011-12	2012-13	2013-14	2014-15	2015-16	2016-17	2017-18	2018-19	Tar get	2nd Adv Est
<b>Tur</b>	Kharif	2.86	2.65	3.02	3.17	2.81	2.56	4.87	4.29	3.32	4.6	3.69
<b>Gram</b>	Rabi	8.22	7.7	8.83	9.53	7.33	7.06	9.38	8	9.94	11.6	11.22
<b>Urad</b>	Kharif	1.4	1.23	1.43	1.15	1.28	1.25	2.18	2.75	2.36	2.9	1.72
	Rabi	0.36	0.53	0.47	0.55	0.68	0.7	0.66	0.74	0.7	0.8	0.53
	Total	1.76	1.76	1.9	1.7	1.96	1.95	2.84	3.49	3.06	3.7	2.25
<b>Moong</b>	Kharif	1.53	1.24	0.79	0.96	0.87	1	1.64	1.43	1.78	1.6	1.77
	Rabi	0.27	0.4	0.4	0.65	0.64	0.59	0.52	0.59	0.67	0.7	0.5
	Total	1.8	1.64	1.19	1.61	1.51	1.59	2.16	2.02	2.45	2.3	2.27
<b>Lentil</b>	Rabi	0.94	1.06	1.13	1.02	1.04	0.98	1.22	1.62	1.23	0	1.39
<b>Other Pulses</b>	Kharif	1.33	0.93	0.62	0.71	0.77	0.72	0.89	0.83	0.63	1	0.73
<b>Other Pulses</b>	Rabi	1.33	1.34	1.6	1.51	1.74	1.5	1.77	1.78	1.45	3.1	1.47
	Total	2.66	2.27	2.22	2.22	2.51	3.19	3.88	2.61	2.08	4.1	2.2
<b>Total Pulses</b>	Kharif	7.12	6.05	5.86	5.99	5.73	5.53	9.58	9.3	8.09	10.1	7.91
<b>Total Pulses</b>	Rabi	10.18	9.97	11.3	12.24	10.39	10.82	13.55	16.11	13.98	16.2	15.11
<b>All India</b>	Grand Total	17.3	16.02	17.16	18.23	16.12	16.35	23.13	25.41	22.07	26.3	23.02

Source:Govt of India

**International Pulses scenario:**

Canada Pulses:

Pulses & Crop year	Area Seeded	Area Harvested	Yield	Production	Imports	Totals supply	Exports	Total dom	Carry out stock	Stoc k to	Ave price
--------------------	-------------	----------------	-------	------------	---------	---------------	---------	-----------	-----------------	-----------	-----------

								estic use		use ratio	
Year	----- thousand ha -----		t.ha	----- thousand tonnes -----							\$/t
Dry Pea											
2015-16	1,489	1,470	2.18	3,201	15	3,900	2,647	1,077	176	5	365
2016-17	1,733	1,677	2.88	4,836	32	5,042	3,944	797	300	6	300
2017-18	1,656	1,642	2.5	4,112	12	4,424	3,083	691	650	17	265
2018-19F*	1,463	1,431	2.5	3,581	15	4,246	2,600	901	745	21	240-270
2019-20	1500	1475	2.51	3700	15	4115	2900	865	350	9	255-285
Lentils											
2015-16	1,633	1,630	1.56	2,541	16	2,922	2,145	704	73	3	965
2016-17	2,254	2,221	1.44	3,194	98	3,365	2,455	595	315	10	575
2017-18	1,783	1,774	1.44	2,559	35	2,908	1,537	495	876	43	475
2018-19F*	1,525	1,499	1.4	2,092	20	2,989	1,800	489	700	31	350-380
2019-20	1350	1335	1.5	2000	20	2820	1800	485	535	23	390-420
Dry Beans											
2015-16	124	119	2.2	234	81	342	330	18	2	0	865
2016-17	129	118	2.11	249	91	355	335	19	1	0	885
2017-18	133	131	2.45	322	86	409	351	23	35	9	760
2018-19F*	145	137	2.49	341	80	456	360	26	70	18	815-845
2019-20	145	143	2.14	345	80	515	350	25	140	37	790-820
Chickpeas											
2015-16	50	50	1.8	90	14	229	151	63	15	7	815
2016-17	62	44	1.86	82	27	129	108	20	1	1	1000
2017-18	68	68	1.49	102	48	151	116	34	1	1	950
2018-19F*	179	176	1.77	311	25	337	100	67	170	102	450-480
2019-20	75	74	1.76	130	18	348	100	68	180	107	520-550

Australia Area &amp; Production Estimate:

Australia Area Production Forecast												
Winter Crop source: Abares	Area					Production					Area % Ch(18-19)	Production % Ch(18-19)
S-Est.	2015-16	2016-17	2017-18s	2018-19f	2019-20f	2015-16	2016-17	2017-18s	2018-19f	2019-20f	From 2018-19	From 2018-19
F-Forecast	'000 ha	'000 ha	'000 ha	'000 ha	'000 ha	kt	kt	kt	kt	kt	'000 ha	kt



Chickpeas	677	1,069	1,075	303	370	875	2,004	998	282	366	22.11	29.79
Faba beans	220	233	313	178	227	301	484	416	217	326	27.53	50.23
Field peas	238	230	291	179	202	205	415	317	152	249	12.85	63.82
Lentils	225	276	418	303	285	182	680	543	323	384	-5.94	18.89
Lupins	534	515	612	500	483	652	1,031	714	693	678	-3.40	-2.1645

Source:ABARES

Australia Statewise:

**Table : Production, other crops, Australian states, 2016–17 to 2019–20**

Winter crops	New South Wales		Victoria		Queensland		South Australia		Western Australia		Tasmania	
	area	pro d.	area	pro d.	area	pro d.	area	pro d.	area	pro d.	area	pro d.
	'000 ha	kt	'000 ha	kt	'000 ha	kt	'000 ha	kt	'000 ha	kt	'000 ha	kt
<b>Chickpeas</b>												
2019-20f	100	123	20	24	180	198	12	15	8	12	0	0
2018–19 f	22	22	20	20	200	190	25	25	8	12	0	0
2017–18 s	450	407	55	60	575	638	30	35	6	8	0	0
2016–17	480	792	16	28	550	1,150	19	27	4	7	0	0
Five-year average to 2018–19	312	399	31	36	335	476	22	23	5	7	0	0
<b>Field peas</b>												
2019-20f	27	26	55	65	0	0	85	110	35	48	0	0
2018–19 f	39	29	50	35	0	0	70	50	20	38	0	0
2017–18 s	52	52	60	70	0	0	90	125	20	42	0	0
2016–17	50	85	49	100	0	0	100	175	31	55	0	0
Five-year average to 2018–19	53	60	58	62	0	0	99	114	26	39	0	0
<b>Lentils</b>												
2019-20	5	4	110	120	0	0	160	250	10	10	0	0
2018–19 f	7	5	125	105	0	0	160	200	11	13	0	0
2017–18 s	22	29	150	200	0	0	175	250	6	6	0	0
2016–17	5	10	110	200	0	0	160	470	0	0	0	0
Five-year average to 2018–19	3	4	128	137	0	0	147	249	4	4	0	0
<b>Lupins</b>												
2019-20	38	32	40	41	0	0	45	55	360	350	0	0
2018–19 f	50	38	30	20	0	0	40	35	380	600	0	1
2017–18 s	95	46	49	52	0	0	66	82	402	532	0	1
2016–17	51	66	33	60	0	0	70	100	361	805	0	0
Five-year average to 2018–19	69	65	38	38	0	0	61	69	352	555	0	0

f ABARES forecast. s ABARES estimate. Note: Zero is used to denote nil or less than 500 tonnes or 500 hectares.

Sources: ABARES; Australian Bureau of Statistics; Pulse Australia

**Pulses Weekly Price Sheet:**

Pulses	State	Market	Pulses Variety/Origin (Rs in Qtl)	23-Apr-20	18-Apr-20	23-Mar-20	23-Apr-19
Chana	Delhi	Delhi	Chana (Australia)	4350	4350	4600	4450
Chana	Maharashtra	Mumbai	Chana (Australia)	Closed	Closed	Closed	4250
Chana	West Bengal	Kolkatta	Chana (Australia)	NA	NA	4400	4600
Chana	Maharashtra	Mumbai	Chana (Australia) in \$/t	NA	Closed	Closed	NA
Chana	Maharashtra	Mumbai	Chana (Tanzania) in \$/t	NA	Closed	Closed	NA
Chana	Maharashtra	Mumbai	Kabuli Chana (Russia) in \$/t	650	Closed	Closed	NA
Chana	Delhi	Delhi	Chana Kantewala/Katawala (M.P. Origin)	4150	4200	4400	4300
Chana	Rajasthan	Ramganj	Chana (Both Desi and Kantewala)	closed	closed	Closed	4000
Chana	Madhya Pradesh	Indore	Chana kantewala/katawala	closed	closed	closed	4300
Chana	Madhya Pradesh	Dewas	Chana Kantewala/Katawala	closed	closed	closed	5600
Chana	Madhya Pradesh	Neemuch	Chana Kantewala/Katawala	Closed	Closed	Closed	4200
Chana	Madhya Pradesh	Rajgarh	Chana Kantewala/Katawala	closed	closed	Closed	NA
Chana	Maharashtra	Nanded	Chana Kantewala/Katawala	Closed	Closed	Closed	4400
Chana	Maharashtra	Barshi	Chana Kantewala/Katawala	Closed	3700	Closed	3800
Chana	Maharashtra	Mumbai	Chana (Ethiopia)	Closed	Closed	Closed	4200
Chana	Delhi	Delhi	Chana Rajasthan	4300	4250	Closed	4400
Chana	Maharashtra	Mumbai	Chana (Tanzania)	Closed	Closed	Closed	NA
Chana	Maharashtra	Akola	Chana Annagiri	Closed	Closed	4350	4325
Chana	Maharashtra	Latur	Chana Annagiri	Closed	Closed	Closed	4300
Chana	Maharashtra	Nagpur	Chana Annagiri	Closed	Closed	Closed	4250

Pulses	State	Market	Pulses Variety/Origin (Rs in Qtl)	23-Apr-20	18-Apr-20	23-Mar-20	23-Apr-19
Chana	Maharashtra	Nanded	Chana Annagiri	Closed	Closed	Closed	4450
Chana	Maharashtra	Udgir	Chana Annagiri	Closed	Closed	Closed	4300
Chana	Karnataka	Gulbarga	Chana Annagiri	Closed	Closed	Closed	NA
Chana	Delhi	Delhi	Chana Besan	5429	5571	Closed	5357
Chana	Maharashtra	Akola	Chana Chapa	Closed	Closed	4200	4325
Chana	Maharashtra	Nagpur	Chana chapa	Closed	Closed	Closed	4200
Chana	Maharashtra	Barshi	Chana Chapa	Closed	3900	Closed	4100
Chana	Madhya Pradesh	Gwalior	Chana Desi	closed	closed	closed	4000
Chana	Madhya Pradesh	Harda	Chana Desi	closed	closed	closed	NA
Chana	Madhya Pradesh	Ganjbasoda	Chana Desi	closed	closed	closed	3950
Chana	Madhya Pradesh	Katni	Chana Desi	closed	closed	closed	3975
Chana	Madhya Pradesh	Pipariya	Chana Desi	closed	closed	closed	4000
Chana	Madhya Pradesh	Morena	Chana Desi	closed	closed	closed	4025
Chana	Madhya Pradesh	Bina	Chana Desi	closed	closed	closed	3925
Chana	Madhya Pradesh	Dabra	Chana Desi	Closed	Closed	Closed	4250
Chana	Madhya Pradesh	Ashok Nagar	Chana Desi	closed	closed	closed	3925
Chana	Madhya Pradesh	Bhind	Chana Desi	closed	closed	closed	4200
Chana	Maharashtra	Ahmednagar	Chana Desi	Closed	Closed	Closed	NA
Chana	Maharashtra	Barshi	Chana Desi	Closed	3700	Closed	3800
Chana	Maharashtra	Nagpur	Chana Desi	Closed	Closed	Closed	4100
Chana	Maharashtra	Hinganghat	Chana Desi	Closed	Closed	Closed	4195
Chana	Rajasthan	Jaipur	Chana Desi	closed	closed	Closed	4400

Pulses	State	Market	Pulses Variety/Origin (Rs in Qtl)	23-Apr-20	18-Apr-20	23-Mar-20	23-Apr-19
Chana	Rajasthan	Sriganganagar	Chana Desi	closed	closed	Closed	4100
Chana	Rajasthan	Kekri	Chana Desi	4000	3900	Closed	4050
Chana	Rajasthan	Bundi	Chana Desi	closed	closed	Closed	4400
Chana	Rajasthan	Ajmer	Chana Desi	closed	closed	Closed	4070
Chana	Rajasthan	Alwar	Chana Desi	NA	3950	3900	NA
Chana	Andhra Pradesh	Vijaywada	Chana Desi	Closed	Closed	Closed	4500
Chana	Andhra Pradesh	Banagana palli	Chana Desi	NA	NA	NA	4700
Chana	Uttar Pradesh	Jhansi	Chana Desi	Closed	Closed	Closed	NA
Chana	Uttar Pradesh	Kanpur	Chana Desi	4700	4800	Closed	4400
Chana	Gujarat	Dahod	Chana Desi	4000	4050	3950	4225
Chana	Rajasthan	Bikaner	Chana	closed	closed	Closed	4250
Chana	Maharashtra	Jalgaon	Chana	Closed	Closed	Closed	NA
Chana	Maharashtra	Solapur	Chana	Closed	Closed	4200	4650
Chana	Maharashtra	Amaravati	Chana	4000	Closed	Closed	4250
Chana	Chhattisgarh	Raipur	Chana	Closed	Closed	Closed	4200
Chana	Karnataka	Sedam	Chana	NA	4100	3825	NA
Chana	Maharashtra	Jalna	Chana Gauran	3850	Closed	Closed	NA
Chana	Maharashtra	Latur	Chana Gauran	Closed	Closed	Closed	4150
Chana	Madhya Pradesh	Ujjain	Chana Dollar	closed	closed	closed	5200
Chana	Maharashtra	Jalna	Chana Pila	3900	Closed	Closed	NA
Chana	Maharashtra	Latur	Chana G 12/Vijay	Closed	Closed	Closed	4400
Chana	Maharashtra	Udgir	Chana Vijay	Closed	Closed	Closed	4200

Pulses	State	Market	Pulses Variety/Origin (Rs in Qtl)	23-Apr-20	18-Apr-20	23-Mar-20	23-Apr-19
Chana	Madhya Pradesh	Indore	Kabuli Chana 58-60 Export Quality	closed	closed	closed	5300
Chana	Madhya Pradesh	Indore	Kabuli Chana 44-46 Mill Quality	closed	closed	closed	6400
Chana	Maharashtra	Mumbai	Kabuli Chana (Russia)	Closed	Closed	Closed	4150
Chana	Madhya Pradesh	Indore	Raw Kabuli Chana Quality	closed	closed	closed	5800
Chana	Madhya Pradesh	Dabra	Kabuli Chana	Closed	Closed	Closed	NA
Chana	Maharashtra	Latur	Chana Mixed (Mill)	Closed	Closed	Closed	4150
Chana	Maharashtra	Akola	Chana Mixed	Closed	Closed	4175	4200
Chana	Maharashtra	Ahmednagar	Chana Vishal	Closed	Closed	Closed	NA
Chana	Karnataka	Gulbarga	Chana Dall (Branded)	Closed	Closed	Closed	NA
Chana	Madhya Pradesh	Indore	Chana Dall (Average Quality)	closed	closed	closed	5500
Chana	Delhi	Delhi	Chana Dall	5100	5300	Closed	5125
Chana	Maharashtra	Jalgoan	Chana Dall	Closed	Closed	Closed	NA
Chana	Maharashtra	Latur	Chana Dall	Closed	Closed	Closed	5600
Chana	Madhya Pradesh	Gwalior	Chana Dall	closed	closed	closed	5200
Chana	Rajasthan	Bikaner	Chana Dall	closed	closed	Closed	5100
Chana	Maharashtra	Nagpur	Chana Dall	Closed	Closed	Closed	NA
Chana	Madhya Pradesh	Dabra	Chana Dall	Closed	Closed	Closed	NA
Chana	Karnataka	Gulbarga	Chana Dall	Closed	Closed	Closed	NA
Chana	Madhya Pradesh	Pipariya	Chana Dall	closed	closed	closed	5600
Chana	Uttar Pradesh	Kanpur	Chana Dall	5300	5500	Closed	5000
Chana	Jharkhand	Jamshedpur	Chana Dall	Closed	Closed	Closed	5125
Chana	Maharashtra	Akola	Chana Dall	Closed	Closed	5400	5150

Pulses	State	Market	Pulses Variety/Origin (Rs in Qtl)	23-Apr-20	18-Apr-20	23-Mar-20	23-Apr-19
Chana	Maharashtra	Barshi	Chana Dall	Closed	6200	Closed	6400
Chana	Madhya Pradesh	Bhind	Chana Dall	closed	closed	closed	5300
Masur	Uttar Pradesh	Kanpur	Masur (Bareilly)	4625	4850	Closed	4325
Masur	Uttar Pradesh	Kanpur	Masur Mill Quality Kanpur	4650	4900	Closed	4250
Masur	Madhya Pradesh	Gwalior	Masur	closed	closed	closed	3800
Masur	Madhya Pradesh	Vidisha	Masur	Closed	Closed	Closed	3775
Masur	Madhya Pradesh	Ganj Basoda	Masur	closed	closed	closed	3850
Masur	Madhya Pradesh	Katni	Masur	closed	closed	closed	3950
Masur	Uttar Pradesh	Jhansi	Masur	Closed	Closed	Closed	NA
Masur	Bihar	Patna	Masur	Closed	Closed	Closed	4350
Masur	Chhattisgarh	Raipur	Masur	Closed	Closed	Closed	4300
Masur	Madhya Pradesh	Ashok Nagar	Masur Desi	closed	closed	closed	3825
Masur	Madhya Pradesh	Pipariya	Masur Desi	closed	closed	closed	3850
Masur	Madhya Pradesh	Neemuch	Masur Desi	Closed	Closed	Closed	3976
Masur	Madhya Pradesh	Indore	Masur Medium (barik)	closed	closed	closed	3700
Masur	Madhya Pradesh	Dabra	Masur Medium	Closed	Closed	Closed	NA
Masur	Madhya Pradesh	Rajgarh	Masur Medium	closed	closed	Closed	NA
Masur	Jharkhand	Jamshedpur	Masur Dall Malka	Closed	Closed	Closed	5000
Masur	Madhya Pradesh	Gwalior	Masur Dall Malka	closed	closed	closed	4850
Masur	Madhya Pradesh	Indore	Masur Dall (Medium)	closed	closed	closed	5200
Masur	Delhi	Delhi	Masur Dall Choti	7000	7100	Closed	5400
Masur	Delhi	Delhi	Masur Badi /Malka dal	6600	6600	Closed	4900



Pulses	State	Market	Pulses Variety/Origin (Rs in Qtl)	23-Apr-20	18-Apr-20	23-Mar-20	23-Apr-19
Masur	Delhi	Delhi	Masur Canadian	5700	5600	Closed	4000
Masur	West Bengal	Kolkatta	Masur (Canada)	5900	6100	5000	#N/A
Masur	Tamil Nadu	Chennai	Yellow Lentil (Canada Laird No.1)	11000	11000	Closed	8825
Masur	Tamil Nadu	Chennai	Yellow Lentil (Canada Laird No.2)	10800	10800	Closed	8600
Masur	Tamil Nadu	Chennai	Yellow Lentil (Canada Laird No.3)	10600	10600	Closed	8525
Masur	Madhya Pradesh	Indore	Masur Mota Masra	closed	closed	closed	3750
Masur	Madhya Pradesh	Indore	Masur Chota (FAQ)	closed	closed	closed	3725
Masur	Maharashtra	Mumbai	Masur (Canada)(Container)	Closed	Closed	Closed	4100
Masur	Maharashtra	Mumbai	Masur Vessel	Closed	Closed	Closed	3975
Masur	Delhi	Delhi	Masur (Kotaline)	5625	5600	Closed	4325
Masur	Delhi	Delhi	Masur (Sikri Line)	6100	6100	Closed	5100
Masur	Delhi	Delhi	Masur Chanti-Export Quality	7600	7800	Closed	6250
Masur	Madhya Pradesh	Bina	Masur Kali	closed	closed	closed	3825
Moong	Maharashtra	Mumbai	Moong Annaseva (Burma) in \$/t	940	Closed	Closed	NA
Moong	Maharashtra	Mumbai	Moong Pedishewa/Pedisheva/(Burma) in \$/t	1050	Closed	Closed	NA
Moong	Maharashtra	Mumbai	Moong Pokako/Pakaku (Burma) in \$/t	950	Closed	Closed	NA
Moong	Maharashtra	Mumbai	Moong (Tanzania)	Closed	Closed	Closed	5600
Moong	Delhi	Delhi	Moong (Kanpur-U.P.)	NA	NA	Closed	NA
Moong	Delhi	Delhi	Moong Desi (Merta City-Raj)	9000	9000	Closed	5800
Moong	Delhi	Delhi	Moong (Mertacity Polish-Raj)	9500	9500	Closed	6300
Moong	Karnataka	Gulbarga	Moong FAQ	Closed	Closed	Closed	NA
Moong	Uttar Pradesh	Kanpur	Moong (UP line)	9200	9500	Closed	NA

Pulses	State	Market	Pulses Variety/Origin (Rs in Qtl)	23-Apr-20	18-Apr-20	23-Mar-20	23-Apr-19
Moong	Maharashtra	Akola	Moong	Closed	Closed	7500	5700
Moong	Maharashtra	Barshi	Moong	Closed	9000	Closed	5300
Moong	Maharashtra	Ahmednagar	Moong	Closed	Closed	Closed	NA
Moong	Madhya Pradesh	Harda	Moong	closed	closed	closed	NA
Moong	Rajasthan	Kekri	Moong	8000	7900	Closed	6000
Moong	Maharashtra	Latur	Moong	Closed	Closed	Closed	5400
Moong	Madhya Pradesh	Dabra	Moong	Closed	Closed	Closed	NA
Moong	Rajasthan	Sriganganagar	Moong	Closed	Closed	Closed	NA
Moong	Andhra Pradesh	Vijaywada	Moong	Closed	Closed	Closed	6000
Moong	Rajasthan	Ajmer	Moong Desi	closed	closed	Closed	5900
Moong	Uttar Pradesh	Hathras	Moong Desi	Closed	Closed	Closed	NA
Moong	Madhya Pradesh	Pipariya	Moong Desi	closed	closed	closed	5400
Moong	Maharashtra	Udgir	Moong Desi	Closed	Closed	Closed	5500
Moong	Gujarat	Dahod	Moong (Chamki)	6500	6500	6500	4000
Moong	Karnataka	Gulbarga	Moong (Chamki)	Closed	Closed	Closed	NA
Moong	Madhya Pradesh	Indore	Moong (Chamki)	closed	closed	closed	5500
Moong	Maharashtra	Jalgoan	Moong (Chamki)	Closed	Closed	Closed	NA
Moong	Maharashtra	Jalna	Moong (Chamki)	NA	Closed	Closed	NA
Moong	Rajasthan	Jaipur	Moong (Chamki)	closed	closed	Closed	6200
Moong	Rajasthan	Merta	Moong Chilka	9400	9500	Closed	6300
Moong	Rajasthan	Merta	Moong Mogar	9200	9300	Closed	6000
Moong	Rajasthan	Merta	Moong Polish	9400	9500	Closed	6300

Pulses	State	Market	Pulses Variety/Origin (Rs in Qtl)	23-Apr-20	18-Apr-20	23-Mar-20	23-Apr-19
Moong	Karnataka	Yadgir	Moong Polish	NA	NA	Closed	NA
Moong	Karnataka	Gulbarga	Moong Dall Mogar (Colourful Branded)	Closed	Closed	Closed	NA
Moong	Rajasthan	Bikaner	Moong Dall Split (Average)	closed	closed	Closed	7500
Moong	Delhi	Delhi	Moong (Chilka Dal-Raj)	11500	11500	Closed	7500
Moong	Delhi	Delhi	Moong Mogar Dall	12000	12000	Closed	7500
Moong	Maharashtra	Akola	Moong Dall Mogar (bold)	Closed	Closed	9100	7500
Moong	Madhya Pradesh	Indore	Moong Dall Mogar	closed	closed	closed	7600
Moong	Jharkhand	Jamshedpur	Moong Dall Mogar	Closed	Closed	Closed	4850
Moong	Jharkhand	Jamshedpur	Moong Dal Mogar (Sortex)	Closed	Closed	Closed	7700
Moong	Maharashtra	Mumbai	Moong Kenya	Closed	Closed	Closed	6000
Moong	Maharashtra	Mumbai	Moong Pokako/Pakkaku	Closed	Closed	Closed	5400
Moong	Maharashtra	Jalna	Moong Gauran	NA	Closed	Closed	NA
Moong	Karnataka	Sedam	Moong Green	NA	NA	NA	NA
Moong	West Bengal	Kolkatta	Moong Pedishewa/Pedisheva	NA	NA	NA	#N/A
Moth	Rajasthan	Jaipur	Moth	closed	closed	Closed	5700
Moth	Rajasthan	Nokha	Moth	6400	6700	Closed	5600
Moth	Rajasthan	Bhilwara	Moth	Closed	Closed	Closed	4500
Pea	Maharashtra	Mumbai	Peas White/Yellow (America)	Closed	Closed	Closed	4700
Pea	Maharashtra	Mumbai	Peas Green (America)	Closed	Closed	Closed	7000
Pea	Uttar Pradesh	Kanpur	Peas White (Canada)	NA	4600	Closed	NA
Pea	Maharashtra	Mumbai	Peas White/Yellow (Canada)	Closed	Closed	Closed	4700
Pea	West Bengal	Kolkatta	Peas Yellow/White (Canada)	NA	NA	5800	#N/A

Pulses	State	Market	Pulses Variety/Origin (Rs in Qtl)	23-Apr-20	18-Apr-20	23-Mar-20	23-Apr-19
Pea	Maharashtra	Mumbai	Peas Green (Canada)	Closed	Closed	Closed	7000
Pea	West Bengal	Kolkatta	Peas Green (Canada)	NA	NA	NA	#N/A
Pea	West Bengal	Kolkatta	Peas Yellow/White (Russia)	NA	NA	5700	#N/A
Pea	Maharashtra	Mumbai	Peas Yellow (Russia)	Closed	Closed	Closed	NA
Pea	Uttar Pradesh	Kanpur	Peas Desi	4700	4700	Closed	4700
Pea	Madhya Pradesh	Gwalior	Peas White	closed	closed	closed	NA
Pea	Madhya Pradesh	Harpalpur	Peas White	closed	closed	closed	4300
Pea	Uttar Pradesh	Jhansi	Peas White	Closed	Closed	Closed	NA
Pea	Madhya Pradesh	Dabra	Peas White	Closed	Closed	Closed	NA
Pea	Delhi	Delhi	Peas Green	11500	12300	Closed	7350
Pea	Madhya Pradesh	Dabra	Peas Green	Closed	Closed	Closed	4100
Pea	Delhi	Delhi	Peas Yellow	6500	6500	Closed	5225
Pea	Jharkhand	Jamshedpur	Peas Dall	Closed	Closed	Closed	5300
Pea	Madhya Pradesh	Gwalior	Peas White Dall	closed	closed	closed	NA
Tur	Maharashtra	Mumbai	Tur Lemon (Burma) in \$/t	630	Closed	Closed	690
Tur	Tamil Nadu	Chennai	Tur Lemon (Burma) in \$/t	NA	NA	NA	NA
Tur	Uttar Pradesh	Kanpur	Tur (MP)	5100	5300	Closed	5500
Tur	Uttar Pradesh	Kanpur	Tur (UP Line)	5200	5400	Closed	5600
Tur	Maharashtra	Nagpur	Tur (Mah.)	Closed	Closed	Closed	5450
Tur	Madhya Pradesh	Indore	Tur Mah. Origin	closed	closed	closed	5600
Tur	Maharashtra	Jalna	Tur BDM	5250	Closed	Closed	NA
Tur	Maharashtra	Hinganghat	Tur	Closed	Closed	Closed	5750
Tur	Maharashtra	Solapur	Tur	Closed	Closed	5350	5550

Pulses	State	Market	Pulses Variety/Origin (Rs in Qtl)	23-Apr-20	18-Apr-20	23-Mar-20	23-Apr-19
Tur	Madhya Pradesh	Katni	Tur	closed	closed	closed	5000
Tur	Madhya Pradesh	Bhind	Tur	closed	closed	closed	4800
Tur	Madhya Pradesh	Dabra	Tur	Closed	Closed	Closed	NA
Tur	Chhattisgarh	Raipur	Tur	Closed	Closed	Closed	5700
Tur	Telangana	Warangal	Tur Desi	NA	NA	NA	5060
Tur	Andhra Pradesh	Dhone	Tur Desi	NA	NA	NA	NA
Tur	Madhya Pradesh	Morena	Tur Desi	closed	closed	closed	4800
Tur	Madhya Pradesh	Pipariya	Tur Desi	closed	closed	closed	5600
Tur	Karnataka	Gulbarga	Tur Red FAQ	Closed	Closed	Closed	NA
Tur	Uttar Pradesh	Hathras	Tur Red Desi	Closed	Closed	Closed	NA
Tur	Maharashtra	Jalna	Tur Red (Variety-Maruti)	5000	Closed	Closed	NA
Tur	Karnataka	Sedam	Tur Red	5500	5350	5000	NA
Tur	Karnataka	Yadgir	Tur Red	NA	5426	Closed	NA
Tur	Maharashtra	Latur	Tur Red	Closed	Closed	Closed	5500
Tur	Maharashtra	Udgir	Tur Red	Closed	Closed	Closed	5400
Tur	Maharashtra	Akola	Tur Red	Closed	Closed	5600	5300
Tur	Maharashtra	Amaravati	Tur Red	5350	Closed	Closed	5350
Tur	Maharashtra	Ahmednagar	Tur Red	Closed	Closed	Closed	NA
Tur	Maharashtra	Barshi	Tur Red	Closed	5000	Closed	5000
Tur	Gujarat	Dahod	Tur Red	4750	4800	4400	4650
Tur	Karnataka	Yadgir	Tur White	NA	NA	Closed	NA
Tur	Gujarat	Dahod	Tur White	4800	5000	4800	5100
Tur	Maharashtra	Ahmednagar	Tur White	Closed	Closed	Closed	NA
Tur	Maharashtra	Barshi	Tur White	Closed	5200	Closed	5200
Tur	Maharashtra	Jalgaon	Tur White Desi	Closed	Closed	Closed	NA

Pulses	State	Market	Pulses Variety/Origin (Rs in Qtl)	23-Apr-20	18-Apr-20	23-Mar-20	23-Apr-19
Tur	Maharashtra	Ahmednagar	Tur Black	Closed	Closed	Closed	NA
Tur	Maharashtra	Jalna	Tur Black	NA	Closed	Closed	NA
Tur	Maharashtra	Barshi	Tur Black	Closed	5000	Closed	4400
Tur	Maharashtra	Latur	Tur White	Closed	Closed	Closed	NA
Tur	Maharashtra	Jalna	Tur White	5150	Closed	Closed	NA
Tur	Andhra Pradesh	Vijaywada	Tur Lemon	Closed	Closed	Closed	4800
Tur	Tamil Nadu	Chennai	Tur Lemon	Closed	Closed	Closed	4950
Tur	West Bengal	Kolkatta	Tur Lemon (Burma)	NA	NA	NA	#N/A
Tur	Delhi	Delhi	Tur Lemon (Burma)	5400	5400	Closed	5175
Tur	Maharashtra	Mumbai	Tur Lemon (Burma)	Closed	Closed	Closed	4950
Tur	Jharkhand	Jamshedpur	Tur Dall	Closed	Closed	Closed	7600
Tur	Maharashtra	Jalgaon	Tur Dall	Closed	Closed	Closed	NA
Tur	Madhya Pradesh	Bhind	Tur Dall	NA	NA	closed	8000
Tur	Madhya Pradesh	Pipariya	Tur Dall (Non-Sortex)	closed	closed	closed	8500
Tur	Maharashtra	Akola	Tur Dall Sava no.	Closed	Closed	6900	7300
Tur	Maharashtra	Barshi	Tur Dall Sava no.	Closed	7400	Closed	6500
Tur	Karnataka	Gulbarga	Tur Sava No. Dall	Closed	Closed	Closed	NA
Tur	Maharashtra	Akola	Tur Dall Phatka	Closed	Closed	7800	7800
Tur	Maharashtra	Barshi	Tur Dall Phatka	Closed	8900	Closed	7400
Tur	Maharashtra	Latur	Tur Dall Phatka	Closed	Closed	Closed	8000
Tur	Madhya Pradesh	Indore	Tur Dall Phatka (General)	closed	closed	closed	7800
Tur	Karnataka	Gulbarga	Tur Dall Pathka (Sortex)	Closed	Closed	Closed	NA
Tur	Karnataka	Gulbarga	Tur Dall Phatka (Non Sortex)	Closed	Closed	Closed	NA
Tur	Maharashtra	Latur	Tur Sava Dall	Closed	Closed	Closed	7200



Pulses	State	Market	Pulses Variety/Origin (Rs in Qtl)	23-Apr-20	18-Apr-20	23-Mar-20	23-Apr-19
Urad	Maharashtra	Mumbai	Urad FAQ (Burma) in \$/t	750	Closed	Closed	560
Urad	Tamil Nadu	Chennai	Urad FAQ (Burma) in \$/t	NA	NA	NA	NA
Urad	Tamil Nadu	Chennai	Urad SQ (Burma) in \$/t	NA	NA	NA	NA
Urad	Maharashtra	Mumbai	Urad SQ (Burma) in \$/t	840	Closed	Closed	665
Urad	West Bengal	Kolkatta	Urad FAQ (Burma)	6800	7000	6300	#N/A
Urad	Maharashtra	Mumbai	Urad FAQ (Burma)	Closed	Closed	Closed	4400
Urad	Madhya Pradesh	Indore	Urad (Mah. origin)	closed	closed	closed	5100
Urad	Madhya Pradesh	Indore	Urad	closed	closed	closed	5100
Urad	Madhya Pradesh	Harpalpur	Urad	closed	closed	closed	NA
Urad	Madhya Pradesh	Ganjbasa da	Urad	closed	closed	closed	NA
Urad	Rajasthan	Jaipur	Urad	closed	closed	Closed	4800
Urad	Rajasthan	Kekri	Urad	6400	NA	Closed	4500
Urad	Rajasthan	Bundi	Urad	closed	closed	Closed	3900
Urad	Maharashtra	Ahmednagar	Urad	Closed	Closed	Closed	NA
Urad	Maharashtra	Barshi	Urad	Closed	7050	Closed	4300
Urad	Maharashtra	Jalna	Urad	NA	Closed	Closed	NA
Urad	Maharashtra	Latur	Urad	Closed	Closed	Closed	4600
Urad	Uttar Pradesh	Jhansi	Urad	Closed	Closed	Closed	NA
Urad	Karnataka	Sedam	Urad	NA	NA	NA	NA
Urad	Gujarat	Dahod	Urad	6500	6500	6000	4700
Urad	Madhya Pradesh	Ashok Nagar	Urad Desi	closed	closed	closed	3500
Urad	Madhya Pradesh	Neemuch	Urad Desi	Closed	Closed	Closed	4400
Urad	Madhya Pradesh	Pipariya	Urad Desi	closed	closed	closed	3500
Urad	Rajasthan	Ramganj	Urad Desi	closed	closed	Closed	4250
Urad	Rajasthan	Bhilwara	Urad Desi	Closed	Closed	Closed	NA
Urad	Maharashtra	Jalgoan	Urad Desi	Closed	Closed	Closed	NA

Pulses	State	Market	Pulses Variety/Origin (Rs in Qtl)	23-Apr-20	18-Apr-20	23-Mar-20	23-Apr-19
Urad	Maharashtra	Udgir	Urad Desi	Closed	Closed	Closed	4500
Urad	Maharashtra	Akola	Urad Desi	Closed	Closed	6200	4700
Urad	Uttar Pradesh	Kanpur	Urad Desi	6700	6800	Closed	4450
Urad	Telangana	Adilabad	Urad Desi	NA	NA	NA	NA
Urad	Telangana	Warangal	Urad Desi	NA	NA	NA	5335
Urad	Delhi	Delhi	Urad Desi	6600	6800	Closed	4700
Urad	Karnataka	Gulbarga	Urad FAQ	Closed	Closed	Closed	NA
Urad	Delhi	Delhi	Urad FAQ	6800	6800	Closed	NA
Urad	Tamil Nadu	Chennai	Urad FAQ (Chota Dana)	Closed	Closed	Closed	4350
Urad	Delhi	Delhi	Urad SQ	7300	7300	Closed	5550
Urad	Tamil Nadu	Chennai	Urad SQ	Closed	Closed	Closed	5350
Urad	Andhra Pradesh	Vijaywada	Urad (Polish)	Closed	Closed	Closed	5700
Urad	Andhra Pradesh	Guntur	Urad (Polish)	7400	7400	7000	5650
Urad	Andhra Pradesh	Guntur	Urad (Unpolish)	6900	6900	6600	5300
Urad	Andhra Pradesh	Vijaywada	Urad Sada(Bada)	Closed	Closed	Closed	5500
Urad	Andhra Pradesh	Guntur	Urad Gota Branded	10500	10600	10900	7650
Urad	Madhya Pradesh	Dabra	Urad Kali	Closed	Closed	Closed	NA
Urad	Madhya Pradesh	Dabra	Urad Lal	Closed	Closed	Closed	NA
Urad	Madhya Pradesh	Dabra	Urad Rangoli	Closed	Closed	Closed	NA
Urad	Madhya Pradesh	Bina	Urad (Black and Brown)	closed	closed	closed	NA
Urad	Madhya Pradesh	Indore	Urad Dall Mogar (General-Average)	closed	closed	closed	8000
Urad	Rajasthan	Bikaner	Urad Dall Split (Average)	closed	closed	Closed	5700
Urad	Jharkhand	Jamshedpur	Urad Dall Mogar	Closed	Closed	Closed	7400
Urad	Karnataka	Gulbarga	Urad Dall Mogar (Local branded)	Closed	Closed	Closed	NA
Urad	Andhra Pradesh	Guntur	Urad Dall (Branded)	10500	10600	10900	7650

Pulses	State	Market	Pulses Weekly Arrivals	23-Apr-20	18-Apr-20	23-Mar-20	23-Apr-19
Chana	Delhi	Delhi	Chana Both(MP and Raj. Origin) in Motors/trucks	15	30	15	30
Chana	Rajasthan	Ramganj	Chana (Both Desi and kantewala) in Qtls.	closed	closed	Closed	3000
Chana	Madhya Pradesh	Indore	Chana Kantewala/Katawala in Qtls.	closed	closed	closed	1000
Chana	Madhya Pradesh	Dewas	Chana Kantewala/Katawala in Qtls.	closed	closed	closed	4000
Chana	Madhya Pradesh	Neemuch	Chana Kantewala/Katawala in Qtls.	Closed	Closed	Closed	1800
Chana	Madhya Pradesh	Rajgarh	Chana Kantewala/Katawala in Qtls.	closed	closed	Closed	NA
Chana	Madhya Pradesh	Dabra	Kabuli Chana in Qtls.	Closed	Closed	Closed	NA
Chana	Madhya Pradesh	Bhind	Chana Desi in Qtls.	closed	closed	closed	30
Chana	Madhya Pradesh	Bina	Chana Desi in Qtls.	closed	closed	closed	1500
Chana	Madhya Pradesh	Dabra	Chana Desi in Qtls.	Closed	Closed	Closed	1500
Chana	Madhya Pradesh	Dabra	Chana Dall in Qtls.	Closed	Closed	Closed	NA
Chana	Madhya Pradesh	Ganjbasa	Chana Desi in Qtls.	Closed	Closed	closed	3500
Chana	Madhya Pradesh	Gwalior	Chana Desi in Qtls.	closed	closed	closed	200
Chana	Madhya Pradesh	Harda	Chana Desi in Qtls.	closed	closed	closed	NA
Chana	Madhya Pradesh	Morena	Chana Desi in Qtls.	closed	closed	closed	30
Chana	Madhya Pradesh	Pipariya	Chana Desi in Qtls.	closed	closed	closed	10000
Chana	Madhya Pradesh	AsokNagar	Chana Desi in Qtls.	closed	closed	closed	4000
Chana	Madhya Pradesh	Katni	Chana Desi in Qtls.	closed	closed	closed	3500
Chana	Rajasthan	Bundi	Chana Desi in Qtls.	closed	closed	Closed	700
Chana	Rajasthan	Ajmer	Chana Desi in Qtls.	closed	closed	Closed	1200
Chana	Rajasthan	Alwar	Chana Desi in Qtls.	NA	146	37	NA
Chana	Rajasthan	Kekri	Chana Desi in Qtls.	600	500	Closed	1000

Pulses	State	Market	Pulses Weekly Arrivals	23-Apr-20	18-Apr-20	23-Mar-20	23-Apr-19
Chana	Rajasthan	Sriganganagar	Chana Desi in Qtls.	closed	closed	Closed	1500
Chana	Maharashtra	Amaravati	Chana Desi in Qtls.	3000	Closed	Closed	3000
Chana	Maharashtra	Barshi	Chana Desi in Qtls.	Closed	3000	Closed	1500
Chana	Maharashtra	Jalgaon	Chana Desi in Qtls.	Closed	Closed	Closed	NA
Chana	Uttar Pradesh	Jhansi	Chana Desi in Qtls.	Closed	Closed	Closed	NA
Chana	Andhra Pradesh	Vijaywada	Chana Desi in Qtls.	Closed	Closed	Closed	1000
Chana	Maharashtra	Hinganga	Chana Desi in Qtls.	Closed	Closed	Closed	4000
Chana	Madhya Pradesh	Ujjain	Chana in Qtls.	closed	closed	closed	500
Chana	Maharashtra	Ahmednagar	Chana in Qtls.	Closed	Closed	Closed	NA
Chana	Maharashtra	Akola	Chana in Qtls.	Closed	Closed	800	1500
Chana	Maharashtra	Nagpur	Chana in Qtls.	Closed	Closed	Closed	3000
Chana	Karnataka	Sedam	Chana in Qtls.	NA	35	50	NA
Chana	Chhattisgarh	Raipur	Chana in Qtls.	Closed	Closed	Closed	500
Chana	Maharashtra	Jalna	Chana Gauran in Qtls.	500	Closed	Closed	NA
Chana	Maharashtra	Jalna	Chana Pila in Qtls.	200	Closed	Closed	NA
Chana	Maharashtra	Latur	Chana Mixed (Mill) in Qtls.	Closed	Closed	Closed	10000
Chana	Maharashtra	Nanded	Chana Annagiri in Qtls.	Closed	Closed	Closed	8000
Chana	Maharashtra	Solapur	Chana Annagiri in Qtls.	Closed	Closed	1500	500
Chana	Maharashtra	Udgir	Chana Annagiri in Qtls.	Closed	Closed	Closed	500
Chana	Karnataka	Gulbarga	Chana Annagiri in Qtls.	Closed	Closed	Closed	NA
Masur	Uttar Pradesh	Jhansi	Masur in Qtls.	Closed	Closed	Closed	NA
Masur	Bihar	Patna	Masur in Qtls.	Closed	Closed	Closed	2000

Pulses	State	Market	Pulses Weekly Arrivals	23-Apr-20	18-Apr-20	23-Mar-20	23-Apr-19
Masur	Chhattisgarh	Raipur	Masur in Qtls.	Closed	Closed	Closed	600
Masur	Madhya Pradesh	Gwalior	Masur in Qtls.	closed	closed	closed	250
Masur	Madhya Pradesh	Bina	Masur Kali in Qtls.	closed	closed	closed	800
Masur	Madhya Pradesh	Dabra	Masur Medium in Qtls.	Closed	Closed	Closed	NA
Masur	Madhya Pradesh	Rajgarh	Masur Medium in Qtls.	closed	closed	Closed	NA
Masur	Madhya Pradesh	Indore	Masur Medium (Barik) in Qtls.	closed	closed	closed	1000
Masur	Madhya Pradesh	AsokNagar	Masur Desi in Qtls.	closed	closed	closed	500
Masur	Madhya Pradesh	Pipariya	Masur Desi in Qtls.	closed	closed	closed	200
Masur	Madhya Pradesh	GanjBasoda	Masur Desi in Qtls.	closed	closed	closed	800
Masur	Madhya Pradesh	Vidisha	Masur Desi in Qtls.	Closed	Closed	Closed	500
Masur	Madhya Pradesh	Katni	Masur Desi in Qtls.	closed	closed	closed	800
Masur	Madhya Pradesh	Neemuch	Masur Desi in Qtls.	Closed	Closed	Closed	60
Masur	Rajasthan	Bhilwara	Masur Desi in Qtls.	closed	closed	Closed	50
Moong	Rajasthan	Ajmer	Moong Desi in Qtls.	Closed	Closed	Closed	500
Moong	Rajasthan	Merta City	Moong Desi in Qtls.	25	25	Closed	3000
Moong	Maharashtra	Udgir	Moong Desi in Qtls.	Closed	Closed	Closed	NA
Moong	Madhya Pradesh	Pipariya	Moong Desi in Qtls.	closed	closed	closed	200
Moong	Uttar Pradesh	Hathras	Moong Desi in Qtls.	Closed	Closed	Closed	NA
Moong	Rajasthan	Sriganganagar	Moong in Qtls.	closed	closed	Closed	NA
Moong	Rajasthan	Kekri	Moong in Qtls.	600	500	Closed	1000
Moong	Andhra Pradesh	Vijaywada	Moong in Qtls.	Closed	Closed	Closed	300
Moong	Maharashtra	Akola	Moong in Qtls.	Closed	Closed	200	200

Pulses	State	Market	Pulses Weekly Arrivals	23-Apr-20	18-Apr-20	23-Mar-20	23-Apr-19
Moong	Maharashtra	Barshi	Moong in Qtls.	Closed	25	Closed	25
Moong	Maharashtra	Latur	Moong in Qtls.	Closed	Closed	Closed	NA
Moong	Madhya Pradesh	Harda	Moong in Qtls.	closed	closed	closed	NA
Moong	Maharashtra	Jalgoan	Moong Chamki in Qtls.	Closed	Closed	Closed	NA
Moong	Maharashtra	Jalna	Moong Chamki in Qtls.	NA	Closed	Closed	NA
Moong	Karnataka	Gulbarga	Moong Chamki in Qtls.	Closed	Closed	Closed	NA
Moong	Madhya Pradesh	Indore	Moong Chamki in Qtls.	closed	closed	closed	300
Moong	Maharashtra	Amednagar	Moong (Polish) in Qtls.	Closed	Closed	Closed	NA
Moong	Karnataka	Yadgir	Moong Polish in Qtls.	NA	NA	Closed	NA
Moong	Maharashtra	Jalna	Moong Gauran in Qtls.	NA	Closed	Closed	NA
Moong	Karnataka	Sedam	Moong Green in Qtls.	NA	NA	NA	NA
Moong	Karnataka	Gulbarga	Moong FAQ in Qtls.	Closed	Closed	Closed	NA
Moong	Uttar Pradesh	Kanpur	Moong (UP line) in Qtls.	NA	NA	Closed	NA
Moth	Rajasthan	Nokha	Moth in Qtls.	800	600	Closed	1000
Peas	Madhya Pradesh	Dabra	3Peas White in Qtls.	Closed	Closed	Closed	NA
Peas	Madhya Pradesh	Harpalpur	Peas White in Qtls.	closed	closed	closed	50
Peas	Uttar Pradesh	Jhansi	Peas White in Qtls.	Closed	Closed	Closed	NA
Tur	Karnataka	Sedam	Tur Red in Qtls.	58	82	425	NA
Tur	Karnataka	Yadgir	Tur Red in Qtls.	NA	170	Closed	NA
Tur	Uttar Pradesh	Hathras	Tur Red in Qtls.	Closed	Closed	Closed	NA
Tur	Maharashtra	Akola	Tur Red in Qtls.	Closed	Closed	3000	800
Tur	Maharashtra	Amaravati	Tur Red in Qtls.	2500	Closed	Closed	4500
Tur	Maharashtra	Latur	Tur Red in Qtls.	Closed	Closed	Closed	10000

Pulses	State	Market	Pulses Weekly Arrivals	23-Apr-20	18-Apr-20	23-Mar-20	23-Apr-19
Tur	Maharashtra	Udgir	Tur Red in Qtls.	Closed	Closed	Closed	1200
Tur	Karnataka	Yadgir	Tur White in Qtls.	NA	NA	Closed	NA
Tur	Maharashtra	Jalgaon	Tur white in Qtls.	Closed	Closed	Closed	NA
Tur	Maharashtra	Jalna	Tur White in Qtls.	1000	Closed	Closed	NA
Tur	Maharashtra	Latur	Tur White in Qtls.	Closed	Closed	Closed	NA
Tur	Maharashtra	Jalna	Tur BDM in Qtls.	300	Closed	Closed	NA
Tur	Maharashtra	Jalna	Tur Red (Variety-Maruti) in Qtls.	200	Closed	Closed	NA
Tur	Madhya Pradesh	Indore	Tur Mah. Origin in Qtls.	closed	closed	closed	300
Tur	Madhya Pradesh	Morena	Tur Desi in Qtls.	closed	closed	closed	200
Tur	Madhya Pradesh	Pipariya	Tur Desi in Qtls.	closed	closed	closed	1500
Tur	Madhya Pradesh	Katni	Tur Desi in Qtls.	closed	closed	closed	100
Tur	Madhya Pradesh	Bhind	Tur in Qtls.	closed	closed	closed	50
Tur	Madhya Pradesh	Dabra	Tur in Qtls.	Closed	Closed	Closed	NA
Tur	Maharashtra	Amednagar	Tur in Qtls.	Closed	Closed	Closed	NA
Tur	Maharashtra	Barshi	Tur in Qtls.	Closed	400	Closed	700
Tur	Maharashtra	Solapur	Tur in Qtls.	Closed	Closed	200	1000
Tur	Maharashtra	Hinganghat	Tur in Qtls.	Closed	Closed	Closed	3000
Tur	Chhattisgarh	Raipur	Tur in Qtls.	Closed	Closed	Closed	500
Urad	Madhya Pradesh	AsokNagar	Urad Desi in Qtls.	closed	closed	closed	150
Urad	Madhya Pradesh	Neemuch	Urad Desi in Qtls.	Closed	Closed	Closed	300
Urad	Maharashtra	Akola	Urad Desi in Qtls.	Closed	Closed	150	300
Urad	Maharashtra	Jalgaon	Urad Desi in Qtls.	Closed	Closed	Closed	NA
Urad	Maharashtra	Udgir	Urad Desi in Qtls.	Closed	Closed	Closed	NA



Pulses	State	Market	Pulses Weekly Arrivals	23-Apr-20	18-Apr-20	23-Mar-20	23-Apr-19
Urad	Rajasthan	Bhilwara	Urad Desi in Qtls.	Closed	Closed	Closed	NA
Urad	Rajasthan	Ramganj	Urad Desi in Qtls.	closed	closed	Closed	150
Urad	Madhya Pradesh	Bina	Urad in Qtls.	closed	closed	closed	NA
Urad	Madhya Pradesh	Ganjbasa	Urad in Qtls.	closed	closed	closed	NA
Urad	Madhya Pradesh	Harpalpur	Urad in Qtls.	closed	closed	closed	NA
Urad	Madhya Pradesh	Pipariya	Urad in Qtls.	closed	closed	closed	NA
Urad	Rajasthan	Bundi	Urad in Qtls.	closed	closed	Closed	200
Urad	Rajasthan	Kekri	Urad in Qtls.	200	NA	Closed	1000
Urad	Maharashtra	Amednagar	Urad in Qtls.	Closed	Closed	Closed	NA
Urad	Maharashtra	Barshi	Urad in Qtls.	Closed	200	Closed	200
Urad	Maharashtra	Jalna	Urad in Qtls.	NA	Closed	Closed	NA
Urad	Maharashtra	Latur	Urad in Qtls.	Closed	Closed	Closed	NA
Urad	Uttar Pradesh	Jhansi	Urad in Qtls.	Closed	Closed	Closed	NA
Urad	Karnataka	Sedam	Urad in Qtls.	NA	NA	NA	NA
Urad	Madhya Pradesh	Dabra	Urad Kali in Qtls.	Closed	Closed	Closed	NA
Urad	Madhya Pradesh	Dabra	Urad Lal in Qtls.	Closed	Closed	Closed	NA
Urad	Madhya Pradesh	Dabra	Urad Rangoli in Qtls.	Closed	Closed	Closed	NA
Urad	Madhya Pradesh	Indore	Urad (Mah. origin) in Qtls.	closed	closed	closed	800
Urad	Karnataka	Gulbarga	Urad FAQ in Qtls.	Closed	Closed	Closed	NA
Urad	Andhra Pradesh	Vijaywada	Urad (Polis) in Qtls.	Closed	Closed	Closed	2500

Gram Dal Wholesale Prices (Rs./Qtl.)			
Date	23-Apr-20	16-Apr-20	23-Mar-20
Centre	Gram Dal	Gram Dal	Gram Dal
NORTH ZONE			
AGRA	5300	5800	5700
ALLAHABAD	7200	5500	5500
AMRITSAR	6600	5400	5600

Gram Dal Wholesale Prices (Rs./Qtl.)			
Date	23-Apr-20	16-Apr-20	23-Mar-20
Centre	Gram Dal	Gram Dal	Gram Dal
BATHINDA	7500	6200	5800
CHANDIGARH	NR	6500	5300
DEHRADUN	6600	5200	NR
DELHI	6600	5300	5250
DHARAMSHALA	6400	5900	NR
GORAKHPUR	6500	5600	5000
GURGAON	6500	6150	5300
HALDWANI	6000	5200	5200
HARIDWAR	7500	5700	5800
HISAR	7400	5600	5500
JAMMU	6500	NR	NR
JHANSI	5800	6000	5650
KANPUR	6000	6000	5000
KARNAL	6500	5950	5400
LUCKNOW	6600	5950	5890
LUDHIANA	6500	6500	5200
MANDI	6400	6400	NR
MEERUT	6080	6080	6120
PANCHKULA	6500	6500	5300
RUDRAPUR	5500	5500	NR
SHIMLA	6600	6600	6600
SOLAN	6400	6400	5800
SRINAGAR	NR	NR	NR
VARANASI	6300	6300	5500
WEST ZONE			
AHMEDABAD	5800	5800	6200
AMBIKAPUR	NR	NR	7200
BHOPAL	6800	6800	5800
BHUJ	5600	5600	5600
BILASPUR	6000	6000	5600
DURG	6000	6000	5300
GWALIOR	5200	5200	5200
INDORE	6200	6200	6000
JABALPUR	NR	NR	NR
JAGDALPUR	6800	6800	5400

Gram Dal Wholesale Prices (Rs./Qtl.)			
Date	23-Apr-20	16-Apr-20	23-Mar-20
Centre	Gram Dal	Gram Dal	Gram Dal
JAIPUR	5400	5400	5000
JODHPUR	NR	NR	NR
KOTA	6000	6000	NR
MUMBAI	6300	6300	NR
NAGPUR	5500	5500	4933
NASHIK	7100	7100	6900
PANAJI	6500	6500	NR
PUNE	5850	5850	5300
RAIPUR	5500	5500	5500
RAJKOT	5800	5800	5400
REWA	5500	5500	5300
SAGAR	6300	6300	6300
SURAT	5600	5600	5600
UDAIPUR	NR	NR	NR
EAST ZONE			
BALASORE	6250	6250	5600
BERHAMPUR	6300	6300	5500
BHAGALPUR	NR	NR	NR
BHUBANESHWAR	6200	6200	5500
CUTTACK	6500	6500	5500
DARBHANGA	5200	5200	4900
GAYA	6200	6200	5800
JEYPORE	6500	6500	5400
KHARAGPUR	10800	10800	10800
KOLKATA	6000	6000	5200
MALDA	NR	NR	NR
MUZZAFARPUR3	5400	5400	5100
PATNA	6000	6000	5100
PURNIA	6200	6200	5100
PURULIA	6500	6500	NR
RAIGANJ	7500	7500	6500
RAMPURHAT	7200	7200	7200
RANCHI	NR	NR	NR
ROURKELA	6200	6200	5500
SAMBALPUR	6000	6000	5400

Gram Dal Wholesale Prices (Rs./Qtl.)			
Date	23-Apr-20	16-Apr-20	23-Mar-20
Centre	Gram Dal	Gram Dal	Gram Dal
SILIGURI	5600	5600	5500
<b>NORTH-EAST ZONE</b>			
AGARTALA	5500	5500	5500
AIZAWL	NR	NR	NR
DIMAPUR	6000	6000	6000
GANGTOK	5800	5800	5800
GUWAHATI	6500	6500	6000
IMPHAL	NR	NR	NR
ITANAGAR	NR	NR	6200
JOWAI	8200	8200	NR
SHILLONG	NR	NR	6200
TURA	7000	7000	NR
<b>SOUTH ZONE</b>			
ADILABAD	5500	5500	5000
BENGALURU	6000	6000	6000
CHENNAI	6000	6000	NR
COIMBATORE	7450	7450	6200
CUDDALORE	6000	6000	6000
DHARMAPURI	7000	7000	6000
DHARWAD	6800	6800	5500
DINDIGUL	6900	6900	6000
ERNAKULAM	6800	6800	5800
HYDERABAD	6000	6000	6200
JADCHERLA	6300	6300	6000
KARIMNAGAR	6400	6400	6200
KOZHIKODE	6000	6000	5500
KURNOOL	8400	8400	8400
MANGALORE	NR	NR	5800
MAYABUNDER	7100	7100	8800
MYSORE	6600	6600	5560
PALAKKAD	7500	7500	7000
PORT BLAIR	NR	NR	6600
PUDUCHERRY	7000	7000	5600
RAMANATHAPURAM	6200	6200	5800
SURYAPET	6400	6400	6000

Gram Dal Wholesale Prices (Rs./Qtl.)			
Date	23-Apr-20	16-Apr-20	23-Mar-20
Centre	Gram Dal	Gram Dal	Gram Dal
T.PURAM	6500	6500	NR
THIRUCHIRAPALLI	8000	8000	5600
THRISSUR	6000	6000	5500
TIRUNELVELI	7500	7500	7000
TIRUPATHI	7400	7400	6200
VELLORE	NR	NR	6200
VIJAYWADA	5800	5800	5100
VISAKHAPATNAM	6200	6200	5000
3WARANGAL	6500	6500	5300
WAYANAD	6600	6600	6500

Tur Arhar Wholesale Prices (Rs./Qtl.)			
Date	23-Apr-20	16-Apr-20	23-Mar-20
Centre	Tur/ Arhar Dal	Tur/ Arhar Dal	Tur/ Arhar Dal
NORTH ZONE			
AGRA	8900	8900	8700
ALLAHABAD	7500	7500	7500
AMRITSAR	8000	8000	8000
BATHINDA	8800	8800	8300
CHANDIGARH	8600	8600	7200
DEHRADUN	7200	7200	NR
DELHI	8650	8550	8000
DHARAMSHALA	9100	NR	NR
GORAKHPUR	8200	8000	7000
GURGAON	7950	7950	6600
HALDWANI	7600	7600	7600
HARIDWAR	8700	8700	8600
HISAR	9000	9200	7900
JAMMU	NR	NR	NR
JHANSI	9000	9000	8000
KANPUR	9300	9300	8000
KARNAL	9100	9000	7800
LUCKNOW	7610	7560	7380
LUDHIANA	7800	8000	7500
MANDI	8800	9400	NR
MEERUT	8400	7500	8670

Tur Arhar Wholesale Prices (Rs./Qtl.)			
Date	23-Apr-20	16-Apr-20	23-Mar-20
Centre	Tur/ Arhar Dal	Tur/ Arhar Dal	Tur/ Arhar Dal
PANCHKULA	9500	9500	8000
RUDRAPUR	7500	7500	NR
SHIMLA	9100	9100	7600
SOLAN	8700	8700	9000
SRINAGAR	NR	NR	NR
VARANASI	8700	8700	8050
<b>WEST ZONE</b>			
AHMEDABAD	6700	6700	6700
AMBIKAPUR	8000	8200	8500
BHOPAL	7800	7800	7800
BHUJ	9400	9400	8400
BILASPUR	8500	8500	8150
DURG	8800	8500	7500
GWALIOR	9000	10000	8500
INDORE	NR	8400	8100
JABALPUR	9000	NR	NR
JAGDALPUR	8700	8700	8000
JAIPUR	8200	9000	7500
JODHPUR	NR	NR	NR
KOTA	7600	7600	NR
MUMBAI	9600	9600	NR
NAGPUR	8000	8000	7300
NASHIK	6167	6067	5767
PANAJI	NR	10150	NR
PUNE	8500	8300	7600
RAIPUR	7800	7800	7500
RAJKOT	8200	8200	7950
REWA	7500	7500	8000
SAGAR	NR	8800	8800
SURAT	8000	8000	8000
UDAIPUR	NR	NR	NR
<b>EAST ZONE</b>			
BALASORE	8500	8500	7400
BERHAMPUR	8200	8500	7500
BHAGALPUR	8500	NR	NR

Tur Arhar Wholesale Prices (Rs./Qtl.)			
Date	23-Apr-20	16-Apr-20	23-Mar-20
Centre	Tur/ Arhar Dal	Tur/ Arhar Dal	Tur/ Arhar Dal
BHUBANESHWAR	8600	8600	7600
CUTTACK	8000	8600	7500
DARBHANGA	6800	6800	6800
GAYA	8400	8400	8300
JEYPORE	8100	8100	7400
KHARAGPUR	8800	8800	8800
KOLKATA	8000	8000	7300
MALDA	9000	NR	NR
MUZZAFARPUR	8000	8000	6200
PATNA	8500	8500	7200
PURNIA	NR	8400	7800
PURULIA	NR	8800	NR
RAIGANJ	9200	9200	6100
RAMPURHAT	7000	7000	7000
RANCHI	8300	NR	NR
ROURKELA	8500	8500	7500
SAMBALPUR	8500	8800	7400
SILIGURI	8700	7500	7500
NORTH-EAST ZONE			
AGARTALA	NR	NR	NR
AIZAWL	NR	NR	NR
DIMAPUR	8800	8800	8500
GANGTOK	9400	9400	9400
GUWAHATI	8200	8200	8000
IMPHAL	NR	NR	NR
ITANAGAR	NR	NR	8400
JOWAI	11800	10700	NR
SHILLONG	NR	NR	9000
TURA	11000	11000	NR
SOUTH ZONE			
ADILABAD	8500	8700	7300
BENGALURU	8800	8800	8800
CHENNAI	10500	10500	NR
COIMBATORE	9560	9560	8800
CUDDALORE	9500	9500	8500



Tur Arhar Wholesale Prices (Rs./Qtl.)			
Date	23-Apr-20	16-Apr-20	23-Mar-20
Centre	Tur/ Arhar Dal	Tur/ Arhar Dal	Tur/ Arhar Dal
DHARMAPURI	9500	10000	8000
DHARWAD	8500	8500	NR
DINDIGUL	10100	10100	8950
ERNAKULAM	9600	9600	8300
HYDERABAD	9000	9000	8200
JADCHERLA	8500	8500	7600
KARIMNAGAR	9900	9900	8300
KOZHIKODE	9200	9200	8200
KURNOOL	9200	9200	9200
MANGALORE	NR	NR	8400
MAYABUNDER	11200	10700	9800
MYSORE	9800	9800	9200
PALAKKAD	9500	9500	8500
PORT BLAIR	NR	NR	8800
PUDUCHERRY	9500	9500	8800
RAMANATHAPURAM	9600	9200	8800
SURYAPET	9700	9700	7900
T.PURAM	9450	9450	NR
THIRUCHIRAPALLI	12500	12000	8600
THRISSUR	8200	8200	7000
TIRUNELVELI	10000	10000	8500
TIRUPATHI	9500	9500	8000
VELLORE	10500	NR	9000
VIJAYWADA	9100	9100	8000
VISAKHAPATNAM	8600	8800	7200
WARANGAL	9300	9200	7500
WAYANAD	10200	10200	8800

Urad Dal Wholesale Prices (Rs./Qtl.)			
Date	23-Apr-20	16-Apr-20	23-Mar-20
Centre	Urad Dal	Tur/ Arhar Dal	Urad Dal
NORTH ZONE			
AGRA	8800	8900	8500
ALLAHABAD	11000	7500	11000
AMRITSAR	9000	8000	8500
BATHINDA	10000	8800	9400

Urad Dal Wholesale Prices (Rs./Qtl.)			
Date	23-Apr-20	16-Apr-20	23-Mar-20
Centre	Urad Dal	Tur/ Arhar Dal	Urad Dal
CHANDIGARH	8800	8600	7700
DEHRADUN	9300	7200	NR
DELHI	9000	8550	8900
DHARAMSHALA	10200	NR	NR
GORAKHPUR	8000	8000	8000
GURGAON	9450	7950	6400
HALDWANI	8200	7600	8200
HARIDWAR	10400	8700	9800
HISAR	9100	9200	7200
JAMMU	NR	NR	NR
JHANSI	8000	9000	7000
KANPUR	12000	9300	11000
KARNAL	9750	9000	8750
LUCKNOW	9910	7560	9720
LUDHIANA	10000	8000	8000
MANDI	10200	9400	NR
MEERUT	8670	7500	8440
PANCHKULA	10000	9500	9000
RUDRAPUR	9500	7500	NR
SHIMLA	8600	9100	7100
SOLAN	8414	8700	9000
SRINAGAR	NR	NR	NR
VARANASI	9500	8700	8900
WEST ZONE			
AHMEDABAD	8500	6700	8500
AMBIKAPUR	8700	8200	6800
BHOPAL	6800	7800	6600
BHUJ	10000	9400	5700
BILASPUR	9800	8500	7600
DURG	8500	8500	7500
GWALIOR	7500	10000	7800
INDORE	NR	8400	6900
JABALPUR	7000	NR	NR
JAGDALPUR	10500	8700	9000
JAIPUR	8500	9000	7500

Urad Dal Wholesale Prices (Rs./Qtl.)			
Date	23-Apr-20	16-Apr-20	23-Mar-20
Centre	Urad Dal	Tur/ Arhar Dal	Urad Dal
JODHPUR	NR	NR	NR
KOTA	7600	7600	NR
MUMBAI	9800	9600	NR
NAGPUR	8167	8000	7633
NASHIK	6100	6067	5967
PANAJI	NR	10150	NR
PUNE	9950	8300	8600
RAIPUR	8500	7800	8000
RAJKOT	8600	8200	8200
REWA	6500	7500	7100
SAGAR	NR	8800	6300
SURAT	8500	8000	8500
UDAIPUR	NR	NR	NR
<b>EAST ZONE</b>			
BALASORE	8850	8500	8400
BERHAMPUR	10000	8500	NR
BHAGALPUR	8900	NR	NR
BHUBANESHWAR	9200	8600	8500
CUTTACK	8200	8600	9200
DARBHANGA	9600	6800	9800
GAYA	9500	8400	6600
JEYPORE	10000	8100	8400
KHARAGPUR	10800	8800	10800
KOLKATA	9000	8000	8500
MALDA	9500	NR	NR
MUZZAFARPUR	9000	8000	9800
PATNA	9000	8500	9300
PUARNIA	NR	8400	9300
PURULIA	NR	8800	NR
RAIGANJ	7900	9200	7900
RAMPURHAT	6600	7000	6600
RANCHI	8500	NR	NR
ROURKELA	8700	8500	9000
SAMBALPUR	8500	8800	8500
SILIGURI	8300	7500	7500

Urad Dal Wholesale Prices (Rs./Qtl.)			
Date	23-Apr-20	16-Apr-20	23-Mar-20
Centre	Urad Dal	Tur/ Arhar Dal	Urad Dal
NORTH-EAST ZONE			
AGARTALA	8000	NR	8000
AIZAWL	NR	NR	NR
DIMAPUR	7000	8800	7000
GANGTOK	10800	9400	10800
GUWAHATI	9500	8200	9500
IMPHAL	NR	NR	NR
ITANAGAR	NR	NR	8000
JOWAI	11900	10700	NR
SHILLONG	NR	NR	9500
TURA	10000	11000	NR
SOUTH ZONE			
ADILABAD	10000	8700	9500
BENGALURU	12000	8800	12000
CHENNAI	11000	10500	NR
COIMBATORE	12050	9560	9800
CUDDALORE	9500	9500	8500
DHARMAPURI	12000	10000	9500
DHARWAD	10300	8500	10300
DINDIGUL	11900	10100	10100
ERNAKULAM	12000	9600	9000
HYDERABAD	11200	9000	9200
JADCHERLA	11200	8500	9800
KARIMNAGAR	12500	9900	9000
KOZHIKODE	11000	9200	8200
KURNOOL	9800	9200	9800
MANGALORE	11200	NR	11200
MAYABUNDER	12800	10700	14800
MYSORE	10700	9800	10200
PALAKKAD	12500	9500	10800
PORT BLAIR	NR	NR	12000
PUDUCHERRY	12000	9500	10000
RAMANATHAPURAM	12600	9200	10500
SURYAPET	11900	9700	9600
T.PURAM	12600	9450	NR

Urad Dal Wholesale Prices (Rs./Qtl.)			
Date	23-Apr-20	16-Apr-20	23-Mar-20
Centre	Urad Dal	Tur/ Arhar Dal	Urad Dal
THIRUCHIRAPALLI	13000	12000	9500
THRISSUR	10500	8200	8500
TIRUNELVELI	12200	10000	11000
TIRUPATHI	11800	9500	10100
VELLORE	10500	NR	10000
VIJAYWADA	11000	9100	9600
VISAKHAPATNAM	11000	8800	9200
WARANGAL	10100	9200	9700
WAYANAD	11000	10200	11000

Moong Dal Wholesale Prices (Rs./Qtl.)			
Date	23-Apr-20	16-Apr-20	23-Mar-20
Centre	Moong Dal	Moong Dal	Moong Dal
NORTH ZONE			
AGRA	9900	9900	9600
ALLAHABAD	9000	9000	9000
AMRITSAR	11000	11000	8500
BATHINDA	10500	10500	9100
CHANDIGARH	9500	9500	9400
DEHRADUN	9800	9800	NR
DELHI	9600	9550	9050
DHARAMSHALA	10500	10500	NR
GORAKHPUR	10000	10000	10000
GURGAON	10500	10500	6200
HALDWANI	8300	8300	8300
HARIDWAR	9800	9800	10300
HISAR	10800	10800	7500
JAMMU	NR	NR	NR
JHANSI	9000	9000	7000
KANPUR	8900	8900	8200
KARNAL	10100	10200	9000
LUCKNOW	9260	9230	9190
LUDHIANA	11500	11500	8800
MANDI	11500	8700	NR
MEERUT	8900	8870	8230

Moong Dal Wholesale Prices (Rs./Qtl.)			
Date	23-Apr-20	16-Apr-20	23-Mar-20
Centre	Moong Dal	Moong Dal	Moong Dal
PANCHKULA	10000	9500	8500
RUDRAPUR	9500	9500	NR
SHIMLA	9600	9600	7600
SOLAN	9660	9500	9500
SRINAGAR	NR	NR	NR
VARANASI	10000	10200	8820
<b>WEST ZONE</b>			
AHMEDABAD	8200	8200	8200
AMBIKAPUR	8600	8600	8700
BHOPAL	7900	7900	7700
BHUJ	6500	6500	6500
BILASPUR	11300	11300	9300
DURG	12000	11000	9000
GWALIOR	7800	7800	7800
INDORE	NR	8200	7900
JABALPUR	8300	NR	NR
JAGDALPUR	11500	11500	8500
JAIPUR	11000	11500	8900
JODHPUR	NR	NR	NR
KOTA	8700	8700	NR
MUMBAI	12400	12400	NR
NAGPUR	9133	9033	8733
NASHIK	6233	6133	5833
PANAJI	NR	13775	NR
PUNE	11700	9600	8800
RAIPUR	8700	8700	9000
RAJKOT	10600	10600	8250
REWA	7500	7500	7500
SAGAR	NR	7800	7800
SURAT	8600	8600	8600
UDAIPUR	NR	NR	NR
<b>EAST ZONE</b>			
BALASORE	10100	10100	9000
BERHAMPUR	10100	9500	NR
BHAGALPUR	9500	NR	NR

Moong Dal Wholesale Prices (Rs./Qtl.)			
Date	23-Apr-20	16-Apr-20	23-Mar-20
Centre	Moong Dal	Moong Dal	Moong Dal
BHUBANESHWAR	10100	10000	9500
CUTTACK	9200	10000	9200
DARBHANGA	10200	10200	10200
GAYA	10500	10500	7700
JEYPORE	10500	10500	9400
KHARAGPUR	10800	10800	10800
KOLKATA	9600	9600	9500
MALDA	8500	NR	NR
MUZZAFARPUR	9500	9500	8500
PATNA	10200	10300	9500
PURNIA	NR	10500	9500
PURULIA	NR	10500	NR
RAIGANJ	8300	8300	8300
RAMPURHAT	7600	7600	7600
RANCHI	11000	NR	NR
ROURKELA	9800	9800	NR
SAMBALPUR	10000	10000	9400
SILIGURI	8300	7950	NR
NORTH-EAST ZONE			
AGARTALA	8800	8800	8800
AIZAWL	NR	NR	NR
DIMAPUR	10600	10600	8500
GANGTOK	11500	11500	10200
GUWAHATI	11000	11000	9500
IMPHAL	NR	NR	NR
ITANAGAR	NR	NR	8500
JOWAI	13000	10800	NR
SHILLONG	10500	10500	10500
TURA	13000	13000	NR
SOUTH ZONE			
ADILABAD	12500	12500	9900
BENGALURU	9000	9000	9000
CHENNAI	12000	12000	NR
COIMBATORE	11280	11280	10100
CUDDALORE	10000	10000	9500



Moong Dal Wholesale Prices (Rs./Qtl.)			
Date	23-Apr-20	16-Apr-20	23-Mar-20
Centre	Moong Dal	Moong Dal	Moong Dal
DHARMAPURI	12000	11500	10000
DHARWAD	7800	7800	8800
DINDIGUL	11000	11000	9600
ERNAKULAM	13000	12000	10900
HYDERABAD	9800	9800	9800
JADCHERLA	11500	11200	9600
KARIMNAGAR	12000	12000	9300
KOZHIKODE	12500	11500	10300
KURNOOL	9300	9400	9300
MANGALORE	12000	NR	NR
MAYABUNDER	13200	13000	11800
MYSORE	10500	10500	10350
PALAKKAD	13500	13500	10500
PORT BLAIR	NR	NR	9500
PUDUCHERRY	12100	12500	10600
RAMANATHAPURAM	11500	10700	10200
SURYAPET	10800	10500	9100
T.PURAM	10600	10600	NR
THIRUCHIRAPALLI	11700	11000	10200
THRISSUR	12500	12000	10500
TIRUNELVELI	12200	12200	10000
TIRUPATHI	11800	11800	10200
VELLORE	10500	NR	10000
VIJAYWADA	11100	11100	10100
VISAKHAPATNAM	12300	11700	9800
WARANGAL	11900	11900	9200
WAYANAD	12500	12500	9600

Masoor Dal Wholesale Prices (Rs./Qtl.)			
Date	23-Apr-20	16-Apr-20	23-Mar-20
Centre	Masoor Dal	Masoor Dal	Masoor Dal
NORTH ZONE			
AGRA	6300	6300	6000
ALLAHABAD	5800	5800	5800
AMRITSAR	8000	8000	7000
BATHINDA	7200	7100	5600

Masoor Dal Wholesale Prices (Rs./Qtl.)			
Date	23-Apr-20	16-Apr-20	23-Mar-20
Centre	Masoor Dal	Masoor Dal	Masoor Dal
CHANDIGARH	7450	7450	6200
DEHRADUN	8400	8400	NR
DELHI	6150	6100	5700
DHARAMSHALA	7600	6600	NR
GORAKHPUR	6500	6500	5000
GURGAON	6400	6400	4800
HALDWANI	5300	5300	5300
HARIDWAR	7450	7450	7500
HISAR	7000	7000	5500
JAMMU	NR	NR	NR
JHANSI	6000	6000	5500
KANPUR	6700	6600	5400
KARNAL	6700	6700	6050
LUCKNOW	5830	5860	5860
LUDHIANA	7000	7000	6000
MANDI	7000	7200	NR
MEERUT	6680	7000	5720
PANCHKULA	8000	8000	7000
RUDRAPUR	6000	6000	NR
SHIMLA	5600	5600	5300
SOLAN	6200	6000	6000
SRINAGAR	NR	NR	NR
VARANASI	6500	6300	5700
WEST ZONE			
AHMEDABAD	6200	6200	5700
AMBIKAPUR	5600	5700	5400
BHOPAL	5700	5700	5500
BHUJ	5100	5100	5100
BILASPUR	6800	NR	5700
DURG	7000	7000	5700
GWALIOR	5500	5500	5500
INDORE	NR	5800	5600
JABALPUR	5550	NR	NR
JAGDALPUR	6900	6900	5500
JAIPUR	7200	7000	5800

Masoor Dal Wholesale Prices (Rs./Qtl.)			
Date	23-Apr-20	16-Apr-20	23-Mar-20
Centre	Masoor Dal	Masoor Dal	Masoor Dal
JODHPUR	NR	NR	NR
KOTA	5700	5700	NR
MUMBAI	7000	7000	NR
NAGPUR	5867	5867	5400
NASHIK	5317	5217	5017
PANAJI	NR	8725	NR
PUNE	7400	6800	5950
RAIPUR	5800	5800	5800
RAJKOT	5900	5900	5400
REWA	5500	5500	5500
SAGAR	NR	6400	6400
SURAT	5500	5500	5500
UDAIPUR	NR	NR	NR
EAST ZONE			
BALASORE	5850	5850	5600
BERHAMPUR	6200	6000	NR
BHAGALPUR	6500	NR	NR
BHUBANESHWAR	7000	6500	5600
CUTTACK	7000	7000	5500
DARBHANGA	5800	5800	5800
GAYA	6300	6300	5500
JEYPORE	7000	7000	5700
KHARAGPUR	10400	10400	10400
KOLKATA	6000	6000	5300
MALDA	7500	NR	NR
MUZZAFARPUR	6500	6500	5500
PATNA	6800	6800	5700
PURNIA	NR	6500	5600
PURULIA	NR	7500	NR
RAIGANJ	8500	8500	6500
RAMPURHAT	6700	6700	6700
RANCHI	6800	NR	NR
ROURKELA	6800	6800	NR
SAMBALPUR	6800	6800	5700
SILIGURI	8700	8300	8000

Masoor Dal Wholesale Prices (Rs./Qtl.)			
Date	23-Apr-20	16-Apr-20	23-Mar-20
Centre	Masoor Dal	Masoor Dal	Masoor Dal
NORTH-EAST ZONE			
AGARTALA	8500	8500	9200
AIZAWL	NR	NR	NR
DIMAPUR	6500	6500	6000
GANGTOK	8000	8000	7150
GUWAHATI	7500	7500	6500
IMPHAL	NR	NR	NR
ITANAGAR	NR	NR	6200
JOWAI	7800	7600	NR
SHILLONG	7000	7000	6500
TURA	7900	7900	NR
SOUTH ZONE			
ADILABAD	7300	6200	6400
BENGALURU	5500	5500	5500
CHENNAI	6500	6500	NR
COIMBATORE	6500	6200	6100
CUDDALORE	8000	8000	8000
DHARMAPURI	5900	5900	6000
DHARWAD	5700	5700	5700
DINDIGUL	6850	6850	6100
ERNAKULAM	7600	7000	6800
HYDERABAD	6200	6200	6200
JADCHERLA	7200	7200	6000
KARIMNAGAR	6400	6400	6400
KOZHIKODE	7000	6500	6000
KURNOOL	7200	7200	7400
MANGALORE	6300	NR	6300
MAYABUNDER	8100	9000	8800
MYSORE	9000	9000	8700
PALAKKAD	7000	7000	5900
PORT BLAIR	NR	NR	7300
PUDUCHERRY	7000	7000	5800
RAMANATHAPURAM	NR	NR	NR
SURYAPET	7500	6700	6000
T.PURAM	7400	6400	NR

Masoor Dal Wholesale Prices (Rs./Qtl.)			
Date	23-Apr-20	16-Apr-20	23-Mar-20
Centre	Masoor Dal	Masoor Dal	Masoor Dal
THIRUCHIRAPALLI	6100	6100	6100
THRISSUR	7400	7200	6000
TIRUNELVELI	5500	5500	5500
TIRUPATHI	8800	8800	8000
VELLORE	6500	NR	6200
VIJAYWADA	6600	6600	6300
VISAKHAPATNAM	7000	6800	5800
WARANGAL	7000	6500	6000
WAYANAD	7650	7650	6500

#### Disclaimer

The information and opinions contained in the document have been compiled from sources believed to be reliable. The company does not warrant its accuracy, completeness and correctness. Use of data and information contained in this report is at your own risk. This document is not, and should not be construed as, an offer to sell or solicitation to buy any commodities. This document may not be reproduced, distributed or published, in whole or in part, by any recipient hereof for any purpose without prior permission from the Company. IASL and its affiliates and/or their officers, directors and employees may have positions in any commodities mentioned in this document (or in any related investment) and may from time to time add to or dispose of any such commodities (or investment). Please see the detailed disclaimer at <http://www.agriwatch.com/Disclaimer.php> © 2020 Indian Agribusiness Systems Ltd.