

**Content:****Highlights****Pulses-Wise Scenario**

- 1. Chana (Chickpeas / Bengal Gram)**
- 2. Matar (Peas)**
- 3. Tur (Pigeon Peas / Red Gram)**
- 4. Masoor (Lentils)**
- 5. Moong (Green Gram)**
- 6. Urad (Black Matpe /Black Gram)**
- 7. Planting Progress**

**Appendix**

- ✓ *Pulses Wise Technical Outlook For Current Week*
- ✓ *Pulses Import of the week.*
- ✓ *Pulses Production Forecast*
- ✓ *Indian Pulses Supply & Demand*
- ✓ *Pulses Production Snapshot by MOA – Total and Pulses-Wise*
- ✓ *Domestic pulses Production, Demand and Import (in Million Tonne) by MOA*
- ✓ *Canada Lentil Supply & Demand*
- ✓ *Australia Pulses Supply & Demand*

**Commodity-wise Domestic, International Prices and Arrivals at Different Centers**

### Highlights-Domestic Market:

- **With passing time demand for tur dal has decreased during extended phase of lock down. Millers are not buying in bulk volume as offtake from retail market has come down. Besides, distribution of pulses through ration shops free of cost and degrading buying power of consumers too have affected normal demand. Under prevailing condition improvement in tur market seems unlikely till June. After June, if Covid-19 spread remains under control, tur may trade up. Lemon tur in Delhi market was quoted at Rs5100-5200. Selling by dal millers continued. Demand for desi tur is being fulfilled from Kanpur line. Dal millers from Katni are buying tur from MP line. Tur price may decrease by Rs 100 more from current level.**
- **Disrupted supply at local level and higher price in local markets encouraged millers to buy imported urad in Mumbai and it helped imported urad to trade firm. Demand for urad dal is good but supply of raw material for processing was seen under supplied. However, uptrend is unlikely to continue due to new arrivals of summer crop, expected supply from overseas market within a fortnight and selling by Nafed from central pool stock. Vessels carrying around 14,500MT urad is expected to arrive at Chennai port by the third week of May. However, supply of dal free of cost in domestic market, extended timeline for 2.5 Lakh MT import (15th of May-2020) and commencement of new arrival from summer crop would limit firmness. Import quota for 2020-21 has been fixed at 4 lakh MT.**
- **Offtake of moong dal at higher level decreased considerably in recent week and it has capped upward momentum in moong cash market. Besides, new arrival from Jayed moong in MP continued and pressure is likely to build up after mid-May. Around 600 bags were reported in Khirkiya market, while arrival in Harsud and Chhenara region in too was increasing. Quality of moong is good. It was traded at Rs8300-8090 per qtl., depending on quality. Peak arrival is expected between 15 to 30 th May and so prices of moong are expected to decrease. Jayed Moong area in Gujarat was 110 % higher to 44547 ha. Arrival of summer moong from Bihar and UP is expected in June Under these condition pressure may be seen on moong price. It may come down to MSP level.**
- **There is no respite for chana as prices are coming down with increasing supply pressure with limited buying at MSP in various growing states. Lock down too have affected procurement activities negatively. Labour/transportation issues and decreasing private participation have pressurized chana price once again. Futures contracts are trading low while millers are buying based on their immediate needs. Besides, free distribution of dal too has affected demand from maximum no. of consumers and it would continue till June. Apart from this availability of mango is going to increase this year. So demand for dal is expected to be poor till June-July. So any major improvement in chana price is unlikely. Even buyer's buying capacity has decreased. So steady to weak tone may prevail in chana cash market. Chana is being traded at 4250-4300 in Delhi market. It may decrease further by Rs 100-150.**
- **Continued lockdown due to COVID-19 from last week of March and further extension till 17th May-2020 have continued to disrupt normal course of trading. Disturbed supply chain, improved demand due to fear of longer duration lockdown have given much needed support to tur cash market. More improvement is expected in coming weeks. Ongoing procurement drive too remains supportive. Lemon tur in Delhi market was quoted at Rs5300-5400. Selling by dal millers continued.. Demand for desi tur is being fulfilled from Kanpur line. Dal millers from Katni are buying tur from MP line. Lockdown continued to affect normal demand. Once it is relaxed, tur price may move up again. Sluggish off take by mills may suppress tur by Rs 100 more from current level. At this level price would stabilize and may move up with fresh bout of demand. Relaxation might be given in the third week of May.**
- **Millers are facing shortage of masur as supply chain remains disrupted from producing regions. Stock with mills too is decreasing. Loading of imported stock at ports is unexpectedly lower while availability of old stock is decreasing fast. All these fundamentals supported masur market and it traded at Rs5500-5600 in various markets. At higher level stockiest resorted to offload some stock. So some downward correction was seen too. Under prevailing condition masur cash market may improve once again. As prices are ruling higher than MSP, so govt.s agencies would not be able to procure 1.21 lakh MT, set target for the year..**
- **Nafed would supply 1.95 lakh MT dal to 19.60 crores families in 36 states under PM Poor Welfare Yojna. Around 5.5 thousand MT dal has already been distributed. People would be given chana, masur, urad, TUR and moong dal through ration shops. During last 15 days Nafed has procured 1.71 lakh MT chana on MSP.**

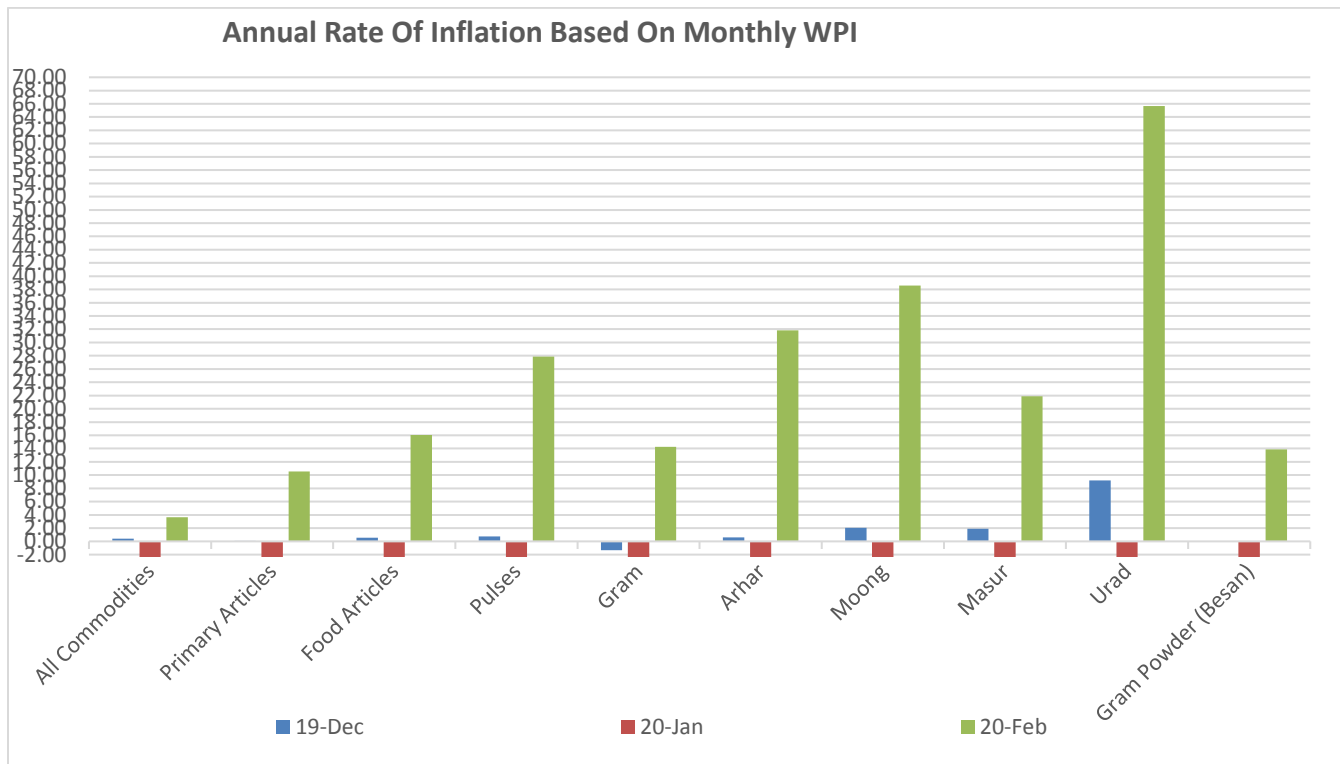
- **Outlook for the week:** Cash pulses market may continue to trade range bound with firm bias due to extended period of lock down.

**International Market Update:**

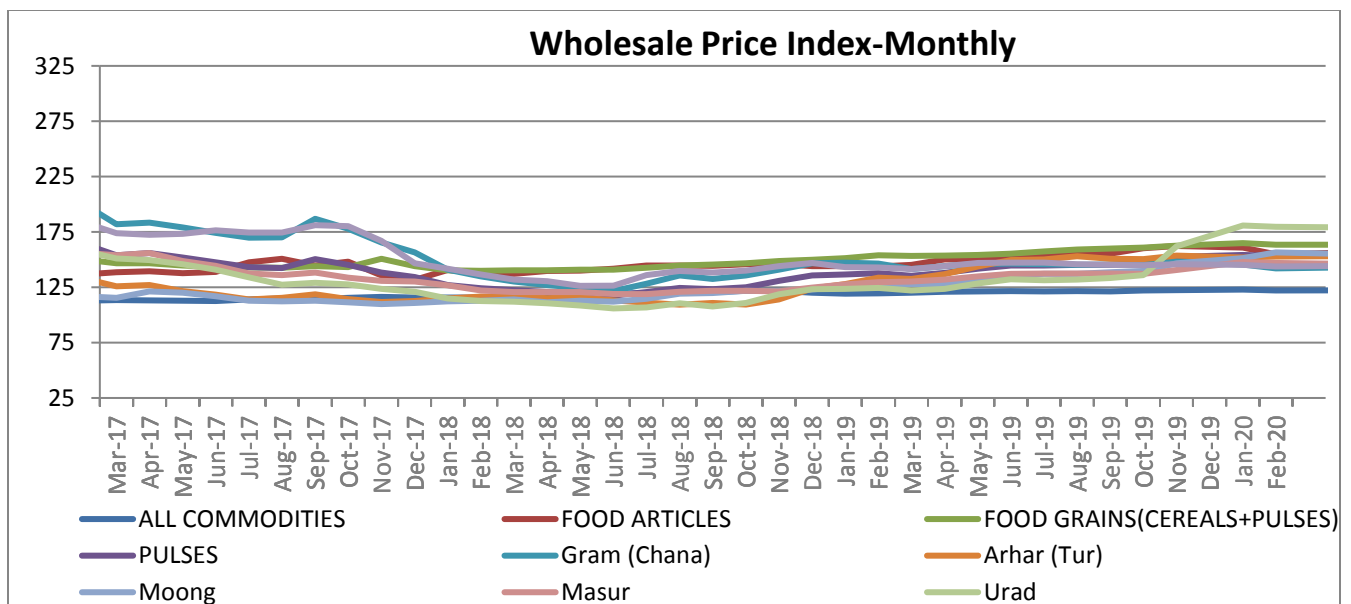
- **As per agri food Canada area seeded under lentils in Canada is expected to remain unchanged** at 1.53 Mha, due to higher expected returns relative to other crops. With higher yields, production is forecast to rise marginally to 2.2 Mt but supply is expected to decrease to 2.6 Mt due to a fall in carry-in stocks. Exports are forecast to be lower at 2.0 Mt. Carry-out stocks are expected to decrease which will be supportive for prices. The average price for all grades is forecast to rise from 2019-20. The USDA March Prospective Planting report showed that US area seeded to lentils is expected to decrease marginally from last year to 0.47 million acres. Area seeded is expected to fall in North Dakota but rise in Montana.
- **As per latest update by NASS, dry pea acreage may be down by 12-13% this year** in US peas producing regions. Farmers may plant total 971,000 acres against 11,03,000 acres last year. Intended plantings are down from a year ago in Idaho, Montana, Nebraska, North Dakota, and South Dakota. However, area in Washington may increase by 19% this year.
- **As per latest update by NASS lentil area may be down by 2-3% this year in US. Farmers may plant** total 474,000 acres in crop year 2020., down 2 percent from 2019. Lower area coverage is expected in Idaho, North Dakota, and Washington from last year, while planting intentions are above last year in Montana (7% increase).
- **Chickpeas area in the US is likely to decrease by 32% from last year. Small chickpea acreage** shows a decline of only 5%, while large chickpea acreage is expected to decrease by 41%. It is really a big surprise this year.
- **Dry peas production in Canada is expected to increase by 1.34 % to 43 lakh MT in 2020-21.** Harvested area has been considered at 1720 thousand ha with likely yield at 2500 kg per ha. In 2019-20 production forecast was 42.43 lakh MT. Thus total supply is expected to increase from 46.19 to 47.85 lakh MT in 2020-21. Despite higher production estimate export figure has been decreased from 35 to 33 lakh MT in 2020-21. However domestic use would increase from 6.94 to 8.60 lakh MT. Carryout too would increase from 4.24 to 6.25 lakh MT this year. Stock to use ratio would increase from 10 to 15 %, while average price might be rule in the range of \$ 245-275 per MT as per Agriculture and agri food Canada.
- **Dry peas area in Canada is likely to be same in Canada as was seen in 2019-20. It may be** 1.75 million ha. in 2020-21. The reason behind it is likely good returns and better export demand. Dry peas production may touch at 43 lakh MT. Supply is expected to rise marginally due to higher carry-in stocks. Exports are expected to be lower than the current crop year and carry-out stocks are expected to rise. The average price in 2020-21 is expected to be unchanged (\$245-275) from the previous year.
- **As per the latest Australian Bureau of Statistics Chickpeas export volume from Australia increased** in Jan-2020 in comparison to Dec-2019. In January -2020, Australia exported 56,502 MT, up 2% from 55,296 the previous month. Bangladesh purchased 36,801 MT. Pakistan was the second most important importer taking 13,073 MT, followed by United Arab Emirates at 3,939 MT.
- **Chickpeas production in Canada in 2019-20 has been pegged at 2.0 lakh MT .It would decrease** to 2 lakh MT in 2020-21. Average price is expected to hover in the range of 455-485 per MT during 2020-21. Import too would decline from 53 to 50 thousand MT in 2020-21.
- **Area coverage under chickpeas in Australia in 2019-20 is expected to decline by 15% to 1.7 lakh ha.** Production has been pegged at 1.7 lakh MT this year, down by 11 % from last year. Decrease in area and production is mainly attributed to lower demand from India and weak price in global market. Slight increase in yield has been seen as mostly chickpeas are grown in central Queensland, where weather condition improved in comparison to last year.

**Weekly Outlook: -Pulses are likely to trade steady to slightly weak.**

### Pulses WPI Index:



### Index Numbers of Wholesale Price in India (Base: 2011-12=100)



Pulses WPI decreased by 0.9 points from 154.1 in Dec to 153.2 in Feb-202

Note: Due to closure of markets charts remains un-updated. Lock down has been extended from 3rd to 17th May with some conditional relaxation.

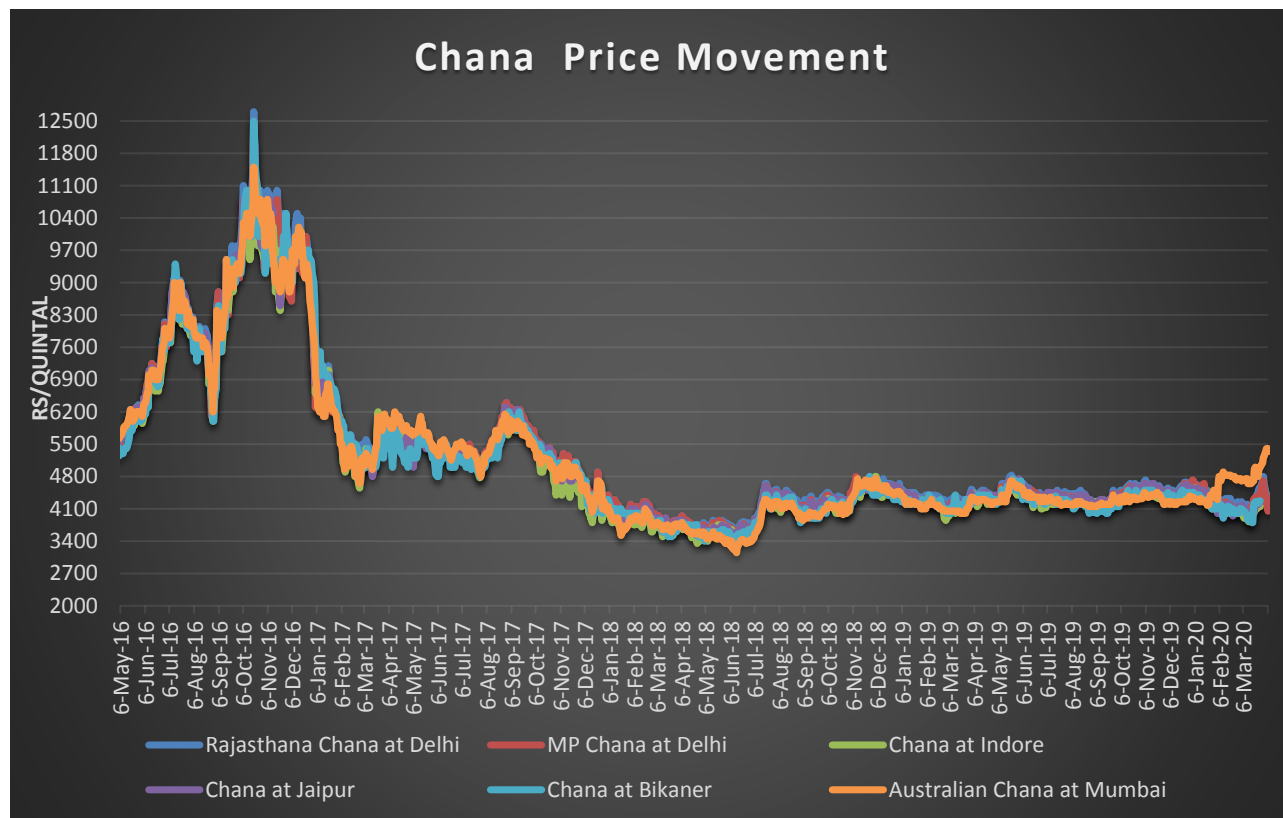
## Pulses-Wise Scenario:

### Chana

#### Current Scenario:

Trading activities remains halted due to Covid-19 and normal trading activities are expected not before mid April-2020 if lock down period is relaxed..Harvesting got disturbed due to recent rains and is likely to get momentum with opening of weather once again in Andhra Pradesh, Madhya Pradesh and Gujrata and is likely to start in Maharashtra and Rajasthan soon. Procurement target for MP and MH is yet to be fixed.In other states 9.25 lakhMT chana would be procured this year.Some losses have been reported in MP,Raj and UP.As area of chana crop is around 107.5 lakh ha this year, production may exceed to 101 lakhMT. Recent minor loss may be compensated by higher yield in other states. Supply pressure would increase now and it may pressurize chana price further..Market has started reflecting the pressure.Govt has yet to decide procurement quantity for MP and MH..Emerging condition hints chana to rule steady to slightly firm from current level..There is plenty of old stock left and new one has started hitting the market..Even Nafed has started selling old chana at Rs 3800-3900. It would continue to pressurize cash market in the short to medium term. Nafed still has 15 lakh MT old chana in its stock.

All India average price for Chana increased by 5.43 percent from Rs 4298 to 4532 per qtl.during review week. Even Australian Chana (imported) price increased to Rs 4950 per 100kg due to halted harvesting activities. in domestic market. Following graph illustrates the chana price movement in different markets:



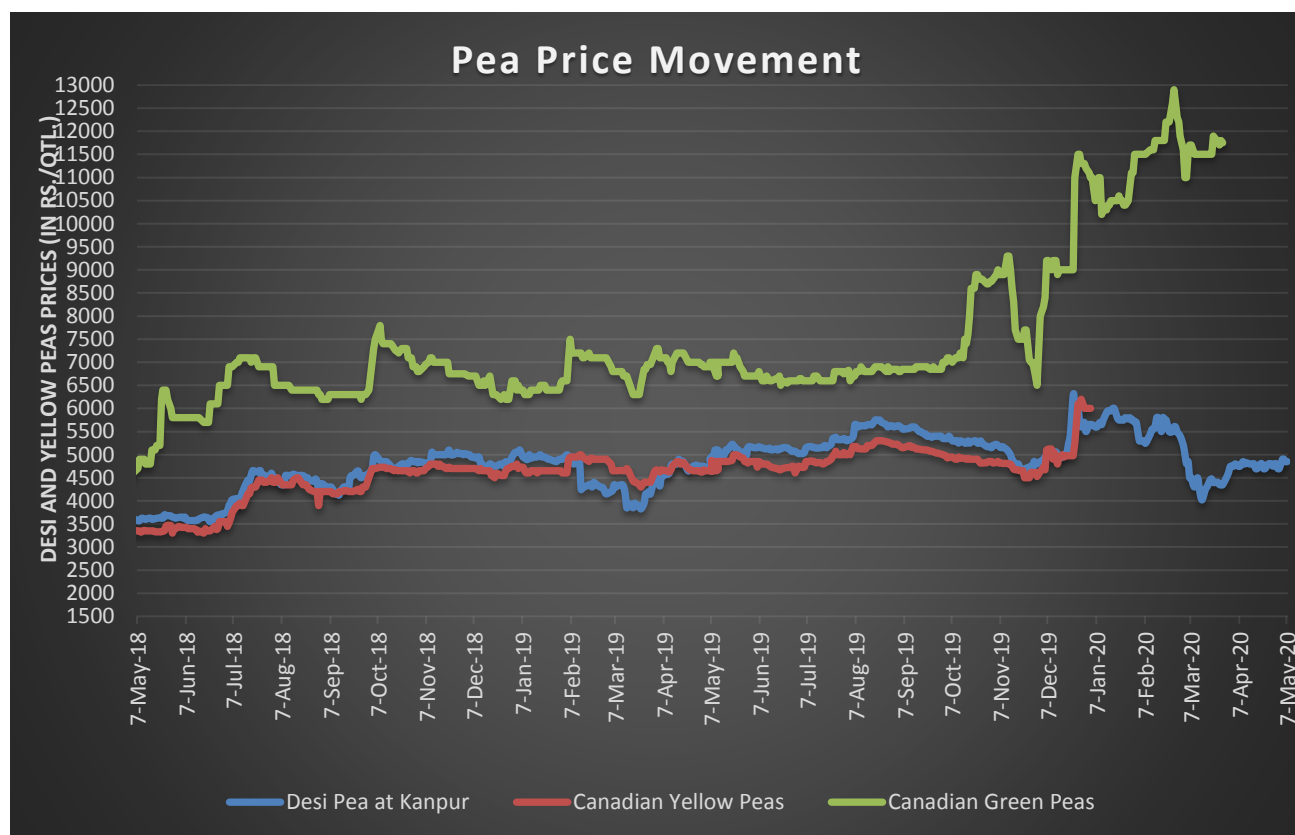
**Market Outlook:** Pressure might be seen in chana cash market this week too due to slower pace of procurement and restricted demand amid commencement of new arrival. Futures remain un-supportive.Nafed has started selling old stock near market price and it is affecting market sentiments.Distribution of 1 k.g. dal per family/per ration card would affect direct demand from cash market.

Note:Charts have not been updated due to unavailability of price due to lock down

**Peas (Matar):**  
**Market Recap:**

No major change was seen in peas market as maximum trade remain suspended due to disruption in major market due to covid-19. However, in some markets it traded up due to supply disturbance. With changed status from the free to restricted category and hefty levy imposed on peas, its import remains almost halted. The commerce ministry issued a separate harmonized system (HS code) for all peas (including yellow, green and kaspas) and changed its status in the third week of Dec. It has affected importers badly. Now import deals are not taking place. The fixed quota of 1.5 lakh MT has already been completed. Actually govt is trying to increase consumption of chana as it is abundantly available in domestic market. Importers have requested govt to allow green peas import as prices of green peas ruling higher at Rs-11,800 per qtl. Against the quota of 1.5 lakh MT over 5.78 lakh MT has been imported so far. Under prevailing condition govt. is unlikely to allow green peas import. New crop in local market started hitting mandis now. So price of yellow peas may move down from current level. With new arrival in domestic market supply side seems at ease.

Pea in Kanpur market traded firm at Rs.4700-4800 due to halted arrival in domestic market. Stockists too are unwilling to release old stock despite bumper chana production prospects. It has impacted price of peas in Kanpur market too despite exhausting stock of imported peas in Mumbai. As chana price has declined, pea too may not be able to move up. Availability of chana would increase. And it would cap peas price too. Green peas have started hitting the local market but in limited quantity. As supply side is tight, it would continue to trade up.

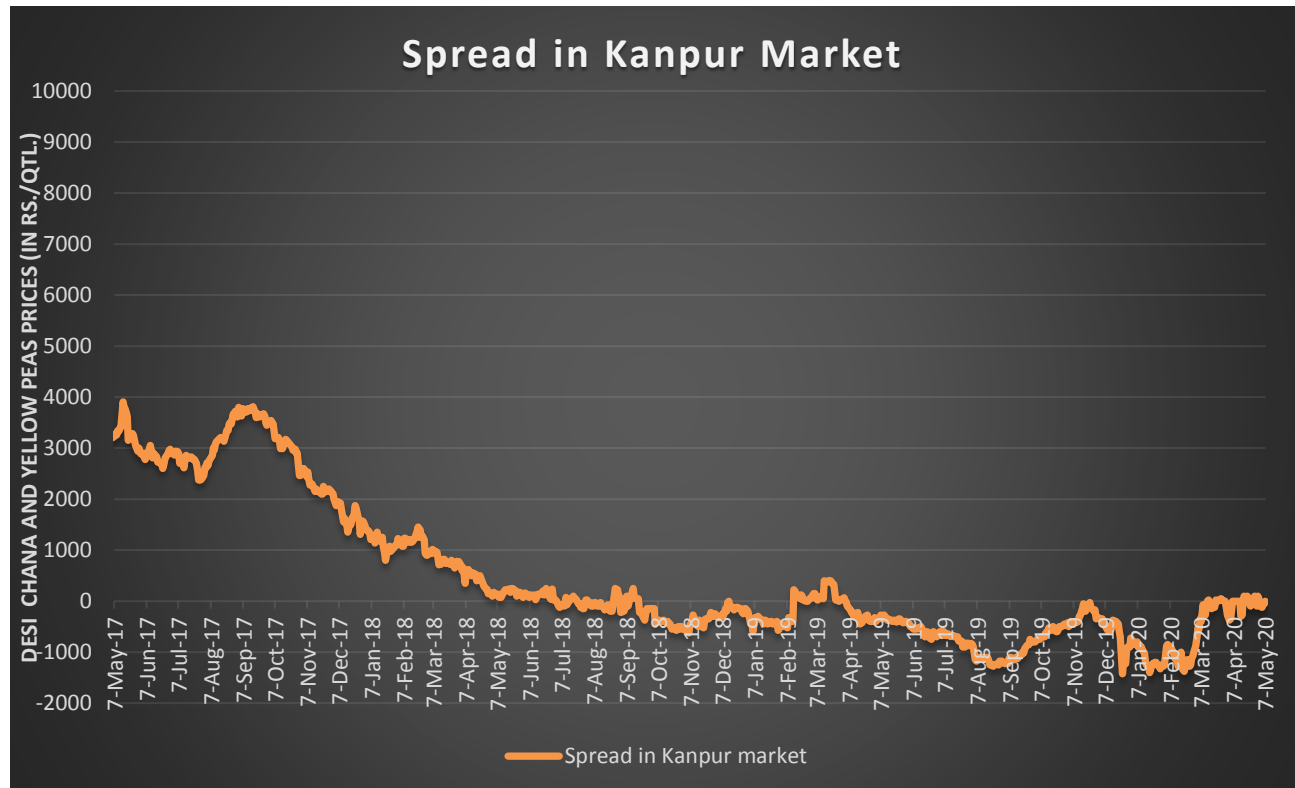

**Current Market Dynamics & Outlook:**

Peas market traded slightly firm due to halted pace of arrival in domestic market and restricted selling by stockists. Kanpur market traded firm at Rs 4700-4800 per qtl. New local crop has started hitting the market. So any major spike is unlikely in April. Overall, all India average price was up by 1.5% to Rs 4700-4750 per qtl in the first week of April. In Mumbai market, there was no quote for yellow peas as stock was exhausted.



### Spread With Chana:

Spread between Chana and Peas, at Kanpur market remained in negative zone. However, gap has increased from Rs 25 to Rs 250 due to decreased chana price and peas price too. Spread is expected to remain in the negative zone in April too on relative movement in Chana prices. Overall outlook seems steady to slightly weak this week too.



**MarketOutlook:** Outlook remains steady to slightly firm in the short term.

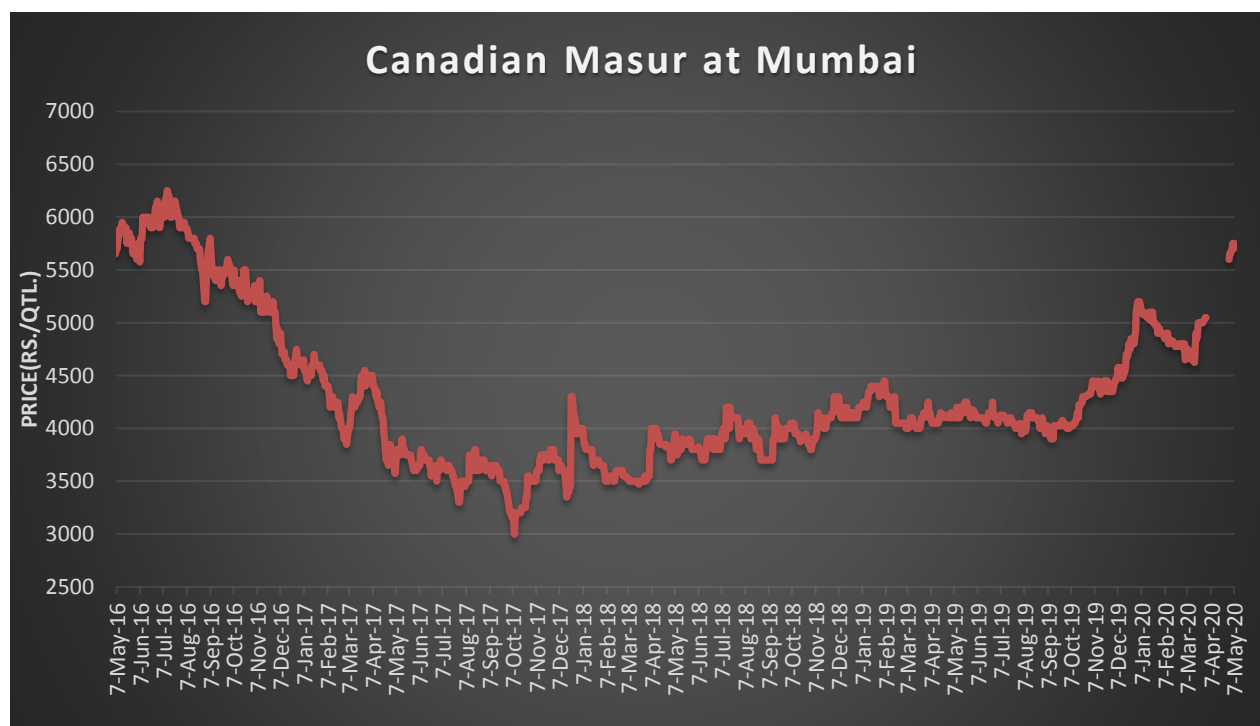
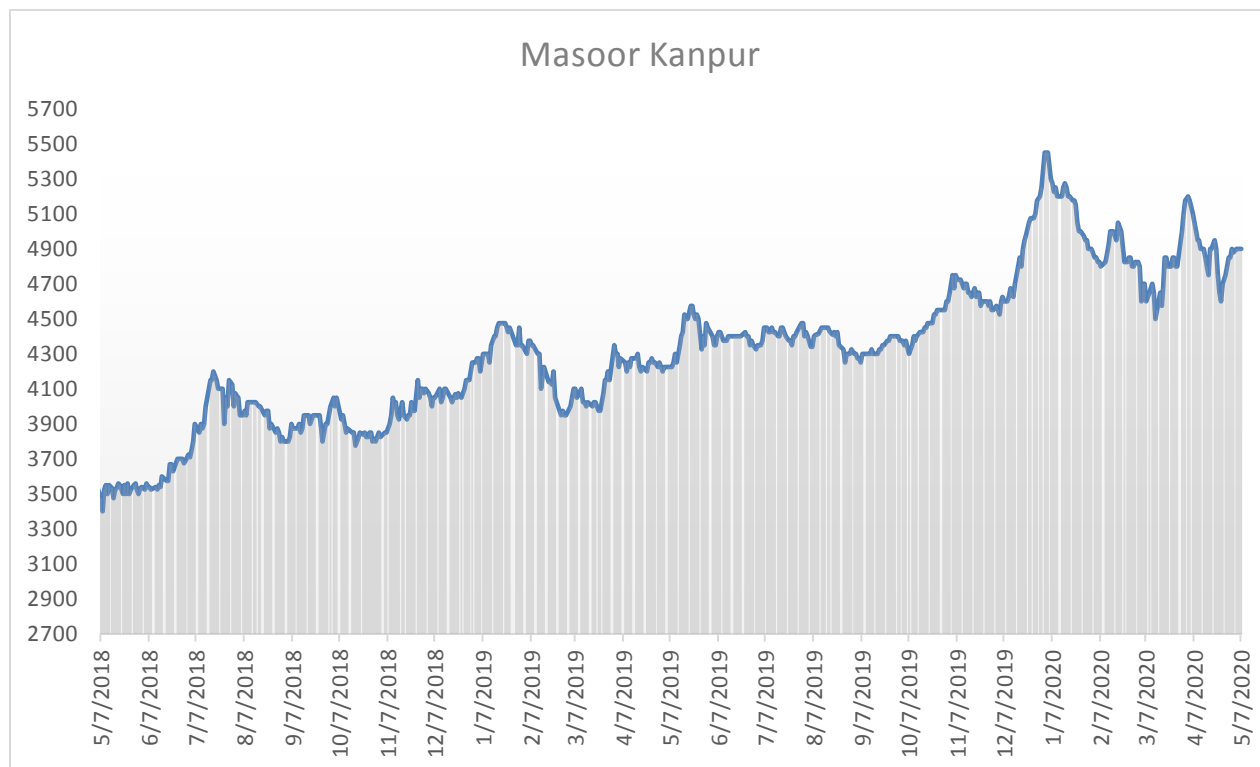
### Lentils (Masoor):

#### Market Recap:

New arrival has started now and govt would procure 1.21 lakhMT on MSP from mid April..Indian farmers have covered 16.5 lakh ha this year. As supply remains disruptedprices are moving up. However a correction is expeted now..It was lower by 4.01% from last year. Even late shown crop is now attaining maturity and harvesting is expected to commence in the second week of March. .Recent rains in growing regions like Uttar Pradesh,MP,Bihar and West Bengal have benefitted standing crop and crop condition is good so far.However,in some fields of west Bengal. Insects like stem cutters have been seen affecting the crop.Now it has been contained successfully..In other regions crop condition is good to cxcellent. Yield is expected to be better from last year.Weather condition in the rest of March is very crucial for the final size of the crop.In normal condition production is likely to exceed 13.5 lakh MT in 2019-20,to be marketed in 2020-21.Pressure on price might be seen.

#### Current Scenario:

In the 1st week of April-2020, average price in key market of Kanpur was up by 6 % to Rs 4700-4750per qtl. Prices are likely to trade steady to slightly firm in the 1st week of April, due commencement of procurement. Even govt may start selling stock from central pool. New crop starts hitting the market.



**Market Outlook:** Prices are likely to stay steady to slightly firm due to good demand prospects. Improved demand from mills and restricted ofloading by stockiests too remains supportive to cash market. Nafed may start selling old crop too. Import is likely to continue in limited volume ahead of new crop. Overall tone in masur market remains firm.



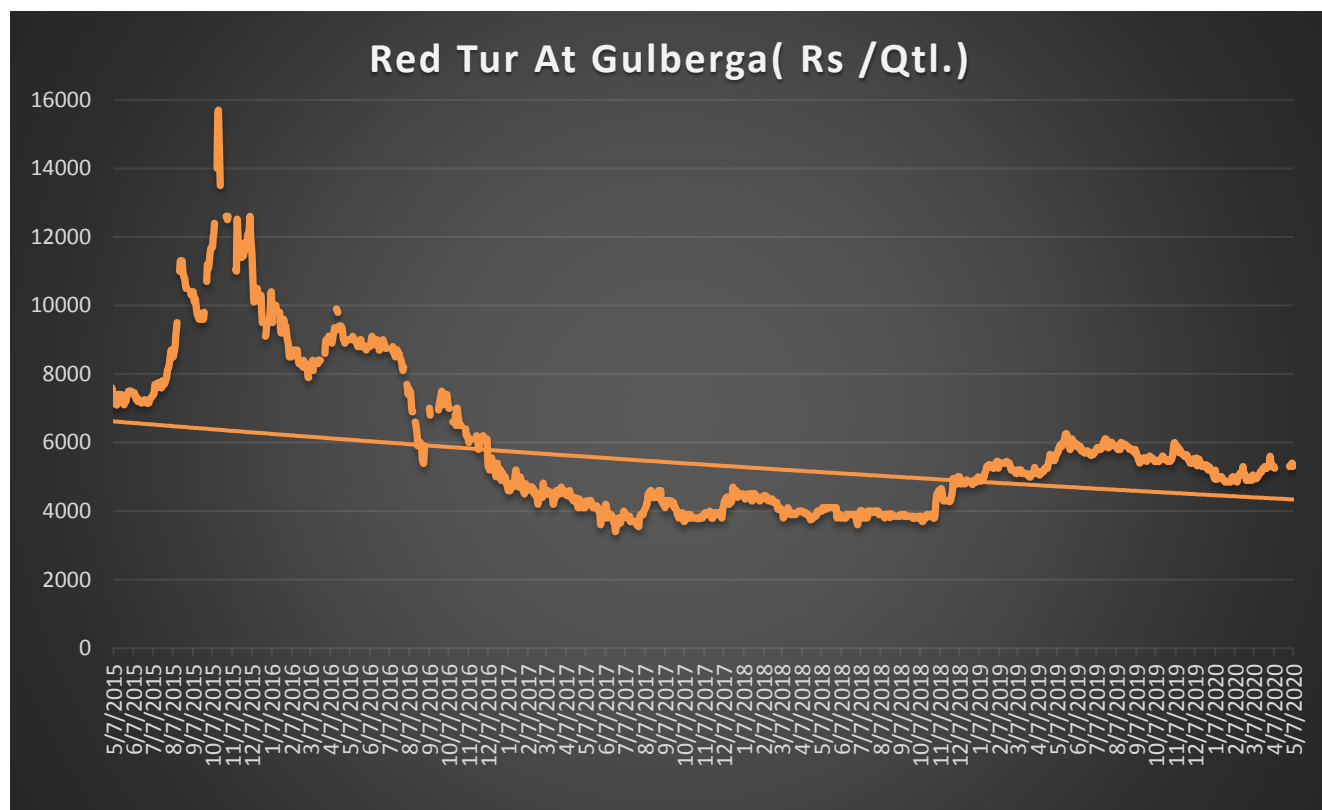
## Pigeon Pea (Tur/Toor):

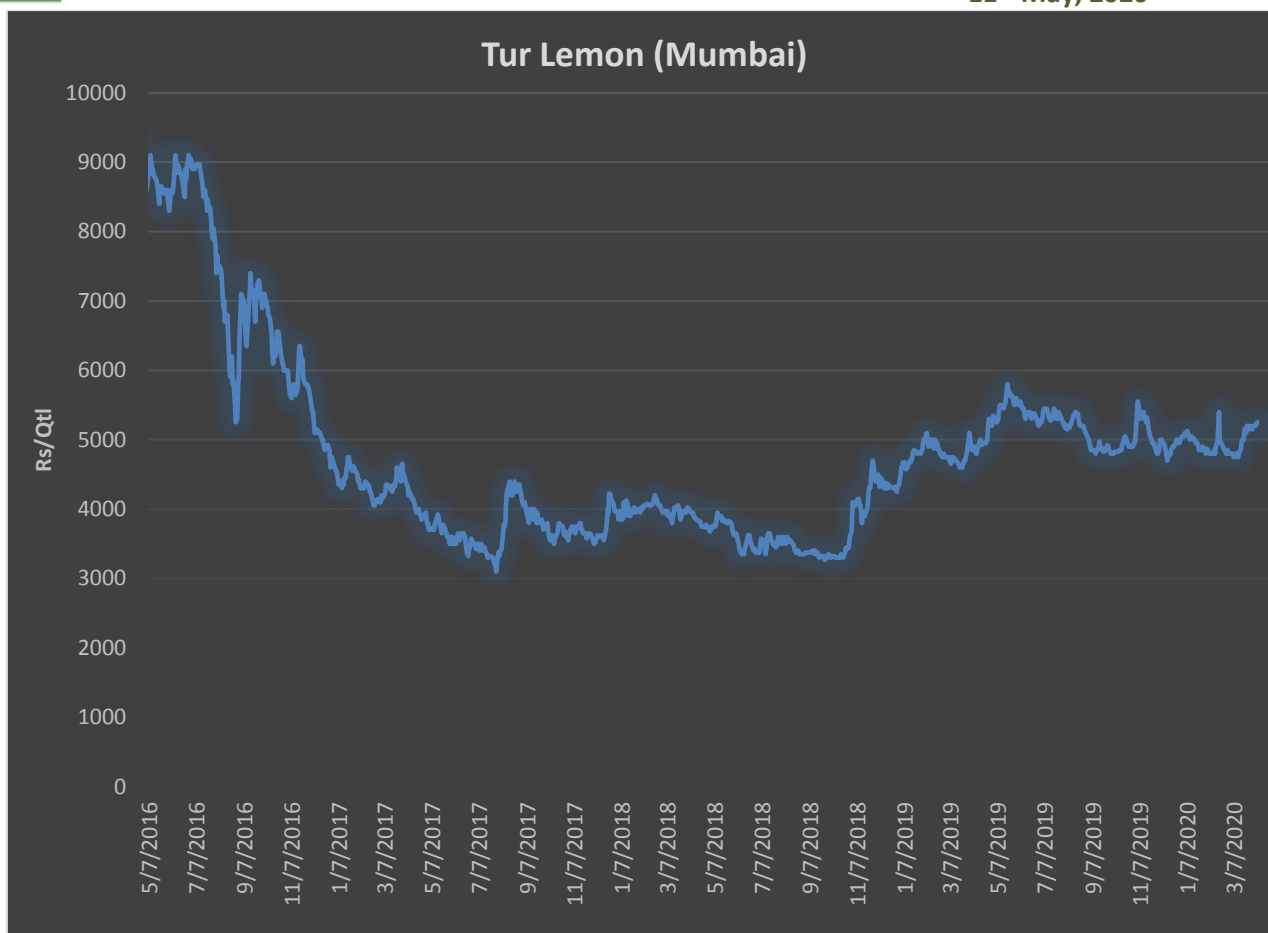
### Market Recap:

Despite lockdown and limited movement, tur may trade at Rs 5200-5500 in Gulbarga market in coming weeks. Procurement drive is expected now in bulk volume after 15th of April, if lockdown time line is relaxed, it may push market up again. In state like Uttar Pradesh, Rajasthan, Bihar and Gujarat late shown crop condition is very good and recent rains have benefitted more than loss by recent rains for harvested crops in Karnataka and MH. Agriwatch is still strict with 37.19 lakh MT production estimate. If weather remains favourable, production size may improve to 37.5 to 38 lakh MT. Quality of new crop coming into market is good so far.

### Current Market Dynamics & Outlook:

Tur procurement target has been fixed at 545573MT. As a nodal agencies Nafed and FCI would procure tur this year, supported by some state agencies too. FCI would procure tur in Karnataka when arrival would start picking up. Actually procurement target has been decreased this year due to lower kharif crop size, so that supply in open market continues. As of now around 3.70 lakh MT has been procured. Crop size may cross 37 lakh MT with prevailing good weather condition. Cash market is expected to trade in the range of Rs 5000-5400 during current March. Steady to slightly firm movement may prevail.





#### **Market Outlook:**

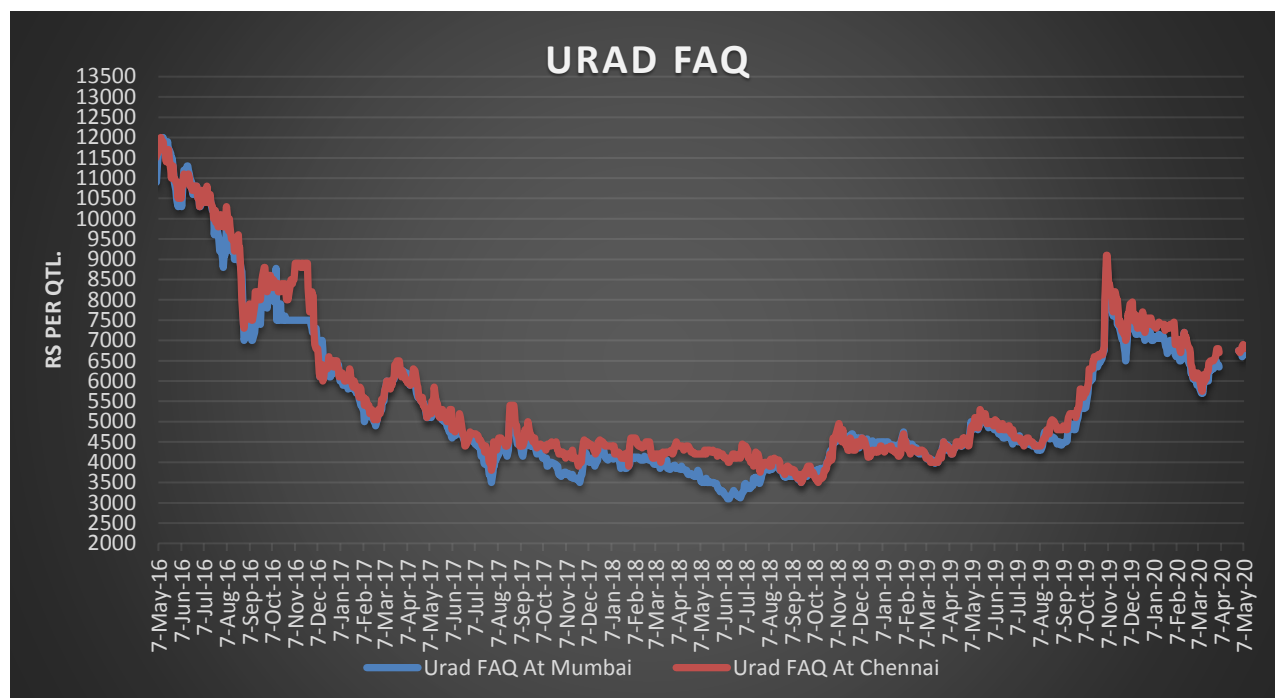
In the 2nd week of May-2020, average price in Gulberga market was up by Rs 150 to Rs 5200-5400, due to higher pace of procurement from new crop and private buying. Apart from this weak demand too are supportive to cash market. Tur price is likely to recover as procurement commences in bulk volume. New arrival started increasing now. Moisture level is decreasing with good sunshine in producing region. It may move up by Rs 200 per qtl. from current level to Rs 5500.

#### **Black Matpe (Urad):**

Market sources say that urad stock in Myanmar is around 3.5 lakh MT. Out of this old stock is said to be around 50,000 MT. Exporters in Myanmar are unwilling to sell urad at lower price as they are well aware of 4 lakh MT import quota approved by India for MY 2020-21. Vessels are expected by the third week of this month, coming from Myanmar via Singapore. As demand for India is higher than availability in Myanmar, price of urad is unlikely to decrease from current level. Under prevailing condition urad may trade steady to slightly firm.

#### **Current Market Dynamics & Outlook:**

Nafed has started intervening into the market with govt.'s consent as it has around 1.75 lakh MT old stock. It too may cap spike in the market. New Rabi crop would be available in March. Area under urad is expected to increase slightly in rabi season. However, it would be unable to compensate the loss seen in kharif season.

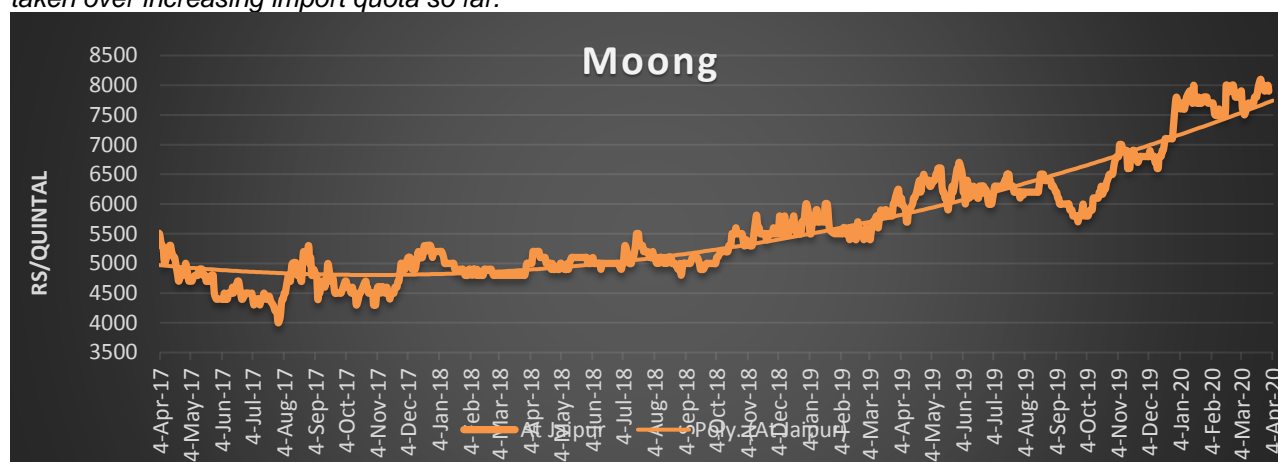


**Market Outlook:** Urad Prices are likely to show steady to firm momentum.

#### **Green Gram (Moong):**

##### **Market Recap:**

Moong cash market traded steady to slightly weak amid firm inner tone. Despite shortage of quality moong demand at higher level got affected and stockists are preferring to release stock slowly at higher level. In Jaipur market moong is being traded at Rs 7600-7650 and may decrease by Rs 200 in coming weeks. If prices continue to move up and govt. may interfere in the market. New crop from rabi season is not expected before mid-March. This week some downward pressure might be seen on cash moong market. Nafed and other agencies have procured 139908.41 MT moong so far. Procurement is over in all states except Karnataka and Rajasthan. Old stock is around 92916.54 MT. This means total availability with Nafed and other agencies is 232,884.95 MT now. Govt may use this stock to cool down prices in domestic market. No decision has been taken over increasing import quota so far.



**Market Outlook:** Moong prices are likely to trade steady to slightly firm in the near term.

**Impot & Average Monthly CiF:**

Pulses Import	Chickpea		Tur		Green Peas		Lentil	
	Quantity/M T	CiF (\$/T)	Quantity/M T	CiF (\$/T)	Quantity/M T	CiF (\$/T)	Quantity/M T	CiF (\$/T)
Apr-19	20150.46	614.17	8057.84	585.92	2728.47	351.98	50968.45	416.82
May-19	28338.26	604.83	5245.7	574.29	8407.68	357.82	32749.37	418.89
Jun-19	22105.65	565.58	11598.9	609.62	7792.69	394.01	51102.96	418.69
Jul-19	36275.21	519.04	29566.5	630.63	16179.8	397.99	78570.91	420.26
Aug-19	33488.04	479.13	47454.12	676.06	8528.94	379.86	92189.73	418.81
Sep-19	28635.44	537.22	56687.75	647.23	475.64	373.7	104577	450.31
Oct-19	33319.98	548.97	141438.07	621.25	149.67	358.95	91835.21	446.93
Nov-19	28265.76	578.88	42195.15	608.17	6384.57	590.92	49685.34	451.19
Dec-19	33907.40	366.91	21161.618	644.37	2996.404	392.97	53615.47	450.32
Jan-20	29191.81	324.42	65432.53	634.88	885.1	405.1	2951.92	300.36
Feb-20	12387.14	387.24	1586.66	575.1	225.45	425.3	612.62	328.8
Mar-20	4013.02	397.1	102.27	675.33	121.6	455.55	62009.78	455.75
Grand Total	310078.17	493.62	430527.11	623.57	54876.01	407.01	670868.76	414.76

Pulses Month	Black Matpe		Moong		Yellow Pea		Kidney Bean	
	Quantity/M T	CiF (\$/T)	Quantity/M T	CiF (\$/T)	Quantity/M T	CiF (\$/T)	Quantity/M T	CiF (\$/T)
Apr-19	431.18	465	513.34	751.56	35714.17	268.31	12881.52	918.81
May-19	1686.04	491.57	743.21	634.79	66284.46	273.12	8638.237	896.05
Jun-19	1582.34	523.16	3497.26	798.28	57214.31	268.76	9005.72	882.54
Jul-19	9099.37	657	11710.49	769.89	46579.47	270.91	11013.61	957.71
Aug-19	58631.61	631.04	17562.83	782.88	54535.91	257.92	10331.41	940.97
Sep-19	40521.56	608.33	21076.08	812.09	60692.86	280.64	5375.24	952.51
Oct-19	44317.83	633.76	12601.73	828.11	61103.25	275.91	10882.04	886.25
Nov-19	43978.87	783.54	1035.66	857.18	74401.71	693.02	9176.25	904.37
Dec-19	18040.2958	1071.68	307	848.1	21976.095	303.35	11042.65	952.68
Jan-20	197.57	782.5	66	875	1225.23	308.1	8510	975.1
Feb-20	200.8	765.54	143.75	920.1	16.36	310.54	163.53	945.24
Mar-20	122787.47	832.1	240	950.23	23.33	410	251.2	1002
Grand Total	341474.94	687.10	69497.35	819.02	479767.16	326.72	97271.41	934.52

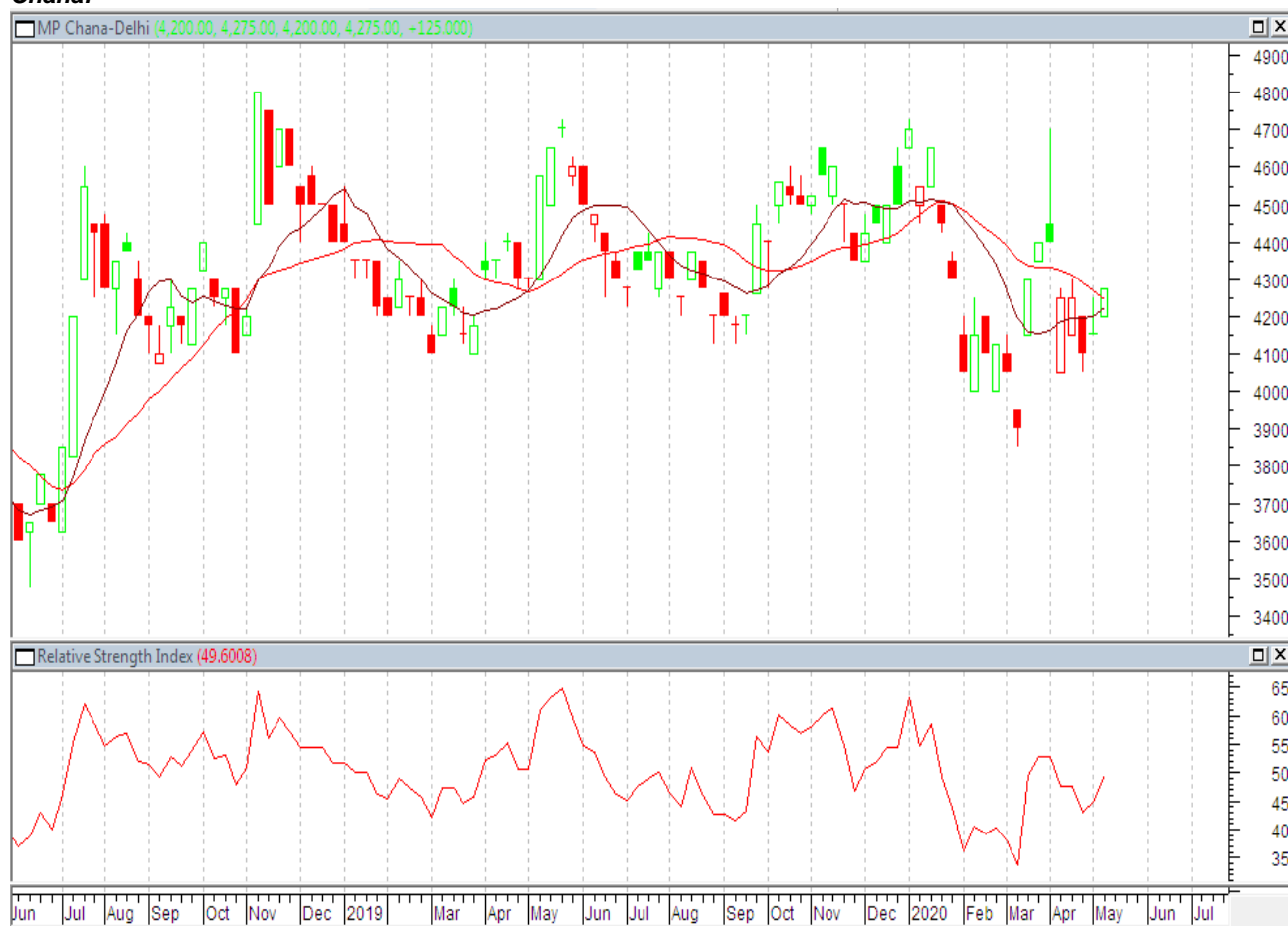
Source-Trades (Export data is awaited)

**Rabi Pulses Sowing as on 31.01.2020:**

Rabi Pulses Progressive Sowing Area Coverage Till 31.01.2020 ( Area in Lakh Ha)					
Crop Name	Normal Area for whole Kharif Season	Area sown reported			
		This Year 2019-20	% of Normal for whole season	Last Year 2018-19	% diff. till date from last year
Gram	93.53	107.21	114.63	96.19	11.45
Lentil	14.19	16.07	113.21	16.91	-4.98
Peas	9.45	9.64	102.06	10.46	-7.77
Kulthi(Horse Gram)	2.04	5.15	252.66	5.43	-5.07
Urad	8.61	7.63	88.62	7.53	1.35
Moong	10.10	6.19	61.31	6.10	1.54

Lathyrus	4.13	3.31	79.99	3.09	6.88
Others	3.94	5.96	151.32	6.07	-1.76
Total Pulses	146.00	161.17	110.39	151.78	6.19

**Pulses Wise Technical Outlook For The Week:-  
Chana:**



**Technical Analysis:**

**Outlook:** –We expect prices to move steady to slightly weak in the coming days.

Chart depicts steady to slightly weak movement in March.

RSI is moving down in neutral region.

Expected price band for Chana in Delhi is 4000 to 4400 for this week.

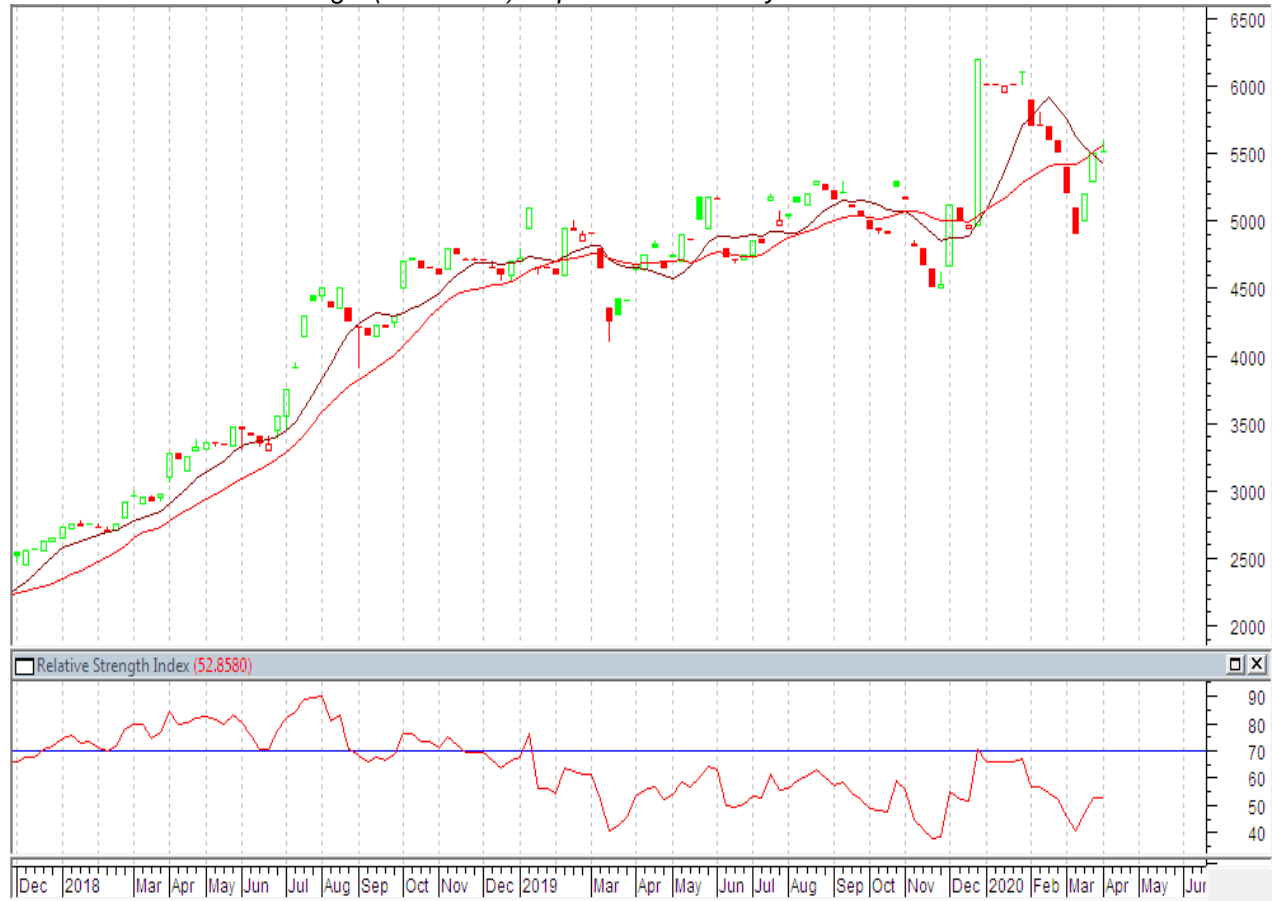
**Strategy:** Sell on rise

**Trade Recommendations:** Go short around 4350 with the first target of 4200 and second target 4100 with stop loss at 4450 level.

**Delhi Chana Physical:**

Support & Resistance				
S1	S1	PCP	R1	R2
3900	4000	4275	4450	4650

**Spot Market outlook:** Chana prices are likely to show steady to slightly weak movement this week

**Peas:**
**Yellow Peas -Canadian Origin (at Mumbai) - Spot Market Weekly Chart**


*Note : Prices are not available,so no update*

**Outlook** –Downward correction may be seen in pea market as chana may move down again and pressurize pea market. If chana trades weak .it may drag down peas price too..

**Technical Analysis:**

- Candle stick chart denotes weak movement in the market.
- RSI is moving down in neutral region.
- Expected price band for pea is 4700-5000 in this week

**Strategy: Sell on rise**

**Trade Recommendations:** Go short around 4950 with the first target of 4800 and second target 4700 with stop loss at 5050 level.

Support & Resistance				
S2	S1	PCP	R1	R2
4650	4750	5500	5050	5150



**Masoor:**
*Desi Masoor (at Kanpur) Spot Market Weekly Chart:*


**Outlook** –Steady to slightly weak movement is likely to be noticed in coming week.

**Technical analysis:**

Chart depicts steady to weak movement in the market.

RSI oscillator is moving weak in neutral region.

Expected price range 4700-5000

**Strategy Sell on rise:**

**Trade Recommendations:** Sell around 5100 with the first target of 4800 and second target 4750 with stop loss at 5200 level.

Support & Resistance				
S2	S1	PCP	R1	R2
4600	4800	4900	5200	5350

**Tur: data not updated**

**Tur (at Gulbarga) Spot Market Weekly Chart:**



**Outlook** - We expect prices to show firm movement in the coming week.

**Technical analysis:**

- Candlestick chart denotes firm movement in the market.
- Oscillator RSI is moving down in neutral region.
- Expected price range is 4750-5300

**Strategy:** Buy on dip

**Trade Recommendations:** -Go long around 4900 with the first target of 5050 and second target 5150 with stop loss at 4900 level.

Support & Resistance				
S2	S1	PCP	R1	R2
4800	4900	4950	5300	5450

**Urad: data not updated**

Urad FAQ- Burma Origin (at Mumbai) Spot Market Weekly Chart:



**Outlook** –We expect steady to slightly weak momentum in the coming week.

**Technical Analysis:**

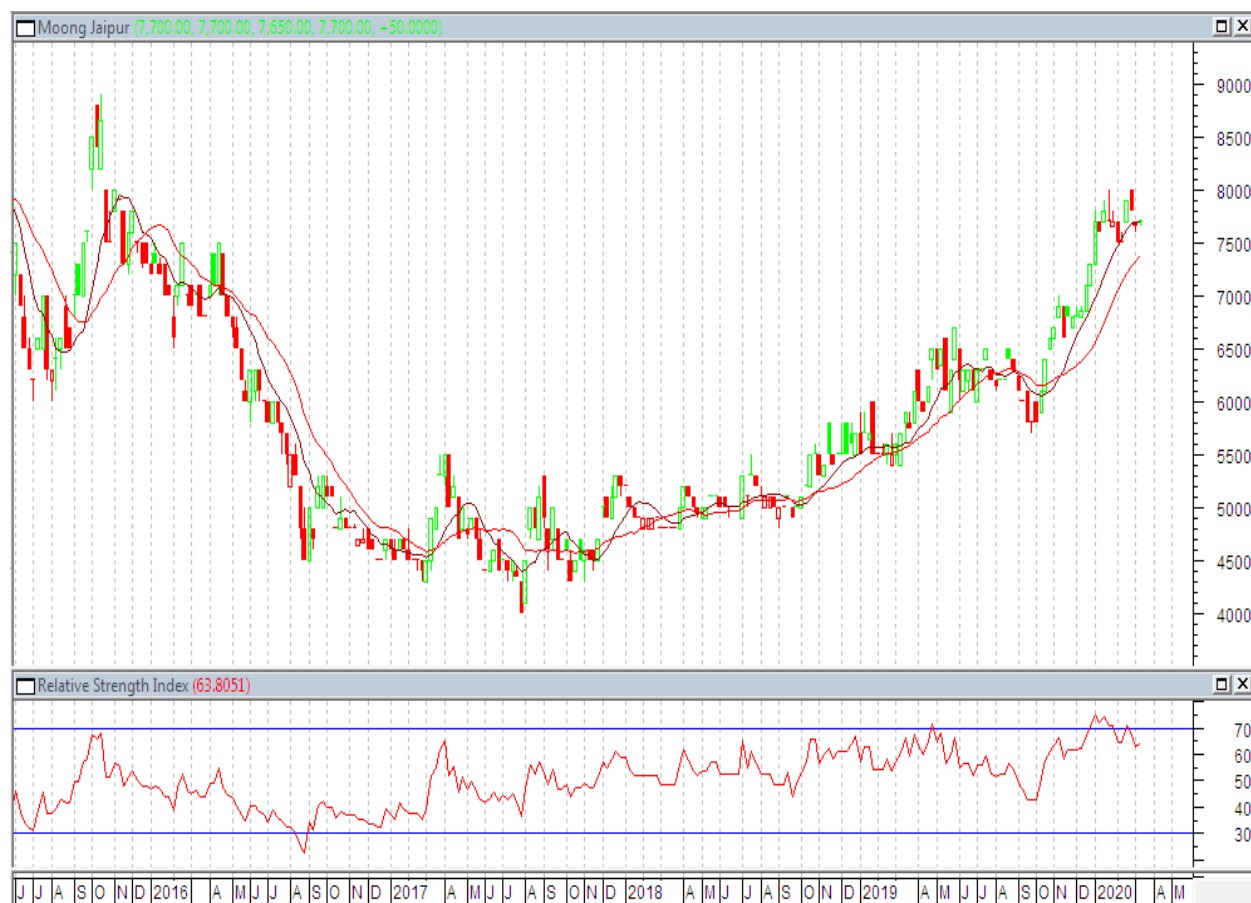
- Candlestick chart shows steady to weak movement in the market.
- RSI is moving down in neutral region.
- Expected price range in 5700-6100

**Strategy: Sell on rise**

**Trade Recommendations:** Go short near 6050 for a target of 5800 and 5750 keeping stop-loss at 6150

Supports & Resistances				
S2	S1	PCP	R1	R2
5700	5800	5950	6150	6350

**Moong: data not updated**  
**Desi Moong (at Jaipur) Spot Market Weekly Chart**



**Outlook** - We expect prices to notice steady to weak movement in this week.

**Technical Analysis:**

- Candlestick chart depicts weak movement in the market.
- RSI is steady in the neutral zone.
- Expected price band is 7200-7800 levels.

**Strategy:** *Sell on dip.*

**Trade Recommendations:** Go short near 7800 with target of 7600 and 7500 keeping stop loss of 7900 level.

Support & Resistance				
S2	S1	PCP	R1	R2
7400	7500	7700	7800	8000

### Indian Pulses MSP

MSP (Rs/Quintal)	2010- 11	2011- 12	2012- 13	2013- 14	2014- 15	2015- 16	2016- 17	2017-18	2018 -19	2019 -20
Tur (Arhar)	3000*	3200*	3850	4300	4350	4625**	5050** *	5450*	5675	5800
Moong	3170*	3500*	4400	4500	4600	4850**	5225** *	5575*	6975	7050
Urad	2900*	3300*	4300	4300	4350	4625**	5000** *	5400*	5600	5700
Gram	2100	2800	3000	3100	3175	3425	4000	* 4400*	4620	4875
Lentil (Masur)	2250	2800	2900	2950	3075	3325	3925	** 4250**	4475	4800
* For 2017-18 Tur (Arhar)5250+ 200 Bonus,Moong5375+ 200 bonus &Urad5200 + 200bonus										

\*: Additional Bonus of Rs 500 per quintal for market arrivals within the first two months of harvesting

\*\* : Additional Bonus of Rs 200 per quintal, \*\*\*:Additional Bonus of Rs 425 per quintal

### Pulses Production Snapshot by MOA:

Pulses	Season	2 <sup>nd</sup> Adv Advance Estimate released on 23.09.2019								4th Adv est.	2019-20	
		2010 -11	2011 -12	2012 -13	2013 -14	2014 -15	2015 -16	2016 -17	2017 -18	2018- 19	Tar get	2nd Adv Est
<b>Tur</b>	Kharif	2.86	2.65	3.02	3.17	2.81	2.56	4.87	4.29	3.32	4.6	3.69
<b>Gram</b>	Rabi	8.22	7.7	8.83	9.53	7.33	7.06	9.38	11.3 8	9.94	11.6	11.22
<b>Urad</b>	Kharif	1.4	1.23	1.43	1.15	1.28	1.25	2.18	2.75	2.36	2.9	1.72
	Rabi	0.36	0.53	0.47	0.55	0.68	0.7	0.66	0.74	0.7	0.8	0.53
	Total	1.76	1.76	1.9	1.7	1.96	1.95	2.84	3.49	3.06	3.7	2.25
<b>Moong</b>	Kharif	1.53	1.24	0.79	0.96	0.87	1	1.64	1.43	1.78	1.6	1.77
	Rabi	0.27	0.4	0.4	0.65	0.64	0.59	0.52	0.59	0.67	0.7	0.5
	Total	1.8	1.64	1.19	1.61	1.51	1.59	2.16	2.02	2.45	2.3	2.27
<b>Lentil</b>	Rabi	0.94	1.06	1.13	1.02	1.04	0.98	1.22	1.62	1.23	0	1.39
<b>Other Pulses</b>	Kharif	1.33	0.93	0.62	0.71	0.77	0.72	0.89	0.83	0.63	1	0.73
<b>Other Pulses</b>	Rabi	1.33	1.34	1.6	1.51	1.74	1.5	1.77	1.78	1.45	3.1	1.47
	Total	2.66	2.27	2.22	2.22	2.51	3.19	3.88	2.61	2.08	4.1	2.2
<b>Total Pulses</b>	Kharif	7.12	6.05	5.86	5.99	5.73	5.53	9.58	9.3	8.09	10.1	7.91
<b>Total Pulses</b>	Rabi	10.1 8	9.97	11.3	12.2 4	10.3 9	10.8 2	13.5 5	16.1 1	13.98	16.2	15.11
<b>All India</b>	Grand Total	17.3 2	16.0 2	17.1 6	18.2 3	16.1 2	16.3 5	23.1 3	25.4 1	22.07	26.3	23.02

Source:Govt of India

### International Pulses scenario:

Canada Pulses:

Pulses & Crop year	Area Seeded	Area Harvested	Yield	Production	Imports	Totals supply	Exports	Total domestic use	Carry out stock	Stock to use ratio	Average price
Year	thousand ha		t/ha	thousand tonnes							\$/t
Dry Pea											
2015-16	1,489	1,470	2.18	3,201	15	3,900	2,647	1,077	176	5	365
2016-17	1,733	1,677	2.88	4,836	32	5,042	3,944	797	300	6	300
2017-18	1,656	1,642	2.5	4,112	12	4,424	3,083	691	650	17	265
2018-19F*	1,463	1,431	2.5	3,581	15	4,246	2,600	901	745	21	240-270
2019-20	1500	1475	2.51	3700	15	4115	2900	865	350	9	255-285
Lentils											
2015-16	1,633	1,630	1.56	2,541	16	2,922	2,145	704	73	3	965
2016-17	2,254	2,221	1.44	3,194	98	3,365	2,455	595	315	10	575
2017-18	1,783	1,774	1.44	2,559	35	2,908	1,537	495	876	43	475
2018-19F*	1,525	1,499	1.4	2,092	20	2,989	1,800	489	700	31	350-380
2019-20	1350	1335	1.5	2000	20	2820	1800	485	535	23	390-420
Dry Beans											
2015-16	124	119	2.2	234	81	342	330	18	2	0	865
2016-17	129	118	2.11	249	91	355	335	19	1	0	885
2017-18	133	131	2.45	322	86	409	351	23	35	9	760
2018-19F*	145	137	2.49	341	80	456	360	26	70	18	815-845
2019-20	145	143	2.14	345	80	515	350	25	140	37	790-820
Chickpeas											
2015-16	50	50	1.8	90	14	229	151	63	15	7	815
2016-17	62	44	1.86	82	27	129	108	20	1	1	1000
2017-18	68	68	1.49	102	48	151	116	34	1	1	950
2018-19F*	179	176	1.77	311	25	337	100	67	170	102	450-480
2019-20	75	74	1.76	130	18	348	100	68	180	107	520-550

Australia Area &amp; Production Estimate:

Australia Area Production Forecast												
Winter Crop source: Abares	Area					Production					Area % Ch(18-19)	Production % Ch(18-19)
S-Est.	2015-16	2016-17	2017-18s	2018-19f	2019-20f	2015-16	2016-17	2017-18s	2018-19f	2019-20f	From 2018-19	From 2018-19



<b>F-Forecast</b>	'000 ha	'000 ha	'000 ha	'000 ha	'000 ha	kt	kt	kt	kt	kt	'000 ha	kt
Chickpeas	677	1,069	1,075	303	370	875	2,004	998	282	366	22.11	29.79
Faba beans	220	233	313	178	227	301	484	416	217	326	27.53	50.23
Field peas	238	230	291	179	202	205	415	317	152	249	12.85	63.82
Lentils	225	276	418	303	285	182	680	543	323	384	-5.94	18.89
Lupins	534	515	612	500	483	652	1,031	714	693	678	-3.40	-2.1645
Source:ABARES												

*Australia Statewise:*

<b>Table : Production, other crops, Australian states, 2016–17 to 2019–20</b>												
<b>Winter crops</b>	<b>New South Wales</b>		<b>Victoria</b>		<b>Queensland</b>		<b>South Australia</b>		<b>Western Australia</b>		<b>Tasmania</b>	
	<b>area</b>	<b>pro d.</b>	<b>area</b>	<b>pro d.</b>	<b>area</b>	<b>pro d.</b>	<b>area</b>	<b>pro d.</b>	<b>area</b>	<b>pro d.</b>	<b>area</b>	<b>pro d.</b>
	'000 ha	kt	'000 ha	kt	'000 ha	kt	'000 ha	kt	'000 ha	kt	'000 ha	kt
<b>Chickpeas</b>												
2019-20f	100	123	20	24	180	198	12	15	8	12	0	0
2018–19 f	22	22	20	20	200	190	25	25	8	12	0	0
2017–18 s	450	407	55	60	575	638	30	35	6	8	0	0
2016–17	480	792	16	28	550	1,150	19	27	4	7	0	0
Five-year average to 2018–19	312	399	31	36	335	476	22	23	5	7	0	0
<b>Field peas</b>												
2019-20f	27	26	55	65	0	0	85	110	35	48	0	0
2018–19 f	39	29	50	35	0	0	70	50	20	38	0	0
2017–18 s	52	52	60	70	0	0	90	125	20	42	0	0
2016–17	50	85	49	100	0	0	100	175	31	55	0	0
Five-year average to 2018–19	53	60	58	62	0	0	99	114	26	39	0	0
<b>Lentils</b>												
2019-20	5	4	110	120	0	0	160	250	10	10	0	0
2018–19 f	7	5	125	105	0	0	160	200	11	13	0	0
2017–18 s	22	29	150	200	0	0	175	250	6	6	0	0
2016–17	5	10	110	200	0	0	160	470	0	0	0	0
Five-year average to 2018–19	3	4	128	137	0	0	147	249	4	4	0	0
<b>Lupins</b>												
2019-20	38	32	40	41	0	0	45	55	360	350	0	0
2018–19 f	50	38	30	20	0	0	40	35	380	600	0	1
2017–18 s	95	46	49	52	0	0	66	82	402	532	0	1
2016–17	51	66	33	60	0	0	70	100	361	805	0	0

Five-year average to 2018–19	69	65	38	38	0	0	61	69	352	555	0	0
fABARES forecast. s ABARES estimate. Note: Zero is used to denote nil or less than 500 tonnes or 500 hectares.												
Sources: ABARES; Australian Bureau of Statistics; Pulse Australia												

**Pulses Weekly Price Sheet:**

Pulse s	State	Market	Pulses Variety/Origin (Rs in Qtl)	7-May- 20	30- Apr-20	7-Apr- 20	7-May- 19
Chan a	Delhi	Delhi	Chana (Australia)	4400	4350	4300	4500
Chan a	Maharashtr a	Mumbai	Chana (Australia)	Closed	Closed	Closed	4250
Chan a	West Bengal	Kolkatta	Chana (Australia)	NA	NA	Closed	4600
Chan a	Maharashtr a	Mumbai	Chana (Australia) in \$/t	NA	NA	Closed	NA
Chan a	Maharashtr a	Mumbai	Chana (Tanzania) in \$/t	NA	NA	Closed	NA
Chan a	Maharashtr a	Mumbai	Kabuli Chana (Russia) in \$/t	NA	NA	Closed	NA
Chan a	Delhi	Delhi	Chana Kantewala/Katawala (M.P. Origin)	4275	4200	4150	4350
Chan a	Rajasthan	Ramganj	Chana (Both Desi and Kantewala)	closed	closed	closed	NA
Chan a	Madhya Pradesh	Indore	Chana kantewala/katawala	closed	closed	closed	NA
Chan a	Madhya Pradesh	Dewas	Chana Kantewala/Katawala	closed	closed	closed	NA
Chan a	Madhya Pradesh	Neemuch	Chana Kantewala/Katawala	Closed	Closed	Closed	NA
Chan a	Madhya Pradesh	Rajgarh	Chana Kantewala/Katawala	closed	closed	closed	NA
Chan a	Maharashtr a	Nanded	Chana Kantewala/Katawala	Closed	Closed	Closed	4200
Chan a	Maharashtr a	Barshi	Chana Kantewala/Katawala	3600	3700	3600	3800
Chan a	Maharashtr a	Mumbai	Chana (Ethiopia)	Closed	Closed	Closed	4250
Chan a	Delhi	Delhi	Chana Rajasthan	4325	4300	4250	4425
Chan a	Maharashtr a	Mumbai	Chana (Tanzania)	Closed	Closed	Closed	NA
Chan a	Maharashtr a	Akola	Chana Annagiri	Closed	Closed	Closed	NA
Chan a	Maharashtr a	Latur	Chana Annagiri	Closed	4000	Closed	NA

Pulse s	State	Market	Pulses Variety/Origin (Rs in Qtl)	7-May- 20	30- Apr-20	7-Apr- 20	7-May- 19
Chan a	Maharashtr a	Nagpur	Chana Annagiri	NA	Closed	Closed	NA
Chan a	Maharashtr a	Nanded	Chana Annagiri	Closed	Closed	Closed	4300
Chan a	Maharashtr a	Udgir	Chana Annagiri	Closed	Closed	Closed	NA
Chan a	Karnataka	Gulbarga	Chana Annagiri	3900	Closed	4000	NA
Chan a	Delhi	Delhi	Chana Besan	5571	5429	5786	5357
Chan a	Maharashtr a	Akola	Chana Chapa	Closed	Closed	Closed	NA
Chan a	Maharashtr a	Nagpur	Chana chapa	NA	Closed	Closed	NA
Chan a	Maharashtr a	Barshi	Chana Chapa	3800	3900	3800	4100
Chan a	Madhya Pradesh	Gwalior	Chana Desi	closed	closed	closed	NA
Chan a	Madhya Pradesh	Harda	Chana Desi	closed	closed	closed	NA
Chan a	Madhya Pradesh	Ganjbasod a	Chana Desi	closed	closed	closed	NA
Chan a	Madhya Pradesh	Katni	Chana Desi	closed	closed	closed	NA
Chan a	Madhya Pradesh	Pipariya	Chana Desi	4100	closed	closed	NA
Chan a	Madhya Pradesh	Morena	Chana Desi	NA	closed	closed	NA
Chan a	Madhya Pradesh	Bina	Chana Desi	closed	closed	closed	NA
Chan a	Madhya Pradesh	Dabra	Chana Desi	4100	Closed	Closed	NA
Chan a	Madhya Pradesh	Ashok Nagar	Chana Desi	closed	closed	closed	NA
Chan a	Madhya Pradesh	Bhind	Chana Desi	4100	closed	closed	4000
Chan a	Maharashtr a	Ahmedna gar	Chana Desi	3850	Closed	Closed	4300
Chan a	Maharashtr a	Barshi	Chana Desi	3600	3700	3600	3800
Chan a	Maharashtr a	Nagpur	Chana Desi	NA	Closed	Closed	NA
Chan a	Maharashtr a	Hingangha t	Chana Desi	Closed	Closed	Closed	NA

Pulse s	State	Market	Pulses Variety/Origin (Rs in Qtl)	7-May- 20	30- Apr-20	7-Apr- 20	7-May- 19
Chan a	Rajasthan	Jaipur	Chana Desi	closed	closed	closed	4400
Chan a	Rajasthan	Srigangan agar	Chana Desi	closed	closed	closed	4125
Chan a	Rajasthan	Kekri	Chana Desi	NA	3900	closed	4000
Chan a	Rajasthan	Bundi	Chana Desi	3868	4250	closed	NA
Chan a	Rajasthan	Ajmer	Chana Desi	closed	closed	closed	4085
Chan a	Rajasthan	Alwar	Chana Desi	4000	NA	closed	NA
Chan a	Andhra Pradesh	Vijaywada	Chana Desi	Closed	Closed	Closed	NA
Chan a	Andhra Pradesh	Banagana palli	Chana Desi	4400	NA	NA	4800
Chan a	Uttar Pradesh	Jhansi	Chana Desi	Closed	Closed	Closed	NA
Chan a	Uttar Pradesh	Kanpur	Chana Desi	4800	4700	Closed	4425
Chan a	Gujarat	Dahod	Chana Desi	4050	4100	Closed	4250
Chan a	Rajasthan	Bikaner	Chana	closed	closed	closed	NA
Chan a	Maharashtr a	Jalgoan	Chana	Closed	Closed	Closed	4300
Chan a	Maharashtr a	Solapur	Chana	4200	Closed	Closed	4650
Chan a	Maharashtr a	Amaravati	Chana	Closed	Closed	Closed	NA
Chan a	Chhattisgar h	Raipur	Chana	Closed	Closed	Closed	4175
Chan a	Karnataka	Sedam	Chana	3800	4000	3900	NA
Chan a	Maharashtr a	Jalna	Chana Gauran	3800	3900	Closed	4200
Chan a	Maharashtr a	Latur	Chana Gauran	Closed	3850	Closed	NA
Chan a	Madhya Pradesh	Ujjain	Chana Dollar	closed	closed	closed	NA
Chan a	Maharashtr a	Jalna	Chana Pila	3850	4000	Closed	4300
Chan a	Maharashtr a	Latur	Chana G 12/Vijay	Closed	4100	Closed	NA

Pulse s	State	Market	Pulses Variety/Origin (Rs in Qtl)	7-May- 20	30- Apr-20	7-Apr- 20	7-May- 19
Chan a	Maharashtr a	Udgir	Chana Vijay	Closed	Closed	Closed	NA
Chan a	Madhya Pradesh	Indore	Kabuli Chana 58-60 Export Quality	closed	closed	closed	NA
Chan a	Madhya Pradesh	Indore	Kabuli Chana 44-46 Mill Quality	closed	closed	closed	NA
Chan a	Maharashtr a	Mumbai	Kabuli Chana (Russia)	Closed	Closed	Closed	4200
Chan a	Madhya Pradesh	Indore	Raw Kabuli Chana Quality	closed	closed	closed	NA
Chan a	Madhya Pradesh	Dabra	Kabuli Chana	NA	Closed	Closed	NA
Chan a	Maharashtr a	Latur	Chana Mixed (Mill)	Closed	3850	Closed	NA
Chan a	Maharashtr a	Akola	Chana Mixed	Closed	Closed	Closed	NA
Chan a	Maharashtr a	Ahmedna gar	Chana Vishal	3950	Closed	Closed	4400
Chan a	Karnataka	Gulbarga	Chana Dall (Branded)	NA	Closed	5600	NA
Chan a	Madhya Pradesh	Indore	Chana Dall (Average Quality)	closed	closed	closed	NA
Chan a	Delhi	Delhi	Chana Dall	5125	5100	5100	5150
Chan a	Maharashtr a	Jalgoan	Chana Dall	Closed	Closed	Closed	5600
Chan a	Maharashtr a	Latur	Chana Dall	Closed	5300	Closed	NA
Chan a	Madhya Pradesh	Gwalior	Chana Dall	closed	closed	closed	NA
Chan a	Rajasthan	Bikaner	Chana Dall	closed	closed	closed	NA
Chan a	Maharashtr a	Nagpur	Chana Dall	NA	Closed	Closed	NA
Chan a	Madhya Pradesh	Dabra	Chana Dall	NA	Closed	Closed	NA
Chan a	Karnataka	Gulbarga	Chana Dall	NA	Closed	5500	NA
Chan a	Madhya Pradesh	Pipariya	Chana Dall	5600	closed	closed	NA
Chan a	Uttar Pradesh	Kanpur	Chana Dall	5400	5300	Closed	5000
Chan a	Jharkhand	Jamshedp ur	Chana Dall	Closed	Closed	Closed	NA

Pulse s	State	Market	Pulses Variety/Origin (Rs in Qtl)	7-May- 20	30- Apr-20	7-Apr- 20	7-May- 19
Chana	Maharashtra	Akola	Chana Dall	Closed	Closed	Closed	NA
Chana	Maharashtra	Barshi	Chana Dall	6100	6200	6600	6500
Chana	Madhya Pradesh	Bhind	Chana Dall	5200	closed	closed	5400
Masur	Uttar Pradesh	Kanpur	Masur (Bareilly)	4850	4800	Closed	4275
Masur	Uttar Pradesh	Kanpur	Masur Mill Quality Kanpur	4900	4850	Closed	4225
Masur	Madhya Pradesh	Gwalior	Masur	closed	closed	closed	NA
Masur	Madhya Pradesh	Vidisha	Masur	Closed	Closed	Closed	NA
Masur	Madhya Pradesh	Ganj Basoda	Masur	closed	closed	closed	NA
Masur	Madhya Pradesh	Katni	Masur	closed	closed	closed	NA
Masur	Uttar Pradesh	Jhansi	Masur	Closed	Closed	Closed	NA
Masur	Bihar	Patna	Masur	5800	Closed	Closed	4375
Masur	Chhattisgarh	Raipur	Masur	Closed	Closed	Closed	4225
Masur	Madhya Pradesh	Ashok Nagar	Masur Desi	closed	closed	closed	NA
Masur	Madhya Pradesh	Pipariya	Masur Desi	NA	closed	closed	NA
Masur	Madhya Pradesh	Neemuch	Masur Desi	Closed	Closed	Closed	NA
Masur	Madhya Pradesh	Indore	Masur Medium (barik)	closed	closed	closed	NA
Masur	Madhya Pradesh	Dabra	Masur Medium	NA	Closed	Closed	NA
Masur	Madhya Pradesh	Rajgarh	Masur Medium	closed	closed	closed	NA
Masur	Jharkhand	Jamshedpur	Masur Dall Malka	Closed	Closed	Closed	NA
Masur	Madhya Pradesh	Gwalior	Masur Dall Malka	closed	closed	closed	NA
Masur	Madhya Pradesh	Indore	Masur Dall (Medium)	closed	closed	closed	NA
Masur	Delhi	Delhi	Masur Dall Choti	6800	7000	7100	5450



Pulse s	State	Market	Pulses Variety/Origin (Rs in Qtl)	7-May- 20	30- Apr-20	7-Apr- 20	7-May- 19
Masur	Delhi	Delhi	Masur Badi /Malka dal	6400	6650	6200	4850
Masur	Delhi	Delhi	Masur Canadian	5650	5625	5350	4000
Masur	West Bengal	Kolkatta	Masur (Canada)	5800	5600	Closed	#N/A
Masur	Tamil Nadu	Chennai	Yellow Lentil (Canada Laird No.1 )	11000	11000	11000	8825
Masur	Tamil Nadu	Chennai	Yellow Lentil (Canada Laird No.2 )	10800	10800	10800	8650
Masur	Tamil Nadu	Chennai	Yellow Lentil (Canada Laird No.3 )	10600	10600	10600	8500
Masur	Madhya Pradesh	Indore	Masur Mota Masra	closed	closed	closed	NA
Masur	Madhya Pradesh	Indore	Masur Chota (FAQ)	closed	closed	closed	NA
Masur	Maharashtra	Mumbai	Masur (Canada)(Container)	Closed	Closed	Closed	4100
Masur	Maharashtra	Mumbai	Masur Vessel	Closed	Closed	Closed	3950
Masur	Delhi	Delhi	Masur (Kotaline)	5650	5525	5425	4300
Masur	Delhi	Delhi	Masur (Sikri Line)	5850	6000	6000	5050
Masur	Delhi	Delhi	Masur Chanti-Export Quality	7300	7600	7500	6200
Masur	Madhya Pradesh	Bina	Masur Kali	closed	closed	closed	NA
Moong	Maharashtra	Mumbai	Moong Annaseva (Burma) in \$/t	NA	NA	Closed	NA
Moong	Maharashtra	Mumbai	Moong Pedishewa/Pedisheva/(Burma) in \$/t	NA	NA	Closed	NA
Moong	Maharashtra	Mumbai	Moong Pokako/Pakaku (Burma) in \$/t	NA	NA	Closed	NA
Moong	Maharashtra	Mumbai	Moong (Tanzania)	Closed	Closed	Closed	6000
Moong	Delhi	Delhi	Moong (Kanpur-U.P.)	NA	NA	Closed	NA
Moong	Delhi	Delhi	Moong Desi (Merta City-Raj)	8500	8500	Closed	6000
Moong	Delhi	Delhi	Moong (Mertacity Polish-Raj)	9000	9000	Closed	6500
Moong	Karnataka	Gulbarga	Moong FAQ	NA	Closed	NA	NA

Pulse s	State	Market	Pulses Variety/Origin (Rs in Qtl)	7-May- 20	30- Apr-20	7-Apr- 20	7-May- 19
Moong	Uttar Pradesh	Kanpur	Moong (UP line)	9000	9300	Closed	NA
Moong	Maharashtra	Akola	Moong	Closed	Closed	Closed	NA
Moong	Maharashtra	Barshi	Moong	7400	9000	8000	5200
Moong	Maharashtra	Ahmednagar	Moong	9000	Closed	Closed	6500
Moong	Madhya Pradesh	Harda	Moong	closed	closed	closed	NA
Moong	Rajasthan	Kekri	Moong	NA	8000	closed	5900
Moong	Maharashtra	Latur	Moong	Closed	NA	Closed	NA
Moong	Madhya Pradesh	Dabra	Moong	NA	Closed	Closed	NA
Moong	Rajasthan	Sriganganagar	Moong	closed	closed	Closed	NA
Moong	Andhra Pradesh	Vijaywada	Moong	Closed	Closed	Closed	NA
Moong	Rajasthan	Ajmer	Moong Desi	closed	closed	closed	6300
Moong	Uttar Pradesh	Hathras	Moong Desi	Closed	Closed	Closed	NA
Moong	Madhya Pradesh	Pipariya	Moong Desi	NA	closed	closed	NA
Moong	Maharashtra	Udgir	Moong Desi	Closed	Closed	Closed	NA
Moong	Gujarat	Dahod	Moong (Chamki)	8700	8000	Closed	5800
Moong	Karnataka	Gulbarga	Moong (Chamki)	NA	Closed	7600	NA
Moong	Madhya Pradesh	Indore	Moong (Chamki)	closed	closed	closed	NA
Moong	Maharashtra	Jalgoan	Moong (Chamki)	Closed	Closed	Closed	7000
Moong	Maharashtra	Jalna	Moong (Chamki)	NA	NA	Closed	7000
Moong	Rajasthan	Jaipur	Moong (Chamki)	closed	closed	closed	6400
Moong	Rajasthan	Merta	Moong Chilka	7900	NA	closed	NA
Moong	Rajasthan	Merta	Moong Mogar	7700	NA	closed	NA

Pulse s	State	Market	Pulses Variety/Origin (Rs in Qtl)	7-May- 20	30- Apr-20	7-Apr- 20	7-May- 19
Moong	Rajasthan	Merta	Moong Polish	7900	NA	closed	NA
Moong	Karnataka	Yadgir	Moong Polish	8700	NA	NA	NA
Moong	Karnataka	Gulbarga	Moong Dall Mogar (Colourful Branded)	NA	Closed	12200	NA
Moong	Rajasthan	Bikaner	Moong Dall Split (Average)	closed	closed	closed	NA
Moong	Delhi	Delhi	Moong (Chilka Dal-Raj)	11000	11000	Closed	8200
Moong	Delhi	Delhi	Moong Mogar Dall	11500	11500	Closed	8200
Moong	Maharashtra	Akola	Moong Dall Mogar (bold)	Closed	Closed	Closed	NA
Moong	Madhya Pradesh	Indore	Moong Dall Mogar	closed	closed	closed	NA
Moong	Jharkhand	Jamshedpur	Moong Dall Mogar	Closed	Closed	Closed	NA
Moong	Jharkhand	Jamshedpur	Moong Dal Mogar (Sortex)	Closed	Closed	Closed	NA
Moong	Maharashtra	Mumbai	Moong Kenya	Closed	Closed	Closed	6500
Moong	Maharashtra	Mumbai	Moong Pokako/Pakkaku	Closed	Closed	Closed	5400
Moong	Maharashtra	Jalna	Moong Gauran	NA	NA	Closed	5500
Moong	Karnataka	Sedam	Moong Green	NA	NA	NA	NA
Moong	West Bengal	Kolkatta	Moong Pedishewa/Pedisheva	NA	NA	Closed	#N/A
Moth	Rajasthan	Jaipur	Moth	closed	closed	closed	5800
Moth	Rajasthan	Nokha	Moth	6200	6300	Closed	NA
Moth	Rajasthan	Bhilwara	Moth	NA	closed	Closed	NA
Pea	Maharashtra	Mumbai	Peas White/Yellow (America)	Closed	Closed	Closed	4650
Pea	Maharashtra	Mumbai	Peas Green (America)	Closed	Closed	Closed	6800
Pea	Uttar Pradesh	Kanpur	Peas White (Canada)	NA	NA	Closed	NA
Pea	Maharashtra	Mumbai	Peas White/Yellow (Canada)	Closed	Closed	Closed	4650
Pea	West Bengal	Kolkatta	Peas Yellow/White (Canada)	NA	NA	Closed	#N/A

Pulses	State	Market	Pulses Variety/Origin (Rs in Qtl)	7-May-20	30-Apr-20	7-Apr-20	7-May-19
Pea	Maharashtra	Mumbai	Peas Green (Canada)	Closed	Closed	Closed	6800
Pea	West Bengal	Kolkatta	Peas Green (Canada)	NA	NA	Closed	#N/A
Pea	West Bengal	Kolkatta	Peas Yellow/White (Russia)	NA	NA	Closed	#N/A
Pea	Maharashtra	Mumbai	Peas Yellow (Russia)	Closed	Closed	Closed	NA
Pea	Uttar Pradesh	Kanpur	Peas Desi	4850	4800	Closed	4700
Pea	Madhya Pradesh	Gwalior	Peas White	closed	closed	closed	NA
Pea	Madhya Pradesh	Harpalpur	Peas White	NR	closed	closed	NA
Pea	Uttar Pradesh	Jhansi	Peas White	Closed	Closed	Closed	NA
Pea	Madhya Pradesh	Dabra	Peas White	NA	Closed	Closed	NA
Pea	Delhi	Delhi	Peas Green	11500	11600	12000	7000
Pea	Madhya Pradesh	Dabra	Peas Green	NA	Closed	Closed	NA
Pea	Delhi	Delhi	Peas Yellow	6400	6400	6500	5200
Pea	Jharkhand	Jamshedpur	Peas Dall	Closed	Closed	Closed	NA
Pea	Madhya Pradesh	Gwalior	Peas White Dall	closed	closed	closed	NA
Tur	Maharashtra	Mumbai	Tur Lemon (Burma) in \$/t	NA	NA	Closed	NA
Tur	Tamil Nadu	Chennai	Tur Lemon (Burma) in \$/t	NA	NA	NA	NA
Tur	Uttar Pradesh	Kanpur	Tur (MP)	5150	5200	Closed	5600
Tur	Uttar Pradesh	Kanpur	Tur (UP Line)	5250	5300	Closed	5700
Tur	Maharashtra	Nagpur	Tur (Mah.)	5300	Closed	Closed	NA
Tur	Madhya Pradesh	Indore	Tur Mah. Origin	closed	closed	closed	NA
Tur	Maharashtra	Jalna	Tur BDM	5200	5400	Closed	5850
Tur	Maharashtra	Hingangaht	Tur	Closed	Closed	Closed	NA
Tur	Maharashtra	Solapur	Tur	5400	Closed	Closed	5750
Tur	Madhya Pradesh	Katni	Tur	closed	closed	closed	NA

Pulse s	State	Market	Pulses Variety/Origin (Rs in Qtl)	7-May- 20	30- Apr-20	7-Apr- 20	7-May- 19
Tur	Madhya Pradesh	Bhind	Tur	4800	closed	closed	5000
Tur	Madhya Pradesh	Dabra	Tur	NA	Closed	Closed	NA
Tur	Chhattisgarh	Raipur	Tur	Closed	Closed	Closed	5950
Tur	Telangana	Warangal	Tur Desi	NA	NA	NA	5196
Tur	Andhra Pradesh	Dhone	Tur Desi	NA	NA	NA	NA
Tur	Madhya Pradesh	Morena	Tur Desi	4275	closed	closed	NA
Tur	Madhya Pradesh	Pipariya	Tur Desi	5500	closed	closed	NA
Tur	Karnataka	Gulbarga	Tur Red FAQ	5350	Closed	5250	NA
Tur	Uttar Pradesh	Hathras	Tur Red Desi	Closed	Closed	Closed	NA
Tur	Maharashtra	Jalna	Tur Red (Variety-Maruti)	5200	5200	Closed	5200
Tur	Karnataka	Sedam	Tur Red	5260	5400	5150	NA
Tur	Karnataka	Yadgir	Tur Red	5410	NA	5430	NA
Tur	Maharashtra	Latur	Tur Red	Closed	5200	Closed	NA
Tur	Maharashtra	Udgir	Tur Red	Closed	Closed	Closed	NA
Tur	Maharashtra	Akola	Tur Red	Closed	Closed	Closed	NA
Tur	Maharashtra	Amaravati	Tur Red	Closed	Closed	Closed	NA
Tur	Maharashtra	Ahmednagar	Tur Red	5100	Closed	Closed	5300
Tur	Maharashtra	Barshi	Tur Red	4800	5200	5100	5200
Tur	Gujarat	Dahod	Tur Red	4700	4700	Closed	4900
Tur	Karnataka	Yadgir	Tur White	5300	NA	5720	NA
Tur	Gujarat	Dahod	Tur White	5000	5000	Closed	5350
Tur	Maharashtra	Ahmednagar	Tur White	5200	Closed	Closed	5600
Tur	Maharashtra	Barshi	Tur White	5000	5200	5200	5500
Tur	Maharashtra	Jalgoan	Tur White Desi	Closed	Closed	Closed	5800
Tur	Maharashtra	Ahmednagar	Tur Black	5000	Closed	Closed	5000

Pulse s	State	Market	Pulses Variety/Origin (Rs in Qtl)	7-May- 20	30- Apr-20	7-Apr- 20	7-May- 19
Tur	Maharashtra	Jalna	Tur Black	NA	NA	Closed	4800
Tur	Maharashtra	Barshi	Tur Black	4700	5100	4700	4500
Tur	Maharashtra	Latur	Tur White	Closed	NA	Closed	NA
Tur	Maharashtra	Jalna	Tur White	5100	5300	Closed	5800
Tur	Andhra Pradesh	Vijaywada	Tur Lemon	Closed	Closed	Closed	NA
Tur	Tamil Nadu	Chennai	Tur Lemon	4900	Closed	Closed	5300
Tur	West Bengal	Kolkatta	Tur Lemon (Burma)	NA	NA	Closed	#N/A
Tur	Delhi	Delhi	Tur Lemon (Burma)	5400	5400	5450	5525
Tur	Maharashtra	Mumbai	Tur Lemon (Burma)	Closed	Closed	Closed	5250
Tur	Jharkhand	Jamshedpur	Tur Dall	Closed	Closed	Closed	NA
Tur	Maharashtra	Jalgaon	Tur Dall	Closed	Closed	Closed	8500
Tur	Madhya Pradesh	Bhind	Tur Dall	10000	closed	closed	8500
Tur	Madhya Pradesh	Pipariya	Tur Dall (Non-Sortex)	9300	closed	closed	NA
Tur	Maharashtra	Akola	Tur Dall Sava no.	Closed	Closed	Closed	NA
Tur	Maharashtra	Barshi	Tur Dall Sava no.	7400	7400	7400	6600
Tur	Karnataka	Gulbarga	Tur Sava No. Dall	NA	Closed	7600	NA
Tur	Maharashtra	Akola	Tur Dall Phatka	Closed	Closed	Closed	NA
Tur	Maharashtra	Barshi	Tur Dall Phatka	8100	8900	8200	7800
Tur	Maharashtra	Latur	Tur Dall Phatka	Closed	8300	Closed	NA
Tur	Madhya Pradesh	Indore	Tur Dall Phatka (General)	closed	closed	closed	NA
Tur	Karnataka	Gulbarga	Tur Dall Pathka (Sortex)	NA	Closed	9950	NA
Tur	Karnataka	Gulbarga	Tur Dall Phatka (Non Sortex)	NA	Closed	9425	NA
Tur	Maharashtra	Latur	Tur Sava Dall	Closed	7900	Closed	NA
Urad	Maharashtra	Mumbai	Urad FAQ (Burma) in \$/t	NA	NA	Closed	NA
Urad	Tamil Nadu	Chennai	Urad FAQ (Burma) in \$/t	NA	NA	NA	NA



Pulse s	State	Market	Pulses Variety/Origin (Rs in Qtl)	7-May- 20	30- Apr-20	7-Apr- 20	7-May- 19
Urad	Tamil Nadu	Chennai	Urad SQ (Burma) in \$/t	NA	NA	NA	NA
Urad	Maharashtra	Mumbai	Urad SQ (Burma) in \$/t	NA	NA	Closed	NA
Urad	West Bengal	Kolkatta	Urad FAQ (Burma)	6650	6800	Closed	#N/A
Urad	Maharashtra	Mumbai	Urad FAQ (Burma)	Closed	Closed	Closed	4450
Urad	Madhya Pradesh	Indore	Urad (Mah. origin)	closed	closed	closed	NA
Urad	Madhya Pradesh	Indore	Urad	closed	closed	closed	NA
Urad	Madhya Pradesh	Harpalpur	Urad	NR	closed	closed	NA
Urad	Madhya Pradesh	Ganjbasoda	Urad	closed	closed	closed	NA
Urad	Rajasthan	Jaipur	Urad	closed	closed	closed	5000
Urad	Rajasthan	Kekri	Urad	NA	6100	closed	4600
Urad	Rajasthan	Bundi	Urad	NA	NA	closed	NA
Urad	Maharashtra	Ahmednagar	Urad	7000	Closed	Closed	5200
Urad	Maharashtra	Barshi	Urad	6500	7100	7000	5000
Urad	Maharashtra	Jalna	Urad	NA	NA	Closed	4500
Urad	Maharashtra	Latur	Urad	Closed	NA	Closed	NA
Urad	Uttar Pradesh	Jhansi	Urad	Closed	Closed	Closed	NA
Urad	Karnataka	Sedam	Urad	NA	NA	NA	NA
Urad	Gujarat	Dahod	Urad	6100	6500	Closed	4500
Urad	Madhya Pradesh	Ashok Nagar	Urad Desi	closed	closed	closed	NA
Urad	Madhya Pradesh	Neemuch	Urad Desi	Closed	Closed	Closed	NA
Urad	Madhya Pradesh	Pipariya	Urad Desi	NA	closed	closed	NA
Urad	Rajasthan	Ramganj	Urad Desi	closed	closed	closed	NA
Urad	Rajasthan	Bhilwara	Urad Desi	NA	closed	Closed	NA
Urad	Maharashtra	Jalgoan	Urad Desi	Closed	Closed	Closed	4500
Urad	Maharashtra	Udgir	Urad Desi	Closed	Closed	Closed	NA
Urad	Maharashtra	Akola	Urad Desi	Closed	Closed	Closed	NA

Pulses	State	Market	Pulses Variety/Origin (Rs in Qtl)	7-May-20	30-Apr-20	7-Apr-20	7-May-19
Urad	Uttar Pradesh	Kanpur	Urad Desi	6800	6800	Closed	4400
Urad	Telangana	Adilabad	Urad Desi	NA	NA	NA	NA
Urad	Telangana	Warangal	Urad Desi	NA	NA	NA	NA
Urad	Delhi	Delhi	Urad Desi	6400	6600	6900	4700
Urad	Karnataka	Gulbarga	Urad FAQ	NA	Closed	6200	NA
Urad	Delhi	Delhi	Urad FAQ	6800	6850	6850	NA
Urad	Tamil Nadu	Chennai	Urad FAQ (Chota Dana)	6800	Closed	Closed	4450
Urad	Delhi	Delhi	Urad SQ	7200	7300	7250	5700
Urad	Tamil Nadu	Chennai	Urad SQ	7400	Closed	Closed	5450
Urad	Andhra Pradesh	Vijaywada	Urad (Polish)	Closed	Closed	Closed	NA
Urad	Andhra Pradesh	Guntur	Urad (Polish)	7500	7400	7100	5600
Urad	Andhra Pradesh	Guntur	Urad (Unpolish)	6900	6900	6700	5300
Urad	Andhra Pradesh	Vijaywada	Urad Sada(Bada)	Closed	Closed	Closed	NA
Urad	Andhra Pradesh	Guntur	Urad Gota Branded	10400	10400	10500	7600
Urad	Madhya Pradesh	Dabra	Urad Kali	NA	Closed	Closed	NA
Urad	Madhya Pradesh	Dabra	Urad Lal	NA	Closed	Closed	NA
Urad	Madhya Pradesh	Dabra	Urad Rangoli	NA	Closed	Closed	NA
Urad	Madhya Pradesh	Bina	Urad (Black and Brown)	closed	closed	closed	NA
Urad	Madhya Pradesh	Indore	Urad Dall Mogar (General-Average)	closed	closed	closed	NA
Urad	Rajasthan	Bikaner	Urad Dall Split (Average)	closed	closed	closed	NA
Urad	Jharkhand	Jamshedpur	Urad Dall Mogar	Closed	Closed	Closed	NA
Urad	Karnataka	Gulbarga	Urad Dall Mogar (Local branded)	NA	Closed	10200	NA
Urad	Andhra Pradesh	Guntur	Urad Dall (Branded)	10400	10400	10500	7600

Pulses	State	Market	Pulses Weekly Arrivals	7-May-20	30-Apr-20	7-Apr-20	7-May-19
Chana	Delhi	Delhi	Chana Both(MP and Raj. Origin) in Motors/trucks	30	35	10	25

Pulses	State	Market	Pulses Weekly Arrivals	7-May-20	30-Apr-20	7-Apr-20	7-May-19
Chana	Rajasthan	Ramganj	Chana (Both Desi and kantewala) in Qtls.	closed	Closed	closed	NA
Chana	Madhya Pradesh	Indore	Chana Kantewala/Katawala in Qtls.	closed	closed	closed	NA
Chana	Madhya Pradesh	Dewas	Chana Kantewala/Katawala in Qtls.	closed	closed	closed	NA
Chana	Madhya Pradesh	Neemuch	Chana Kantewala/Katawala in Qtls.	Closed	Closed	Closed	NA
Chana	Madhya Pradesh	Rajgarh	Chana Kantewala/Katawala in Qtls.	closed	closed	closed	NA
Chana	Madhya Pradesh	Dabra	Kabuli Chana in Qtls.	NA	Closed	Closed	NA
Chana	Madhya Pradesh	Bhind	Chana Desi in Qtls.	25	closed	closed	30
Chana	Madhya Pradesh	Bina	Chana Desi in Qtls.	closed	closed	closed	NA
Chana	Madhya Pradesh	Dabra	Chana Desi in Qtls.	1000	Closed	Closed	NA
Chana	Madhya Pradesh	Dabra	Chana Dall in Qtls.	NA	Closed	Closed	NA
Chana	Madhya Pradesh	Ganjbasoda	Chana Desi in Qtls.	closed	Closed	Closed	NA
Chana	Madhya Pradesh	Gwalior	Chana Desi in Qtls.	closed	closed	closed	NA
Chana	Madhya Pradesh	Harda	Chana Desi in Qtls.	closed	closed	closed	NA
Chana	Madhya Pradesh	Morena	Chana Desi in Qtls.	NA	closed	closed	NA
Chana	Madhya Pradesh	Pipariya	Chana Desi in Qtls.	NA	closed	closed	NA
Chana	Madhya Pradesh	AsokNagar	Chana Desi in Qtls.	closed	closed	closed	NA
Chana	Madhya Pradesh	Katni	Chana Desi in Qtls.	closed	closed	closed	NA
Chana	Rajasthan	Bundi	Chana Desi in Qtls.	3000	33	closed	NA
Chana	Rajasthan	Ajmer	Chana Desi in Qtls.	closed	closed	closed	700
Chana	Rajasthan	Alwar	Chana Desi in Qtls.	103	NA	closed	NA
Chana	Rajasthan	Kekri	Chana Desi in Qtls.	NA	295	closed	500
Chana	Rajasthan	Sriganganagar	Chana Desi in Qtls.	closed	Closed	closed	1500

Pulses	State	Market	Pulses Weekly Arrivals	7-May-20	30-Apr-20	7-Apr-20	7-May-19
Chana	Maharashtra	Amaravati	Chana Desi in Qtls.	Closed	Closed	Closed	NA
Chana	Maharashtra	Barshi	Chana Desi in Qtls.	2000	2500	3000	2000
Chana	Maharashtra	Jalgaon	Chana Desi in Qtls.	Closed	Closed	Closed	200
Chana	Uttar Pradesh	Jhansi	Chana Desi in Qtls.	Closed	Closed	Closed	NA
Chana	Andhra Pradesh	Vijaywada	Chana Desi in Qtls.	Closed	Closed	Closed	NA
Chana	Maharashtra	Hinganga	Chana Desi in Qtls.	Closed	Closed	Closed	NA
Chana	Madhya Pradesh	Ujjain	Chana in Qtls.	closed	closed	closed	NA
Chana	Maharashtra	Amednagar	Chana in Qtls.	1500	Closed	Closed	600
Chana	Maharashtra	Akola	Chana in Qtls.	Closed	Closed	Closed	NA
Chana	Maharashtra	Nagpur	Chana in Qtls.	NA	Closed	Closed	NA
Chana	Karnataka	Sedam	Chana in Qtls.	50	32	310	NA
Chana	Chhattisgarh	Raipur	Chana in Qtls.	Closed	Closed	Closed	400
Chana	Maharashtra	Jalna	Chana Gauran in Qtls.	400	500	Closed	200
Chana	Maharashtra	Jalna	Chana Pila in Qtls.	200	200	Closed	50
Chana	Maharashtra	Latur	Chana Mixed (Mill) in Qtls.	Closed	5000	Closed	NA
Chana	Maharashtra	Nanded	Chana Annagiri in Qtls.	Closed	Closed	Closed	7000
Chana	Maharashtra	Solapur	Chana Annagiri in Qtls.	600	Closed	Closed	500
Chana	Maharashtra	Udgir	Chana Annagiri in Qtls.	Closed	Closed	Closed	NA
Chana	Karnataka	Gulbarga	Chana Annagiri in Qtls.	559	Closed	660	NA
Masur	Uttar Pradesh	Jhansi	Masur in Qtls.	Closed	Closed	Closed	NA
Masur	Bihar	Patna	Masur in Qtls.	NA	Closed	Closed	3000
Masur	Chhattisgarh	Raipur	Masur in Qtls.	Closed	Closed	Closed	400

Pulses	State	Market	Pulses Weekly Arrivals	7-May-20	30-Apr-20	7-Apr-20	7-May-19
Masur	Madhya Pradesh	Gwalior	Masur in Qtls.	closed	closed	closed	NA
Masur	Madhya Pradesh	Bina	Masur Kali in Qtls.	closed	closed	closed	NA
Masur	Madhya Pradesh	Dabra	Masur Medium in Qtls.	NA	Closed	Closed	NA
Masur	Madhya Pradesh	Rajgarh	Masur Medium in Qtls.	closed	closed	closed	NA
Masur	Madhya Pradesh	Indore	Masur Medium (Barik) in Qtls.	closed	closed	closed	NA
Masur	Madhya Pradesh	AsokNagar	Masur Desi in Qtls.	closed	closed	closed	NA
Masur	Madhya Pradesh	Pipariya	Masur Desi in Qtls.	NA	closed	closed	NA
Masur	Madhya Pradesh	GanjBasoda	Masur Desi in Qtls.	closed	closed	closed	NA
Masur	Madhya Pradesh	Vidisha	Masur Desi in Qtls.	Closed	Closed	Closed	NA
Masur	Madhya Pradesh	Katni	Masur Desi in Qtls.	closed	closed	closed	NA
Masur	Madhya Pradesh	Neemuch	Masur Desi in Qtls.	Closed	Closed	Closed	NA
Masur	Rajasthan	Bhilwara	Masur Desi in Qtls.	NA	closed	closed	NA
Moong	Rajasthan	Ajmer	Moong Desi in Qtls.	closed	Closed	Closed	600
Moong	Rajasthan	Merta City	Moong Desi in Qtls.	20	NA	closed	NA
Moong	Maharashtra	Udgir	Moong Desi in Qtls.	Closed	Closed	Closed	NA
Moong	Madhya Pradesh	Pipariya	Moong Desi in Qtls.	NA	closed	closed	NA
Moong	Uttar Pradesh	Hathras	Moong Desi in Qtls.	Closed	Closed	Closed	NA
Moong	Rajasthan	Sriganganagar	Moong in Qtls.	closed	closed	closed	NA
Moong	Rajasthan	Kekri	Moong in Qtls.	NA	200	closed	200
Moong	Andhra Pradesh	Vijaywada	Moong in Qtls.	Closed	Closed	Closed	NA
Moong	Maharashtra	Akola	Moong in Qtls.	Closed	Closed	Closed	NA
Moong	Maharashtra	Barshi	Moong in Qtls.	25	25	25	25

Pulses	State	Market	Pulses Weekly Arrivals	7-May-20	30-Apr-20	7-Apr-20	7-May-19
Moong	Maharashtra	Latur	Moong in Qtls.	Closed	NA	Closed	NA
Moong	Madhya Pradesh	Harda	Moong in Qtls.	closed	closed	closed	NA
Moong	Maharashtra	Jalgaon	Moong Chamki in Qtls.	Closed	Closed	Closed	NA
Moong	Maharashtra	Jalna	Moong Chamki in Qtls.	NA	NA	Closed	NA
Moong	Karnataka	Gulbarga	Moong Chamki in Qtls.	NA	Closed	100	NA
Moong	Madhya Pradesh	Indore	Moong Chamki in Qtls.	closed	closed	closed	NA
Moong	Maharashtra	Amednagar	Moong (Polish) in Qtls.	50	Closed	Closed	200
Moong	Karnataka	Yadgir	Moong Polish in Qtls.	NA	NA	NA	NA
Moong	Maharashtra	Jalna	Moong Gauran in Qtls.	NA	NA	Closed	NA
Moong	Karnataka	Sedam	Moong Green in Qtls.	NA	NA	NA	NA
Moong	Karnataka	Gulbarga	Moong FAQ in Qtls.	NA	Closed	NA	NA
Moong	Uttar Pradesh	Kanpur	Moong (UP line) in Qtls.	NA	NA	Closed	NA
Moth	Rajasthan	Nokha	Moth in Qtls.	800	500	Closed	NA
Peas	Madhya Pradesh	Dabra	Peas White in Qtls.	NA	Closed	Closed	NA
Peas	Madhya Pradesh	Harpalpur	Peas White in Qtls.	NR	closed	closed	NA
Peas	Uttar Pradesh	Jhansi	Peas White in Qtls.	Closed	Closed	Closed	NA
Tur	Karnataka	Sedam	Tur Red in Qtls.	170	72	410	NA
Tur	Karnataka	Yadgir	Tur Red in Qtls.	12	NA	212	NA
Tur	Uttar Pradesh	Hathras	Tur Red in Qtls.	Closed	Closed	Closed	NA
Tur	Maharashtra	Akola	Tur Red in Qtls.	Closed	Closed	Closed	NA
Tur	Maharashtra	Amaravati	Tur Red in Qtls.	Closed	Closed	Closed	NA
Tur	Maharashtra	Latur	Tur Red in Qtls.	Closed	6000	Closed	NA
Tur	Maharashtra	Udgir	Tur Red in Qtls.	Closed	Closed	Closed	NA

Pulses	State	Market	Pulses Weekly Arrivals	7-May-20	30-Apr-20	7-Apr-20	7-May-19
Tur	Karnataka	Yadgir	Tur White in Qtls.	38	NA	310	NA
Tur	Maharashtra	Jalgaon	Tur white in Qtls.	Closed	Closed	Closed	200
Tur	Maharashtra	Jalna	Tur White in Qtls.	300	500	Closed	200
Tur	Maharashtra	Latur	Tur White in Qtls.	Closed	NA	Closed	NA
Tur	Maharashtra	Jalna	Tur BDM in Qtls.	100	200	Closed	20
Tur	Maharashtra	Jalna	Tur Red (Variety-Maruti) in Qtls.	100	100	Closed	20
Tur	Madhya Pradesh	Indore	Tur Mah. Origin in Qtls.	closed	closed	closed	NA
Tur	Madhya Pradesh	Morena	Tur Desi in Qtls.	100	closed	closed	NA
Tur	Madhya Pradesh	Pipariya	Tur Desi in Qtls.	NA	closed	closed	NA
Tur	Madhya Pradesh	Katni	Tur Desi in Qtls.	closed	closed	closed	NA
Tur	Madhya Pradesh	Bhind	Tur in Qtls.	50	closed	closed	50
Tur	Madhya Pradesh	Dabra	Tur in Qtls.	NA	Closed	Closed	NA
Tur	Maharashtra	Amednagar	Tur in Qtls.	300	Closed	Closed	400
Tur	Maharashtra	Barshi	Tur in Qtls.	500	400	300	500
Tur	Maharashtra	Solapur	Tur in Qtls.	800	Closed	Closed	1000
Tur	Maharashtra	Hinganghat	Tur in Qtls.	Closed	Closed	Closed	NA
Tur	Chhattisgarh	Raipur	Tur in Qtls.	Closed	Closed	Closed	300
Urad	Madhya Pradesh	AsokNagar	Urad Desi in Qtls.	closed	closed	closed	NA
Urad	Madhya Pradesh	Neemuch	Urad Desi in Qtls.	Closed	Closed	Closed	NA
Urad	Maharashtra	Akola	Urad Desi in Qtls.	Closed	Closed	Closed	NA
Urad	Maharashtra	Jalgaon	Urad Desi in Qtls.	Closed	Closed	Closed	NA
Urad	Maharashtra	Udgir	Urad Desi in Qtls.	Closed	Closed	Closed	NA



Pulses	State	Market	Pulses Weekly Arrivals	7-May-20	30-Apr-20	7-Apr-20	7-May-19
Urad	Rajasthan	Bhilwara	Urad Desi in Qtls.	NA	Closed	Closed	NA
Urad	Rajasthan	Ramganj	Urad Desi in Qtls.	closed	closed	closed	NA
Urad	Madhya Pradesh	Bina	Urad in Qtls.	closed	closed	closed	NA
Urad	Madhya Pradesh	Ganjbasoda	Urad in Qtls.	closed	closed	closed	NA
Urad	Madhya Pradesh	Harpalpur	Urad in Qtls.	NR	closed	closed	NA
Urad	Madhya Pradesh	Pipariya	Urad in Qtls.	NA	closed	closed	NA
Urad	Rajasthan	Bundi	Urad in Qtls.	NA	NA	closed	NA
Urad	Rajasthan	Kekri	Urad in Qtls.	NA	100	Closed	400
Urad	Maharashtra	Amednagar	Urad in Qtls.	50	Closed	Closed	200
Urad	Maharashtra	Barshi	Urad in Qtls.	200	200	200	500
Urad	Maharashtra	Jalna	Urad in Qtls.	NA	NA	Closed	NA
Urad	Maharashtra	Latur	Urad in Qtls.	Closed	NA	Closed	NA
Urad	Uttar Pradesh	Jhansi	Urad in Qtls.	Closed	Closed	Closed	NA
Urad	Karnataka	Sedam	Urad in Qtls.	NA	NA	NA	NA
Urad	Madhya Pradesh	Dabra	Urad Kali in Qtls.	NA	Closed	Closed	NA
Urad	Madhya Pradesh	Dabra	Urad Lal in Qtls.	NA	Closed	Closed	NA
Urad	Madhya Pradesh	Dabra	Urad Rangoli in Qtls.	NA	Closed	Closed	NA
Urad	Madhya Pradesh	Indore	Urad (Mah. origin) in Qtls.	closed	closed	closed	NA
Urad	Karnataka	Gulbarga	Urad FAQ in Qtls.	NA	Closed	50	NA
Urad	Andhra Pradesh	Vijaywada	Urad (Polis) in Qtls.	Closed	Closed	Closed	NA

Gram Dal Wholesale Prices (Rs./Qtl.)			
Date	7-May-20	30-Apr-20	7-Apr-20
Centre	Gram Dal	Gram Dal	Gram Dal
NORTH ZONE			

Gram Dal Wholesale Prices (Rs./Qtl.)			
Date	7-May-20	30-Apr-20	7-Apr-20
Centre	Gram Dal	Gram Dal	Gram Dal
AGRA	5800	5800	6000
ALLAHABAD	5500	5500	5500
AMRITSAR	5400	5400	6000
BATHINDA	5800	6000	6200
CHANDIGARH	6550	6550	6500
DEHRADUN	5100	5100	5200
DELHI	5400	5400	5250
DHARAMSHALA	5600	5800	6800
GORAKHPUR	5500	5500	6000
GURGAON	5600	5600	6150
HALDWANI	5200	5200	5200
HARIDWAR	5800	5800	5700
HISAR	5100	5400	5800
JAMMU	NR	NR	NR
JHANSI	6000	6000	6000
KANPUR	6000	6000	5800
KARNAL	5400	5450	6250
LUCKNOW	5800	5840	5960
LUDHIANA	6000	6000	6000
MANDI	7200	7200	6400
MEERUT	5680	5700	6080
PANCHKULA	6500	6000	6500
RUDRAPUR	5300	5300	5500
SHIMLA	6600	6600	6600
SOLAN	6000	6100	6000
SRINAGAR	NR	NR	NR
VARANASI	6300	6300	6000
WEST ZONE			
AHMEDABAD	5800	5800	5800
AMBIKAPUR	NR	NR	6000
BHOPAL	6800	6800	5800
BHUJ	5600	5600	5600
BILASPUR	6000	6000	NR
DURG	6000	6000	6000
GWALIOR	5200	5200	5200

Gram Dal Wholesale Prices (Rs./Qtl.)			
Date	7-May-20	30-Apr-20	7-Apr-20
Centre	Gram Dal	Gram Dal	Gram Dal
INDORE	6200	6200	6200
JABALPUR	6050	6160	6160
JAGDALPUR	6800	6800	5400
JAIPUR	5300	5300	NR
JODHPUR	NR	NR	NR
KOTA	6500	6000	NR
MUMBAI	6300	6300	6300
NAGPUR	5400	5400	5400
NASHIK	7200	7200	6900
PANAJI	6250	6750	6500
PUNE	5600	5550	5850
RAIPUR	5500	5500	5500
RAJKOT	5800	5800	5400
REWA	NR	5500	5500
SAGAR	6300	6300	6300
SURAT	5600	5600	5600
UDAIPUR	NR	NR	NR
EAST ZONE			
BALASORE	5900	6250	5900
BERHAMPUR	6100	6100	6300
BHAGALPUR	5400	5400	5500
BHUBANESHWAR	5700	5800	6400
CUTTACK	5900	6100	6200
DARBHANGA	5200	5200	5200
GAYA	5600	6200	6200
JEYPORE	6400	6400	6200
KHARAGPUR	10800	10800	10800
KOLKATA	7000	7000	5800
MALDA	6200	6200	NR
MUZZAFARPUR	5400	5400	5400
PATNA	5600	5600	6000
PURNIA	5800	6000	6500
PURULIA	NR	6500	NR
RAIGANJ	7500	7500	7500
RAMPURHAT	7200	7200	7200

Gram Dal Wholesale Prices (Rs./Qtl.)			
Date	7-May-20	30-Apr-20	7-Apr-20
Centre	Gram Dal	Gram Dal	Gram Dal
RANCHI	NR	5800	6300
ROURKELA	5900	6000	6200
SAMBALPUR	5800	5800	6200
SILIGURI	6500	6500	NR
<b>NORTH-EAST ZONE</b>			
AGARTALA	5500	5500	5500
AIZAWL	NR	10000	10000
DIMAPUR	6000	6000	6000
GANGTOK	5800	5300	NR
GUWAHATI	5700	6500	6500
IMPHAL	NR	NR	NR
ITANAGAR	NR	NR	NR
JOWAI	8200	8200	7200
SHILLONG	NR	NR	NR
TURA	7000	7000	7000
<b>SOUTH ZONE</b>			
ADILABAD	5800	5800	5500
BENGALURU	6000	6000	6000
CHENNAI	NR	5800	NR
COIMBATORE	7000	7200	7450
CUDDALORE	6000	6000	6000
DHARMAPURI	6500	6800	6700
DHARWAD	6800	6800	6800
DINDIGUL	6900	6900	6600
ERNAKULAM	6600	6800	6800
HYDERABAD	6000	6000	6000
JADCHERLA	6000	6000	6300
KARIMNAGAR	7000	6400	6400
KOZHIKODE	5800	5800	5800
KURNOOL	8800	8800	8400
MANGALORE	5300	5300	NR
MAYABUNDER	NR	7200	8300
MYSORE	6600	6600	6600
PALAKKAD	7500	7500	7500
PORT BLAIR	7200	7200	NR

Gram Dal Wholesale Prices (Rs./Qtl.)			
Date	7-May-20	30-Apr-20	7-Apr-20
Centre	Gram Dal	Gram Dal	Gram Dal
PUDUCHERRY	6600	6600	6600
RAMANATHAPURAM	6500	6300	6200
SURYAPET	6400	6400	6400
T.PURAM	6450	6450	6500
THIRUCHIRAPALLI	6200	6200	8000
THRISSUR	6000	6200	6400
TIRUNELVELI	7500	7500	7500
TIRUPATHI	6800	6800	7400
VELLORE	NR	NR	6500
VIJAYWADA	5800	5800	5800
VISAKHAPATNAM	5800	6000	6200
WARANGAL	5900	5800	6200
WAYANAD	6800	6600	6500

Tur Arhar Wholesale Prices (Rs./Qtl.)			
Date	7-May-20	30-Apr-20	7-Apr-20
Centre	Tur/ Arhar Dal	Tur/ Arhar Dal	Tur/ Arhar Dal
NORTH ZONE			
AGRA	8800	8900	9000
ALLAHABAD	7500	7500	7500
AMRITSAR	8000	8000	8000
BATHINDA	8800	8800	8800
CHANDIGARH	8550	8550	8600
DEHRADUN	7000	7000	7200
DELHI	8700	8750	8000
DHARAMSHALA	9200	9200	9800
GORAKHPUR	8200	8200	7000
GURGAON	9000	9100	7950
HALDWANI	7600	7600	7600
HARIDWAR	8700	8700	8700
HISAR	8800	9000	9200
JAMMU	NR	NR	NR
JHANSI	9000	9000	9000
KANPUR	9200	9200	9300
KARNAL	9150	9150	8850
LUCKNOW	7690	7650	7480

Tur Arhar Wholesale Prices (Rs./Qtl.)			
Date	7-May-20	30-Apr-20	7-Apr-20
Centre	Tur/ Arhar Dal	Tur/ Arhar Dal	Tur/ Arhar Dal
LUDHIANA	8500	8000	8000
MANDI	8800	8800	9400
MEERUT	8370	8370	7500
PANCHKULA	9500	9500	9500
RUDRAPUR	7500	7500	7500
SHIMLA	9100	9100	9100
SOLAN	8600	8600	9000
SRINAGAR	NR	NR	NR
VARANASI	8700	8700	8500
<b>WEST ZONE</b>			
AHMEDABAD	6700	6700	6700
AMBIKAPUR	NR	8000	7000
BHOPAL	7800	7800	7800
BHUJ	9400	9400	9400
BILASPUR	8500	8500	NR
DURG	8000	8800	8800
GWALIOR	9000	9000	8500
INDORE	8400	8400	8400
JABALPUR	9060	9000	9000
JAGDALPUR	8700	8700	8200
JAIPUR	8500	8500	NR
JODHPUR	NR	NR	NR
KOTA	9500	7600	NR
MUMBAI	9600	9600	9600
NAGPUR	7900	7900	7900
NASHIK	6167	6167	5867
PANAJI	9250	9750	11500
PUNE	8200	8200	8000
RAIPUR	8500	8500	7500
RAJKOT	6800	8200	7950
REWA	NR	7500	7500
SAGAR	8800	8800	8800
SURAT	7200	8000	8000
UDAIPUR	NR	NR	NR
<b>EAST ZONE</b>			

Tur Arhar Wholesale Prices (Rs./Qtl.)			
Date	7-May-20	30-Apr-20	7-Apr-20
Centre	Tur/ Arhar Dal	Tur/ Arhar Dal	Tur/ Arhar Dal
BALASORE	8400	8500	8000
BERHAMPUR	8100	8200	8600
BHAGALPUR	8500	8500	8500
BHUBANESHWAR	8400	8400	8600
CUTTACK	7900	8100	8200
DARBHANGA	7100	7200	6800
GAYA	8400	8400	8400
JEYPORE	8100	8100	8000
KHARAGPUR	8800	8800	8800
KOLKATA	8000	8000	7500
MALDA	9000	9000	NR
MUZZAFARPUR	8000	8000	8000
PATNA	8700	8500	8500
PURNIA	8300	8400	8200
PURULIA	NR	8800	NR
RAIGANJ	9200	9200	9200
RAMPURHAT	7000	7000	7000
RANCHI	NR	8300	8500
ROURKELA	8200	8500	8300
SAMBALPUR	8500	8500	8600
SILIGURI	8900	8900	NR
NORTH-EAST ZONE			
AGARTALA	NR	NR	NR
AIZAWL	NR	NR	NR
DIMAPUR	8800	8800	8800
GANGTOK	9400	9400	NR
GUWAHATI	8000	8200	8200
IMPHAL	NR	NR	NR
ITANAGAR	NR	NR	NR
JOWAI	11800	11000	9300
SHILLONG	NR	NR	NR
TURA	11000	11000	9000
SOUTH ZONE			
ADILABAD	8000	8500	9200
BENGALURU	8800	8800	8800



Tur Arhar Wholesale Prices (Rs./Qtl.)			
Date	7-May-20	30-Apr-20	7-Apr-20
Centre	Tur/ Arhar Dal	Tur/ Arhar Dal	Tur/ Arhar Dal
CHENNAI	NR	10000	NR
COIMBATORE	9400	10100	9150
CUDDALORE	9500	9500	8500
DHARMAPURI	9300	9300	9500
DHARWAD	8600	NR	8500
DINDIGUL	10100	10100	9700
ERNAKULAM	9600	9600	9000
HYDERABAD	8700	9000	8200
JADCHERLA	8200	8500	8500
KARIMNAGAR	9900	9900	9900
KOZHICODE	8600	9000	9200
KURNOOL	9400	9400	9200
MANGALORE	6400	6400	NR
MAYABUNDER	NR	10000	9200
MYSORE	9600	9600	9800
PALAKKAD	9500	9500	9500
PORT BLAIR	10000	10000	NR
PUDUCHERRY	9500	9500	10200
RAMANATHAPURAM	9500	9200	8800
SURYAPET	9600	10000	8400
T.PURAM	9450	9450	9000
THIRUCHIRAPALLI	9800	9200	12000
THRISSUR	8200	8200	8300
TIRUNELVELI	10000	10000	10000
TIRUPATHI	9700	9700	9500
VELLORE	NR	NR	9500
VIJAYWADA	9100	9100	9400
VISAKHAPATNAM	8500	8600	8800
WARANGAL	9400	8900	8300
WAYANAD	11000	11000	10200

Urad Dal Wholesale Prices (Rs./Qtl.)			
Date	7-May-20	30-Apr-20	7-Apr-20
Centre	Urad Dal	Urad Dal	Urad Dal
NORTH ZONE			

Urad Dal Wholesale Prices (Rs./Qtl.)			
Date	7-May-20	30-Apr-20	7-Apr-20
Centre	Urad Dal	Urad Dal	Urad Dal
AGRA	8800	8800	8900
ALLAHABAD	11000	11000	11000
AMRITSAR	9000	9000	8000
BATHINDA	10000	10000	10000
CHANDIGARH	8800	8800	8800
DEHRADUN	9100	9100	9300
DELHI	9200	9100	8900
DHARAMSHALA	10200	10200	10300
GORAKHPUR	8000	8000	8000
GURGAON	9100	9300	9450
HALDWANI	8200	8200	8200
HARIDWAR	10300	10300	10400
HISAR	8900	9100	9000
JAMMU	NR	NR	NR
JHANSI	8000	8000	8000
KANPUR	12000	12000	11600
KARNAL	9850	9950	10200
LUCKNOW	9980	9940	9830
LUDHIANA	10000	9500	9000
MANDI	10200	10200	10400
MEERUT	8900	8850	6500
PANCHKULA	9800	10000	9500
RUDRAPUR	9000	9000	9500
SHIMLA	8600	8600	8600
SOLAN	8418	8800	8500
SRINAGAR	NR	NR	NR
VARANASI	9000	9500	9500
WEST ZONE			
AHMEDABAD	8500	8500	8500
AMBIKAPUR	NR	8700	9000
BHOPAL	6800	6800	6600
BHUJ	10000	10000	10000
BILASPUR	9800	9800	NR
DURG	8500	8500	8500
GWALIOR	7500	7500	7500

Urad Dal Wholesale Prices (Rs./Qtl.)			
Date	7-May-20	30-Apr-20	7-Apr-20
Centre	Urad Dal	Urad Dal	Urad Dal
INDORE	7100	7100	7100
JABALPUR	6950	7000	7000
JAGDALPUR	10500	10500	9000
JAIPUR	8800	8800	NR
JODHPUR	NR	NR	NR
KOTA	9500	7600	NR
MUMBAI	9800	9800	9800
NAGPUR	8433	8433	7800
NASHIK	6100	6100	6067
PANAJI	11500	11000	11500
PUNE	9950	9900	8800
RAIPUR	9000	9000	8500
RAJKOT	9450	8600	8200
REWA	NR	6500	6500
SAGAR	6300	6300	6300
SURAT	7500	8500	8500
UDAIPUR	NR	NR	NR
EAST ZONE			
BALASORE	8800	8850	8850
BERHAMPUR	10000	10000	10000
BHAGALPUR	8900	8900	8900
BHUBANESHWAR	9200	9200	9300
CUTTACK	8200	8400	8200
DARBHANGA	9600	9600	9600
GAYA	9000	9500	9500
JEYPORE	9400	9400	9400
KHARAGPUR	10800	10800	10800
KOLKATA	9000	9000	9000
MALDA	9500	9500	NR
MUZZAFARPUR	9000	9000	9000
PATNA	9000	9000	8800
PURNIA	9500	9500	9700
PURULIA	NR	10500	NR
RAIGANJ	7900	7900	7900
RAMPURHAT	6600	6600	6600

Urad Dal Wholesale Prices (Rs./Qtl.)			
Date	7-May-20	30-Apr-20	7-Apr-20
Centre	Urad Dal	Urad Dal	Urad Dal
RANCHI	NR	8500	9000
ROURKELA	8400	8700	8600
SAMBALPUR	8500	8500	8500
SILIGURI	8550	8550	NR
<b>NORTH-EAST ZONE</b>			
AGARTALA	8000	8000	8000
AIZAWL	NR	12000	12000
DIMAPUR	7000	7000	7000
GANGTOK	10800	10800	NR
GUWAHATI	9500	9500	9500
IMPHAL	NR	NR	NR
ITANAGAR	NR	NR	NR
JOWAI	11700	11000	9500
SHILLONG	NR	NR	NR
TURA	10000	10000	9200
<b>SOUTH ZONE</b>			
ADILABAD	9800	10000	10500
BENGALURU	12000	12000	12000
CHENNAI	NR	11000	NR
COIMBATORE	11400	12050	11950
CUDDALORE	9000	9000	9500
DHARMAPURI	11500	11500	12400
DHARWAD	10300	10300	10300
DINDIGUL	11900	11900	11400
ERNAKULAM	12700	12700	10500
HYDERABAD	10500	10500	10500
JADCHERLA	11200	11200	10500
KARIMNAGAR	12500	12500	11400
KOZHIKODE	11000	11000	10200
KURNOOL	9800	9800	9600
MANGALORE	11200	11200	NR
MAYABUNDER	NR	12000	11800
MYSORE	10700	10700	10700
PALAKKAD	12500	12500	12500
PORT BLAIR	12000	12000	NR

Urad Dal Wholesale Prices (Rs./Qtl.)			
Date	7-May-20	30-Apr-20	7-Apr-20
Centre	Urad Dal	Urad Dal	Urad Dal
PUDUCHERRY	12000	12000	12600
RAMANATHAPURAM	12500	12500	11200
SURYAPET	12400	11900	9600
T.PURAM	12500	12500	12600
THIRUCHIRAPALLI	11000	9700	13000
THRISSUR	10000	10200	10700
TIRUNELVELI	12200	12200	12500
TIRUPATHI	12700	12700	11800
VELLORE	NR	NR	10000
VIJAYWADA	11000	11000	11200
VISAKHAPATNAM	10900	11000	11500
WARANGAL	10500	10500	9700
WAYANAD	11500	11500	11000

Moong Dal Wholesale Prices (Rs./Qtl.)			
Date	7-May-20	30-Apr-20	7-Apr-20
Centre	Moong Dal	Moong Dal	Moong Dal
NORTH ZONE			
AGRA	9800	9900	10000
ALLAHABAD	9000	9000	9000
AMRITSAR	11000	11000	11000
BATHINDA	10500	10500	10500
CHANDIGARH	9400	9400	9500
DEHRADUN	9600	9600	9800
DELHI	9650	9700	9150
DHARAMSHALA	10500	10500	10150
GORAKHPUR	10000	10000	10000
GURGAON	11000	11200	10500
HALDWANI	8300	8300	8300
HARIDWAR	9800	9800	9800
HISAR	10500	10700	10500
JAMMU	NR	NR	NR
JHANSI	9000	9000	9000
KANPUR	9000	9000	8900
KARNAL	10400	10550	10800
LUCKNOW	9330	9300	9220

Moong Dal Wholesale Prices (Rs./Qtl.)			
Date	7-May-20	30-Apr-20	7-Apr-20
Centre	Moong Dal	Moong Dal	Moong Dal
LUDHIANA	11000	11000	11000
MANDI	11500	11500	8700
MEERUT	9000	8960	8870
PANCHKULA	9800	10000	9500
RUDRAPUR	9500	9500	9500
SHIMLA	9600	9600	9600
SOLAN	9660	9600	9000
SRINAGAR	NR	NR	NR
VARANASI	10000	10000	9880
<b>WEST ZONE</b>			
AHMEDABAD	8200	8200	8200
AMBIKAPUR	NR	8600	9000
BHOPAL	7900	7900	7700
BHUJ	6500	6500	6500
BILASPUR	11300	11300	NR
DURG	11500	12000	10000
GWALIOR	7800	7800	7800
INDORE	8200	8200	8200
JABALPUR	8200	8300	8300
JAGDALPUR	11500	11500	8500
JAIPUR	10500	11000	NR
JODHPUR	NR	NR	NR
KOTA	9500	8700	NR
MUMBAI	12400	12400	12400
NAGPUR	9233	9233	8933
NASHIK	6333	6333	5933
PANAJI	12750	13500	12000
PUNE	11600	11800	9100
RAIPUR	9100	9100	9000
RAJKOT	10600	10600	8250
REWA	NR	7500	7500
SAGAR	7800	7800	7800
SURAT	8600	8600	8600
UDAIPUR	NR	NR	NR
<b>EAST ZONE</b>			

Moong Dal Wholesale Prices (Rs./Qtl.)			
Date	7-May-20	30-Apr-20	7-Apr-20
Centre	Moong Dal	Moong Dal	Moong Dal
BALASORE	9600	10100	9500
BERHAMPUR	10100	10100	9500
BHAGALPUR	9500	9500	9500
BHUBANESHWAR	9600	9600	10000
CUTTACK	8800	9200	9400
DARBHANGA	10200	10200	10200
GAYA	9200	10500	10500
JEYPORE	10500	10500	10500
KHARAGPUR	10800	10800	10800
KOLKATA	9600	9600	9600
MALDA	8500	8500	NR
MUZZAFARPUR	9500	9500	9500
PATNA	10000	10300	10200
PURNIA	NR	NR	10500
PURULIA	NR	10500	NR
RAIGANJ	8300	8300	8300
RAMPURHAT	7600	7600	7600
RANCHI	NR	11000	10000
ROURKELA	9600	9800	9800
SAMBALPUR	9700	10000	10000
SILIGURI	8600	8600	NR
NORTH-EAST ZONE			
AGARTALA	8800	8800	8800
AIZAWL	NR	12000	14000
DIMAPUR	10600	10600	10600
GANGTOK	11500	11500	NR
GUWAHATI	10500	11000	11000
IMPHAL	NR	NR	NR
ITANAGAR	NR	NR	NR
JOWAI	12800	13200	9800
SHILLONG	10500	10500	10500
TURA	12000	13000	13000
SOUTH ZONE			
ADILABAD	12000	12500	12500
BENGALURU	9000	9000	9000



Moong Dal Wholesale Prices (Rs./Qtl.)			
Date	7-May-20	30-Apr-20	7-Apr-20
Centre	Moong Dal	Moong Dal	Moong Dal
CHENNAI	NR	12000	NR
COIMBATORE	11280	11280	11230
CUDDALORE	11500	12000	10000
DHARMAPURI	12000	12000	11100
DHARWAD	7800	7800	7800
DINDIGUL	11000	11000	11000
ERNAKULAM	13000	13200	12000
HYDERABAD	11200	11200	9800
JADCHERLA	11500	11500	10200
KARIMNAGAR	12000	12000	11400
KOZHIKODE	12000	12000	10800
KURNOOL	NR	NR	9400
MANGALORE	12000	12000	NR
MAYABUNDER	NR	11300	12800
MYSORE	10500	10500	10350
PALAKKAD	14000	14000	13000
PORT BLAIR	9500	9500	NR
PUDUCHERRY	12100	12100	12200
RAMANATHAPURAM	13000	11700	10800
SURYAPET	10600	10600	9500
T.PURAM	11600	11600	10600
THIRUCHIRAPALLI	11800	11700	12000
THRISSUR	12500	12500	12000
TIRUNELVELI	12200	12200	12500
TIRUPATHI	11800	11800	11800
VELLORE	NR	NR	10000
VIJAYWADA	11100	11100	11100
VISAKHAPATNAM	12100	12300	11700
WARANGAL	11400	11200	10500
WAYANAD	12500	12500	12500

Masoor Dal Wholesale Prices (Rs./Qtl.)			
Date	7-May-20	30-Apr-20	7-Apr-20
Centre	Masoor Dal	Masoor Dal	Masoor Dal
NORTH ZONE			
AGRA	6300	6300	6500
ALLAHABAD	5800	5800	5800
AMRITSAR	8000	8000	7000
BATHINDA	7200	7200	7100
CHANDIGARH	7500	7500	7450
DEHRADUN	8200	8200	8400
DELHI	6150	6200	5700
DHARAMSHALA	7250	7500	6800
GORAKHPUR	6500	6500	6500
GURGAON	6800	6850	6400
HALDWANI	5300	5300	5300
HARIDWAR	7500	7500	7450
HISAR	6900	7000	7000
JAMMU	NR	NR	NR
JHANSI	6000	6000	6000
KANPUR	6700	6700	6500
KARNAL	6750	6850	6980
LUCKNOW	5740	5780	5910
LUDHIANA	7000	7000	7000
MANDI	7800	7000	7200
MEERUT	7050	7000	NR
PANCHKULA	7500	8000	8000
RUDRAPUR	6000	6000	6000
SHIMLA	5600	5600	5600
SOLAN	5800	6000	5800
SRINAGAR	NR	NR	NR
VARANASI	6500	6700	6300
WEST ZONE			
AHMEDABAD	6200	6200	6200
AMBIKAPUR	NR	5600	5700
BHOPAL	5700	5700	5500
BHUJ	5100	5100	5100
BILASPUR	6800	6800	NR
DURG	7500	7000	6500

Masoor Dal Wholesale Prices (Rs./Qtl.)			
Date	7-May-20	30-Apr-20	7-Apr-20
Centre	Masoor Dal	Masoor Dal	Masoor Dal
GWALIOR	5800	5500	5500
INDORE	5800	5800	5800
JABALPUR	5500	5550	5550
JAGDALPUR	6900	6900	5500
JAIPUR	6800	7000	NR
JODHPUR	NR	NR	NR
KOTA	7500	5700	NR
MUMBAI	7000	7000	7000
NAGPUR	5867	5867	5867
NASHIK	5317	5317	5117
PANAJI	7900	8250	7500
PUNE	7600	7550	6250
RAIPUR	6000	6000	5800
RAJKOT	5900	5900	5400
REWA	NR	5500	5500
SAGAR	6400	6400	6400
SURAT	5500	5500	5500
UDAIPUR	NR	NR	NR
EAST ZONE			
BALASORE	6850	5850	5850
BERHAMPUR	6200	6200	5700
BHAGALPUR	6600	6600	6200
BHUBANESHWAR	7000	7100	6200
CUTTACK	6800	7000	6200
DARBHANGA	6800	6200	5800
GAYA	7000	6300	6300
JEYPORE	7000	7000	6500
KHARAGPUR	10400	10400	10400
KOLKATA	6000	6000	6000
MALDA	7500	7500	NR
MUZZAFARPUR	6500	6500	6500
PATNA	6800	6800	6100
PURNIA	6000	6500	6500
PURULIA	NR	7500	NR
RAIGANJ	8500	8500	8500

Masoor Dal Wholesale Prices (Rs./Qtl.)			
Date	7-May-20	30-Apr-20	7-Apr-20
Centre	Masoor Dal	Masoor Dal	Masoor Dal
RAMPURHAT	6700	6700	6700
RANCHI	NR	6800	6200
ROURKELA	7000	6800	6400
SAMBALPUR	6700	6800	6500
SILIGURI	9000	9000	NR
<b>NORTH-EAST ZONE</b>			
AGARTALA	8500	8500	8500
AIZAWL	NR	14000	12000
DIMAPUR	6500	6500	6500
GANGTOK	8000	8000	NR
GUWAHATI	7000	7500	7000
IMPHAL	NR	NR	NR
ITANAGAR	NR	NR	NR
JOWAI	8500	8500	6200
SHILLONG	6801	7000	7000
TURA	7850	7900	8000
<b>SOUTH ZONE</b>			
ADILABAD	7300	7300	6200
BENGALURU	5500	5500	5500
CHENNAI	NR	7100	NR
COIMBATORE	7500	7500	6200
CUDDALORE	8000	8000	8000
DHARMAPURI	6500	6300	5900
DHARWAD	7200	5700	5700
DINDIGUL	7400	6850	6300
ERNAKULAM	7600	7600	7000
HYDERABAD	6200	6200	6200
JADCHERLA	7200	7200	7200
KARIMNAGAR	6400	6400	6400
KOZHIKODE	7500	7500	6000
KURNOOL	7600	7400	7200
MANGALORE	6300	6300	NR
MAYABUNDER	NR	8100	8300
MYSORE	9000	9000	8800
PALAKKAD	7000	7000	7000

Masoor Dal Wholesale Prices (Rs./Qtl.)			
Date	7-May-20	30-Apr-20	7-Apr-20
Centre	Masoor Dal	Masoor Dal	Masoor Dal
PORT BLAIR	8300	8300	NR
PUDUCHERRY	6800	7000	6600
RAMANATHAPURAM	NR	NR	NR
SURYAPET	7500	7500	6700
T.PURAM	7600	7500	6300
THIRUCHIRAPALLI	7500	7500	6100
THRISSUR	7400	7400	6700
TIRUNELVELI	5500	5500	5500
TIRUPATHI	8800	8800	8800
VELLORE	NR	NR	6200
VIJAYWADA	6600	6600	6600
VISAKHAPATNAM	7000	7000	6800
WARANGAL	6500	6700	6000
WAYANAD	8000	8000	7800

#### Disclaimer

The information and opinions contained in the document have been compiled from sources believed to be reliable. The company does not warrant its accuracy, completeness and correctness. Use of data and information contained in this report is at your own risk. This document is not, and should not be construed as, an offer to sell or solicitation to buy any commodities. This document may not be reproduced, distributed or published, in whole or in part, by any recipient hereof for any purpose without prior permission from the Company. IASL and its affiliates and/or their officers, directors and employees may have positions in any commodities mentioned in this document (or in any related investment) and may from time to time add to or dispose of any such commodities (or investment). Please see the detailed disclaimer at <http://www.agriwatch.com/Disclaimer.php> © 2020 Indian Agribusiness Systems Ltd.