

Content:**Highlights*****Domestic & International Market Updates******Pulses-Wise Scenario***

- 1. Chana (Chickpeas / Bengal Gram)**
- 2. Chana Technical Call (Weekly)**
- 3. Matar (Peas)**
- 4. Masoor (Lentils)**
- 5. Tur (Pigeon Peas / Red Gram)**
- 6. Urad (Black Matpe /Black Gram)**
- 7. Moong (Green Gram)**

Appendix

- ✓ *Weekly Planting progress*
- ✓ *Pulses MSP*

Commodity-wise Domestic, International Prices and Arrivals at Different Centers

Weekly Highlights-Domestic Market:**Pulses Sector-Highlights**

As per the latest update by IMD, the monsoon may hit Kerala on 1st June-2021. The official monsoon forecast will be published on 15th May-2021. This year the monsoon rainfall would be normal. It may be 98% of the long-term average with the possibility of 5% minus –plus. It was an initial forecast. An official forecast is awaited. Rainfall (volume) forecast may be published on 31st May-2021.

Despite the extension given to the Urad import time limit from 30th April to 15th of May-2021, Urad may trade up in the coming weeks. Notably, govt. had extended the import time limit for the rest of the Urad import out of the 1.5 lakh MT quota till 30th April-2021. Import may be delayed further as the Chennai High Court has granted a stay order on the import quota. Apart from it the govt. of Tamil Nadu can distribute Urad daal at free /subsidized rate. Right now the demand for urad daal is weak due to the lockdown. Myanmar is offering Urad FAQ and SQ at \$ 740 & 840 per tonne respectively.

The fundamental for Tur remains strong. Arrivals in the markets have decreased considerably due to COVID-19 increasing cases and the extended lockdown timing. Stocks with mills also have started decreasing now. So, mills in Maharashtra and Chhattisgarh are active to source it wherever it is available. It may push up the Tur prices once again. The allocation of import licenses to millers and traders may be delayed further as the Madras High Court has issued a stay order for the import quota. Myanmar is offering tur at \$ 800 per tonne for May & June shipment. The harvesting is on in Uttar Pradesh.

Harvesting of the summer moong has started getting momentum and the quality of the grains is very good. However, arrivals in markets are unlikely to increase due to the ongoing lockdown. Most markets remained closed and farmers are unable to bring their produce in markets. Stocks of the new moong will continue to accumulate in the farmer's storage. Once the markets reopen, the pressure may build up on price. The harvesting would continue till mid-June. The area under the summer moong is higher by 65% this year to 11 lakh ha. So, the prices are expected to come down amid the ongoing weak demand. Moong may slip by Rs 300 to 400 from the prevailing price.

The demand for the gram flour and Chana daal is weak due to the ongoing lockdown. Around 80% major markets are closed. So, mills have stopped buying despite the strong market fundamentals. The liquidity crunch too have started affecting mills purchasing powers. So, the range bound movement is expected in the short term. There is no parity for chana import from Russia and Australia at 44 and 66 % applicable duty (plus cess). Pakistan & Nepal are continuously buying Chana. The sowing in Australia would start in June and the area might be down from last year due to the dry weather condition. So, supply from the overseas market would be low. It may support Chana market in the medium term. The Russian and Australian Chana is being offered at \$650 and % \$560 per MT.

The Masur market could not sustain its weak tone and may move up again. The low crop size, halted import flow and the higher demand in the South Indian markets may keep Masur market well supported. Quotes in Canada is higher at \$675-680, with 30 % duty, it comes to Rs 6100-6200 at Indian ports. If the lockdown is relaxed, the arrival may increase. However, any major decline is unlikely now.

Global Market:

The seeded area under dry peas is expected to be slightly higher at 1750 thousand ha in 2021-20 against 1722 thousand ha last year in Canada. However, yield may decline from 2.73 to 2.57 t/ha this year due to average yield expectation owing to the expected un conducive weather conditions. So, the production is forecast to decrease from 4594 to 4400 thousand tonnes this year. Total supply and the export figure too may decrease from 4927 to 4790 and 3800 to 3700 thousand tonnes respectively. However domestic use may increase from 827 to 840 thousand tonnes this year. The carryout to decrease from 300 to 250 thousand tonnes. Under the prevailing market conditions average year price may hinge in the range of \$330 per metric tonne against \$340 last year. The demand is weak right now.

Lentils production in Canada is expected to decrease from 28.68 in 2020-21 to 2.7 MMT in 2021-22 due to slightly lower area & yield. Export too are expected to decrease by 2 lakh MT to 25 lakh MT in 2021-22. Total supply is expected to decrease from 31.82 to 29.25 lakh MT due to likely lower production in 2021-22. Against it domestic usage. However, domestic use would decrease from 3.27 to 2.75 lakh MT in 2021-22. So carryout stock would stay at same as last year at 1.5 MT. Average yearly price is expected to be in the range of \$ 585 per MT. For 2002-21 it is \$ 600 per MT.

The seeded area under Chickpeas is expected to be slightly lower at 100 thousand ha this year in Canada against 121 thousand ha last year. the yield too may decline from 1.79 to 1.75 t/ha this year. The production of Chickpeas may decrease from 214 to 170 thousand tonne in 2021-22. However, total supply and export may increase slightly from 507 to 520 and 115 to 125 thousand tonnes respectively this year due to low domestic use. The carryout would increase slightly from 305 to 310 thousand tonnes this year. the yearly average price is expected to rule at \$545 per tonne against \$610 last year.

US chickpea production is estimated by USDA to fall below 0.3 Mt, down over 50% from 2018-19, largely due to lower area. For 2020-21, the area seeded is forecast to fall from 2019-20 because of expectations for lower returns relative to other pulse crops. As a result, production is expected to decrease sharply to 200 kt. Supply is expected to decrease only marginally from last year as the lower production is partly offset by large carry-in stocks. Exports are forecast to be higher than the previous year and carry-out stocks are expected to fall but remain burdensome.

Chickpeas production in Australia is expected to increase from 2.81 to 7.55 lakh Mt in 2020-21. Even field peas production would increase from 2.19 to 2.94 lakh MT in 2020-21. Even lentils production may increase from 5.34 to 6.34 lakh Mt in 2020-21.

Lentils production in US for 2020 has been pegged at 336,201 MT based on 514,000 acres. Lentil production is up by 40% from last year with a USDA production estimate of 7.41 million cwt. Planted acreage was up 9% from 2019 with 528,000 acres in 2020, and harvested acreage was up even more, 21% at 514,000 acres. Weekly Outlook: - Pulses are likely to trade mixed.

Pulses-Wise Scenario:

Chana

Current Scenario:

Chana cash market traded down due to complete lockdown during the week under review after a slight recovery seen in the futures and cash markets. The demand is still low for besan and daal. Actually, money rotation in the market got disrupted while sourcing of raw material at the higher prices compelled millers to jack up prices. It has directly affected the price of daal. Right now range bound movement is expected in the chana market. Fundamentals still remains strong. As soon as the lockdown is relaxed, the movement of goods too would increase with the ongoing demand. So the prices may increase further by 200 to 250 more from current level. In Delhi market prices increased by 0.75 % to 5552. Following graph illustrates chana price movement in different markets:



Market Outlook: Sideways movement is expected in cash chana market this week due to extended phase of the lockdown and the week demand. Indian importers have imported around 523985 MT chana during April to Feb 2021. Around 8100 Mt has been imported in Feb-2021 including Kabuli chana too. Even price for Kabuli chana increased by Rs 200 to 9800 in Mumbai during the last week.

Chana Weekly Technical Analysis:

Technical Commentary:

- Increasing price & OI hint firm sentiments in futures market in the near term.
- RSI is moving up in the neutral region, hints firm momentum.
- Prices closed above 9 and 18 days EMAs.
- Candlestick chart hints bullish sentiment.

Strategy: Buy on dip

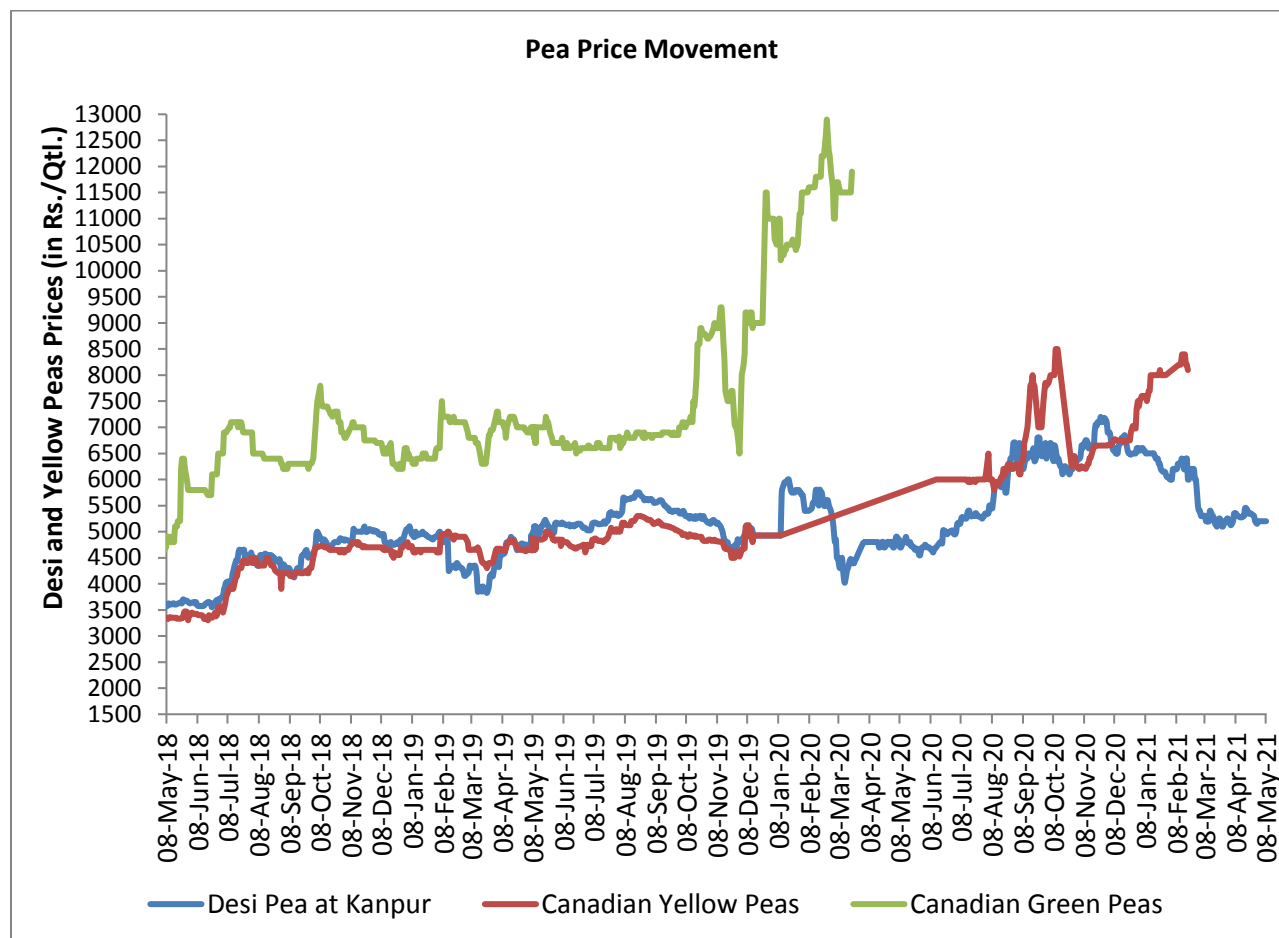
| Supports & Resistances | | | S1 | S2 | PCP | R1 | R2 |
|------------------------|-------|------|-----------|-------|------|------|------|
| Chana | NCDEX | June | 5460 | 5386 | 5537 | 5590 | 5808 |
| Weekly Trade Call* | | | Call | Entry | T1 | T2 | SL |
| Chana | NCDEX | June | Buy above | 5505 | 5580 | 5595 | 5440 |

- Do not carry forward stock for next week.

Peas (Matar):
Market Recap:

Govt. has not given any import quota for peas as of now. However, if prices of chana moves up beyond a certain level, govt. has option to import peas and ease supply side in the domestic market. Peas prices traded down despite negligible availability of field peas at ports, the prices of yellow and green peas have decreased with poor demand. Import is not taking place. Demand is weak as other pulses are available comparatively at cheaper price. Matar in Kanpur market is being traded at Rs 5200 per qtl. There was no quotes for green peas as availability is negligible. Market is waiting for govt.'s move on peas import quantity for this financial year and revision in the MIP. Right now the pressure on price continues on all pulses.

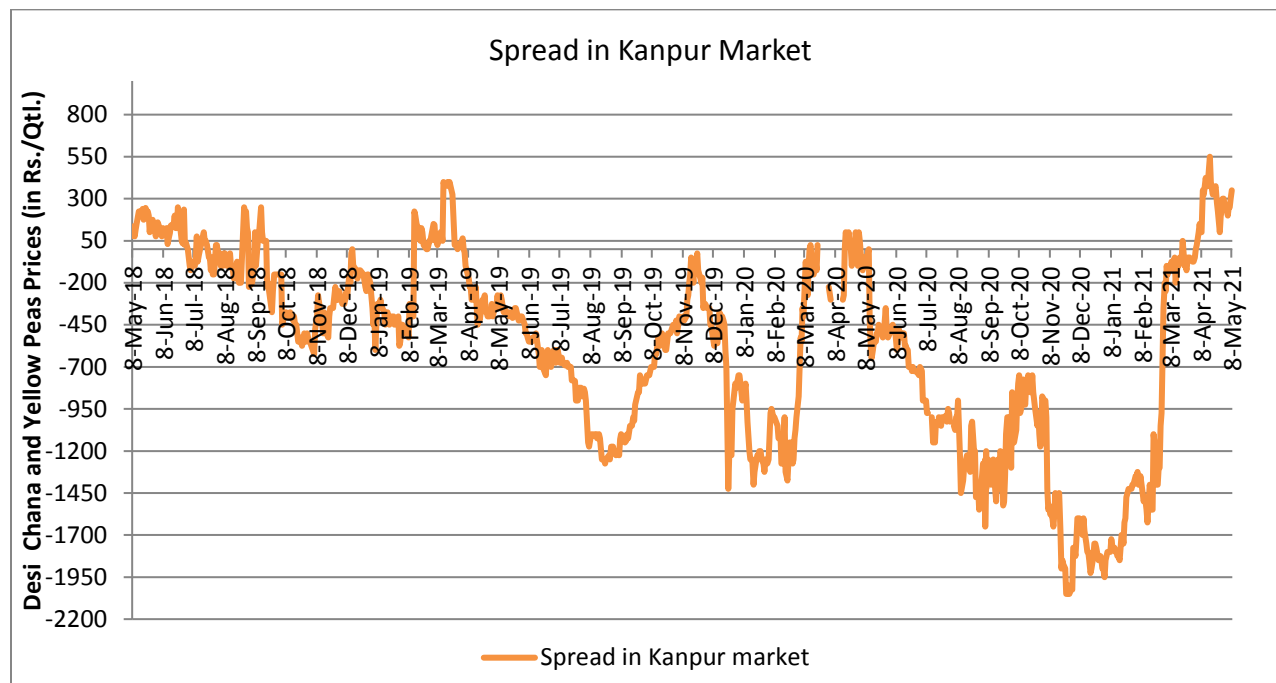
Despite stable demand for yellow peas and daal, prices are expected to trade steady to slightly weak. In Kanpur market prices stayed steady at Rs 5200. It may move further down. Following chart shows price movement in various markets:



Current Market Dynamics & Outlook: Peas market traded slightly weak on decreasing supply side. In Kanpur market it was quoted at Rs 5200 per qtl. Overall, all India average weekly price was steady at Rs 5200 per qtl. In Mumbai market, there was no quote for yellow peas as stock has been exhausted. There is no quotes for imported peas as availability is almost nil.

Spread With Chana:

Spread between Chana and Peas, at Kanpur market moved in positive zone. Gap has been fulfilled now and it is Rs 350 up now. Spread is expected to remain in the positive zone in May too on relative movement in Chana prices. Overall outlook seems steady to slightly weak this week too.



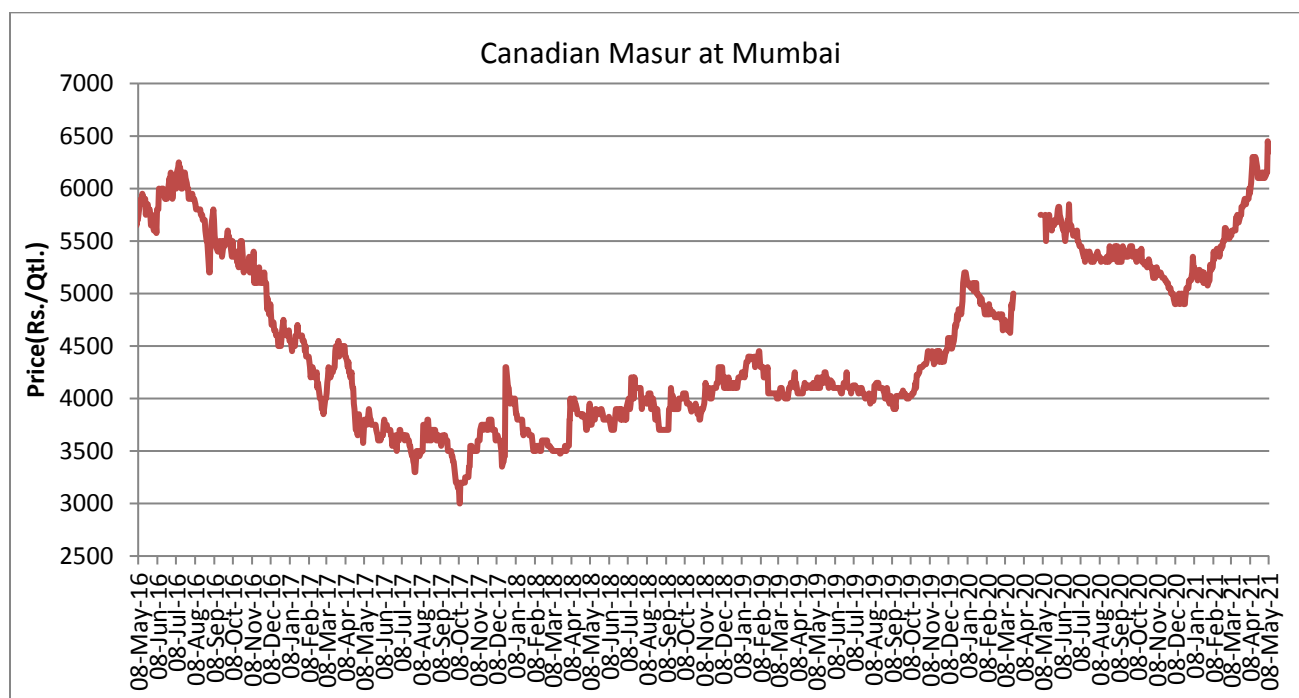
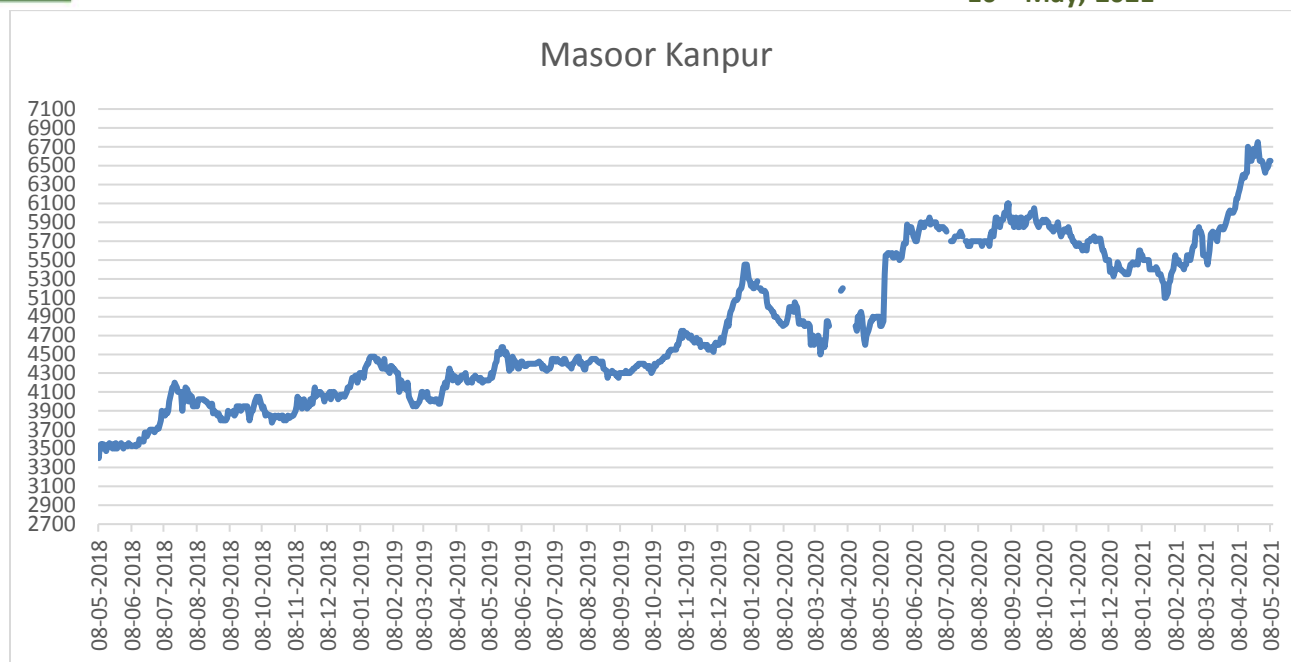
Market Outlook For May: Steady to slightly weak movement is expected in May-2021.

Lentils (Masoor):

Market Recap:

Lentils prices may trade stable to slightly firm despite the extended phase of the lockdown in various states like Karnataka, MP, Mh, West Bengal, Haryana and Delhi. Farmers are unable to bring their produce into the market while the stock of daal in the pipeline is not enough to fill the gap. Raw material for mills is short as farmers are not bring their produce. So, prices have gone up. There is also lobbying for reduction in import duty, so the manipulation can't be ruled out. As soon as the lockdown is relaxed, arrivals may increase and price should decrease to a certain extent. Stock in Canada is at comfortable level and there is talk in the market that some big companies have purchased lentils, who want deduction in import duty on the basis of higher prevailing prices in the market and the lower crop size this year. Govt. may consider reduction in import duty, if prices continue to rule at the current level. In Kanpur market it is ruling at Rs 6550, while imported masur quoted at Rs 6350 at Mumbai port. Nafed too is not able to purchase much quantity even at the prevailing market price due to the low arrivals.

Current Scenario: Stocks at ports too have declined now. At Mumbai port importers are selling masur at Rs 6300-6350. Any spike in masur market is unlikely now due to the weak demand from retail market.



Market Outlook: Prices may trade steady to slightly weak due to the weak demand from mills. Overall tone in masur market remains weak in the 2nd week of May-2021. As soon as the lock down is relaxed, arrival may increase.

Pigeon Pea (Tur/Toor):

Market Recap:

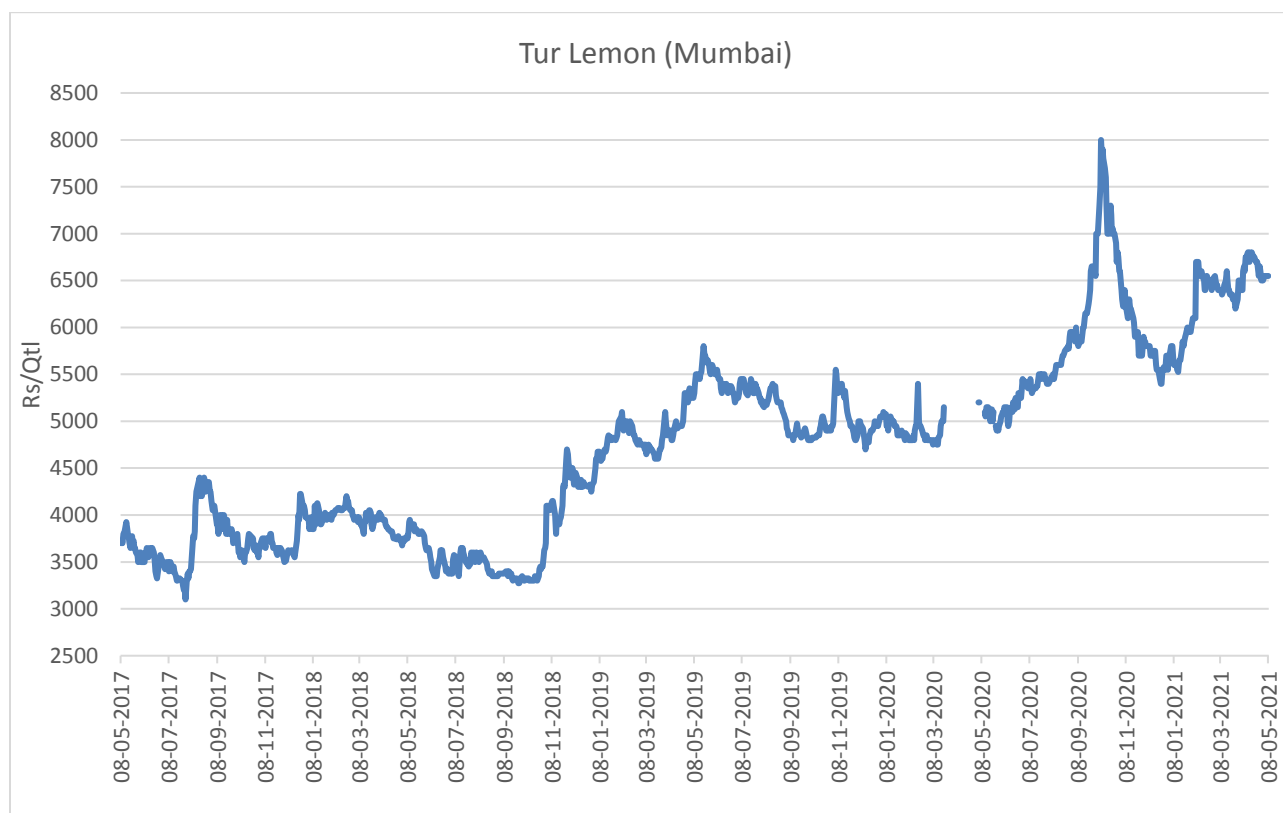
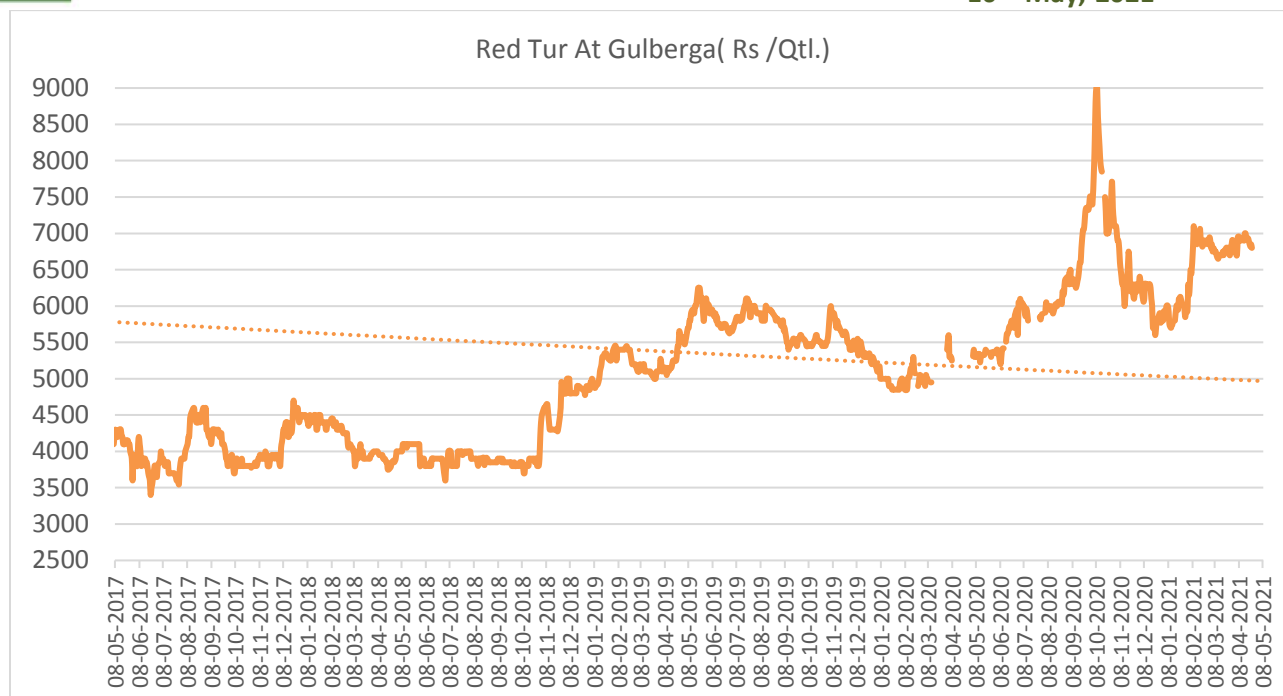
Tur cash market may trade stable to slightly firm as demand for daal starts improving. Stock of processed daal is coming down while the supply of raw material remains disrupted. It may continue throughout the May. The rotation of money too got disturbed. So, market is expected to move up once the demand for daal improves. Import is not taking place in bulk volume due to availability/supply issues in Myanmar. It may take time to start. Fear of the low import volume from overseas markets, low stock with Nafed and stock being in strong hands may push up tur price in the medium term, if lock down is relaxed soon (unlikely). June onward price movement would depend on monsoon rains and sowing progress. In May-June prices may rule in the range of 6700-7400 with start of marriage season. Stockists who have stored tur having 11% moisture level, may not be able to hold it for a longer period, if monsoon starts with good rains. Higher moisture level affects tur quality.

Indian farmers had covered 48.49 lakh ha against 45.88 lakh ha last year. As per Agriwatch estimate India may harvest 37.28 lakh Mt crop this year. Overall tone is firm. Tur harvesting is on in Uttar Pradesh but arrival is low due to the ongoing lockdown.

Current Market Dynamics & Outlook:

India imported around 2287 MT tur in March-2021, the 4th month of the MY-2020-21 for tur. India imported around 4.25 lakh MT tur (Dec-2019 to Nov-2020 last year). This year the volume is 4.97 lakh MT. It would affect total availability in the market. This year (FY) over 5.5 lakh MT import is expected. Stockists and traders may try to push up market by holding crop till Sep-Oct -2021. If monsoon starts with good rainfall, area may increase and good sowing may help market to cool down. But second quarter is very tricky at price point of view. Nafed may release stock to cool down price but not before procurement ends in May. Till then market may continue to trade stable to slightly firm..

Nafed has procured 10,929.36 MT Tur, so far at minimum support price of Rs 6000. The maximum (8000 MT) tur has been procured in Karnataka, followed by MH at 1001 MT. As prices are ruling above MSP, Procurement quantity would be much more than normal expectation. Arrival is lower at this point of time. Farmers are holding stock in anticipation of higher prices in coming weeks.



In the 1st week of May-2021, average price in Gulberga market was up by Rs 200 to Rs 6950-7050 due to short supply and improved buying by mills. Prices are expected to increase further, if the lockdown is relaxed.

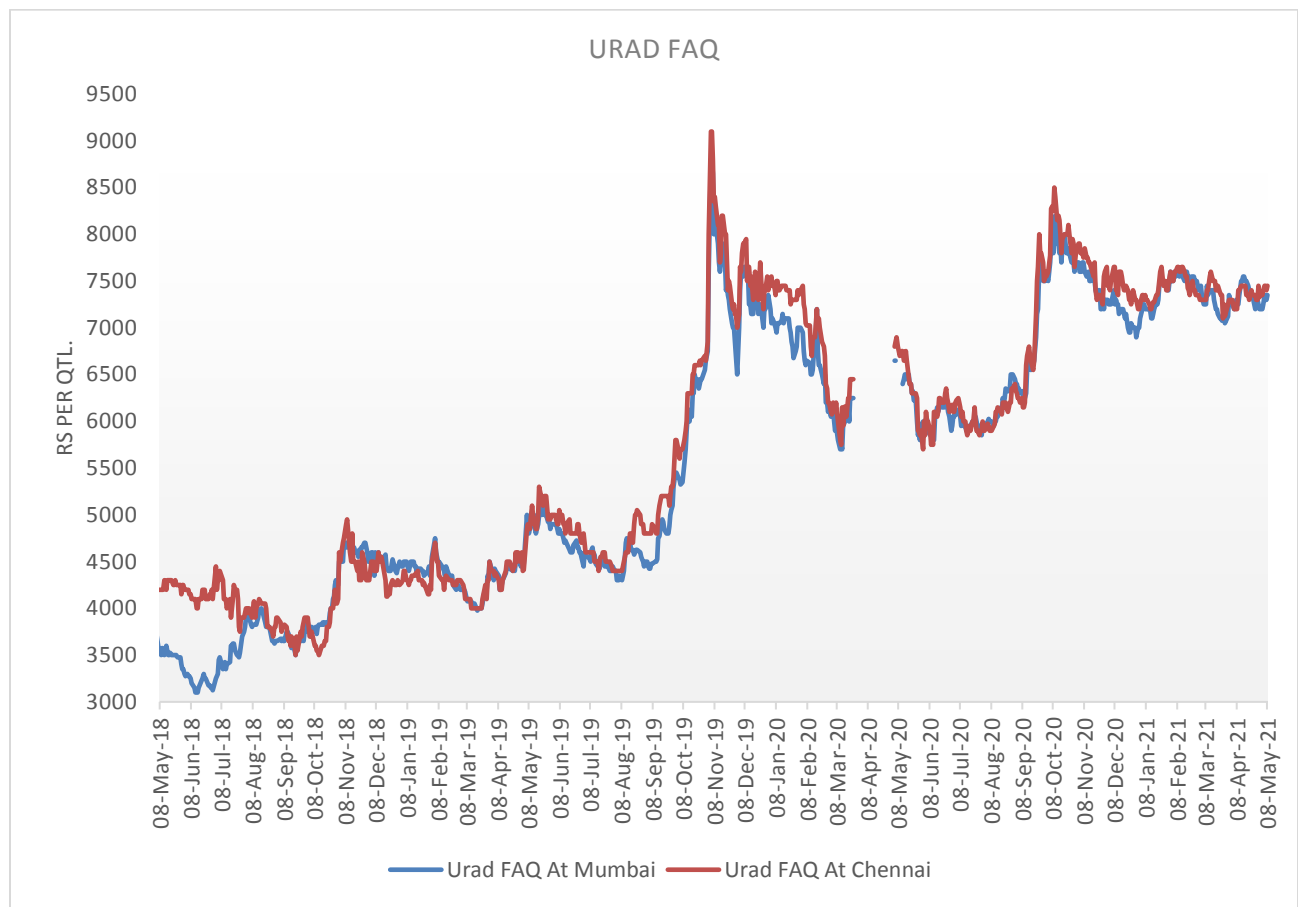
Black Matpe (Urad):

Urad cash market traded steady to slightly firm due to uncertainty over import from the back log quota. Allocation remains pending due to stay order by the Madras High Court. Demand for daal has started increasing while farmers/stockists stocks too is coming down. So, overall tone seems firm in the near term. The short term outlook too is firm due to stay order on import allocation. Procurement by Nafed is rather slow as prices are ruling above MSP right now and may continue to rule at higher level. Big kharif crop is three months away from now, so any major decline is unlikely in coming weeks.

Current Market Dynamics & Outlook:

Arrival from rabi crop is over now while arrival is at its low due the ongoing lockdown Major urad crop comes in kharif season. As availability in Myanmar too is low and so, price may continue to rule up, bulk volume import is not possible in May-2021 too. India imported around 31573 MT urad in March-2021. From April to March-21-India imported only 3.29 lakh MT urad out of allocated four lakhMT quota.This year too the govt. has allocated 4 lakhMT import quota.import may be delayed due to the legal litigation over allocation algorithm.

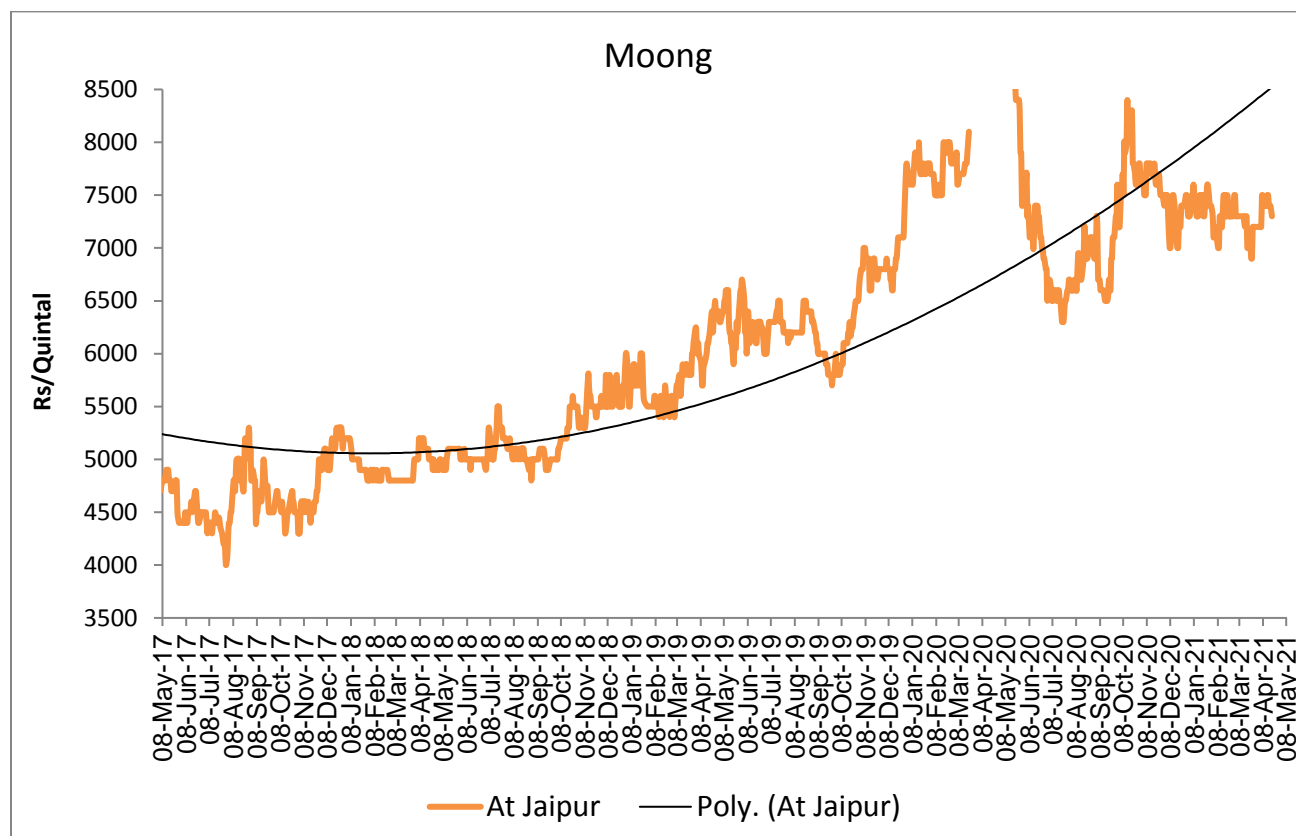
Market Outlook: Urad Prices are likely to show firm movement.



Green Gram (Moong):

Market Recap:

Moong cash market is likely to trade down as supply is expected to ease from the summer crop. Pressure might be felt when new crop would start hitting market from Odisha and other states, as soon as the lockdown is relaxed.. Crop condition of moong is good in the Uttar Pradesh, Bihar and Orisha. Import flow too may increase as there is a parity from Myanmar. Prices in the market like Gannavaram traded down at 7000-7100 during the week. In north and central India, prices have decreased below MSP for low quality crop. the downward movement is expected this week in the Moong market. Total production including Rabi is expected to move up by 2.39 lakh Mt to 21.45 lakh Mt this year.



Market Outlook: Moong prices are likely to trade steady to weak in the near term.

Indian Pulses MSP

| MSP (Rs/Quintal) | 2010-11 | 2011-12 | 2012-13 | 2013-14 | 2014-15 | 2015-16 | 2016-17 | 2017-18 | 2018-19 | 2019-20 | 2020-21 |
|---------------------|---------|---------|---------|---------|---------|---------|-------------|--------------|---------|---------|---------|
| Tur (Arhar) | 3000* | 3200* | 3850 | 4300 | 4350 | 4625** | 5050* ** | 5450* | 5675 | 5800 | 6000 |
| Moong | 3170* | 3500* | 4400 | 4500 | 4600 | 4850** | 5225* ** | 5575* | 6975 | 7050 | 7196 |
| Urad | 2900* | 3300* | 4300 | 4300 | 4350 | 4625** | 5000* ** | 5400* | 5600 | 5700 | 6000 |
| Gram | 2100 | 2800 | 3000 | 3100 | 3175 | 3425 | 4000 | 4400 ** | 4620 | 4875 | 5100 |
| Lentil (Masur) | 2250 | 2800 | 2900 | 2950 | 3075 | 3325 | 3925 | 4250* *** | 4475 | 4800 | 5100 |

* For 2017-18 Tur (Arhar)5250+ 200 Bonus,Moong5375+ 200 bonus &Urad5200 + 200bonus

*: Additional Bonus of Rs 500 per quintal for market arrivals within the first two months of harvesting

: Additional Bonus of Rs 200 per quintal,*:Additional Bonus of Rs 425 per quintal

Pulses Weekly Price Sheet:

| Pulse s | State | Market | Pulses Variety/Origin (Rs in Qtl) | 6-May- 21 | 29- Apr-21 | 6-Apr- 21 | 6-May- 20 |
|------------|----------------|----------|--|--------------|---------------|--------------|--------------|
| Chana | Delhi | Delhi | Chana (Australia) | 5700 | 5650 | 5525 | 4350 |
| Chana | Maharashtra | Mumbai | Chana (Australia) | 6400 | 6200 | 6125 | NA |
| Chana | West Bengal | Kolkatta | Chana (Australia) | 6500 | 6300 | 6225 | NA |
| Chana | Maharashtra | Mumbai | Chana (Australia) in \$/t | NA | NA | NA | NA |
| Chana | Maharashtra | Mumbai | Chana (Tanzania) in \$/t | NA | NA | NA | NA |
| Chana | Maharashtra | Mumbai | Kabuli Chana (Russia) in \$/t | 670 | 630 | 630 | NA |
| Chana | Delhi | Delhi | Chana Kantewala/Katawala (M.P. Origin) | 5575 | 5500 | 5400 | 4225 |
| Chana | Rajasthan | Ramganj | Chana (Both Desi and Kantewala) | Closed | Closed | 4800 | Closed |
| Chana | Madhya Pradesh | Indore | Chana kantewala/katawala | Closed | Closed | 5350 | Closed |
| Chana | Madhya Pradesh | Dewas | Chana Kantewala/Katawala | Closed | Closed | 8200 | Closed |
| Chana | Madhya Pradesh | Neemuch | Chana Kantewala/Katawala | Closed | Closed | 5150 | Closed |
| Chana | Madhya Pradesh | Rajgarh | Chana Kantewala/Katawala | NR | NR | NR | Closed |
| Chana | Maharashtra | Nanded | Chana Kantewala/Katawala | 5400 | Closed | Closed | Closed |
| Chana | Maharashtra | Barshi | Chana Kantewala/Katawala | 4800 | Closed | 4500 | 3600 |
| Chana | Maharashtra | Mumbai | Chana (Ethiopia) | NA | NA | NA | NA |
| Chana | Delhi | Delhi | Chana Rajasthan | 5650 | 5500 | 5450 | 4300 |
| Chana | Maharashtra | Mumbai | Chana (Tanzania) | 5200 | 5100 | 5000 | NA |
| Chana | Maharashtra | Akola | Chana Annagiri | 5375 | 5400 | 5400 | Closed |
| Chana | Maharashtra | Latur | Chana Annagiri | 4950 | 4950 | 4950 | 3850 |
| Chana | Maharashtra | Nagpur | Chana Annagiri | Closed | Closed | NA | NA |

| Pulse s | State | Market | Pulses Variety/Origin (Rs in Qtl) | 6-May- 21 | 29- Apr-21 | 6-Apr- 21 | 6-May- 20 |
|------------|-------------------|----------------|-----------------------------------|--------------|---------------|--------------|--------------|
| Chan a | Maharashtr a | Nanded | Chana Annagiri | 5500 | Closed | Closed | Closed |
| Chan a | Maharashtr a | Udgir | Chana Annagiri | Closed | Closed | 5200 | Closed |
| Chan a | Karnataka | Gulbarga | Chana Annagiri | Closed | Closed | 5100 | 3950 |
| Chan a | Delhi | Delhi | Chana Besan | 6929 | 6929 | 6857 | 5571 |
| Chan a | Maharashtr a | Akola | Chana Chapa | 5325 | 5350 | 5350 | Closed |
| Chan a | Maharashtr a | Nagpur | Chana chapa | Closed | Closed | NA | NA |
| Chan a | Maharashtr a | Barshi | Chana Chapa | 5000 | Closed | 4700 | 3800 |
| Chan a | Madhya Pradesh | Gwalior | Chana Desi | Closed | Closed | 5100 | Closed |
| Chan a | Madhya Pradesh | Harda | Chana Desi | Closed | Closed | 5125 | Closed |
| Chan a | Madhya Pradesh | Ganjbasod a | Chana Desi | Closed | Closed | 5200 | Closed |
| Chan a | Madhya Pradesh | Katni | Chana Desi | Closed | Closed | 5200 | 4100 |
| Chan a | Madhya Pradesh | Pipariya | Chana Desi | Closed | Closed | 5100 | 4100 |
| Chan a | Madhya Pradesh | Morena | Chana Desi | Closed | Closed | NA | NA |
| Chan a | Madhya Pradesh | Bina | Chana Desi | Closed | NA | 4950 | Closed |
| Chan a | Madhya Pradesh | Dabra | Chana Desi | Closed | Closed | 5200 | 4100 |
| Chan a | Madhya Pradesh | Ashok Nagar | Chana Desi | Closed | Closed | 5150 | Closed |
| Chan a | Madhya Pradesh | Bhind | Chana Desi | 5500 | 4900 | 4700 | 4100 |
| Chan a | Maharashtr a | Ahmedna gar | Chana Desi | 5000 | Closed | 4800 | 3850 |
| Chan a | Maharashtr a | Barshi | Chana Desi | 4800 | Closed | 4500 | 3600 |
| Chan a | Maharashtr a | Nagpur | Chana Desi | Closed | Closed | NA | NA |
| Chan a | Maharashtr a | Hingangha t | Chana Desi | NA | Closed | 5080 | Closed |
| Chan a | Rajasthan | Jaipur | Chana Desi | Closed | Closed | 5375 | Closed |

| Pulse s | State | Market | Pulses Variety/Origin (Rs in Qtl) | 6-May- 21 | 29- Apr-21 | 6-Apr- 21 | 6-May- 20 |
|------------|----------------|----------------|-----------------------------------|--------------|---------------|--------------|--------------|
| Chana | Rajasthan | Sriganganagar | Chana Desi | Closed | Closed | 4800 | Closed |
| Chana | Rajasthan | Kekri | Chana Desi | Closed | Closed | 4950 | NA |
| Chana | Rajasthan | Bundi | Chana Desi | Closed | Closed | 5250 | 3950 |
| Chana | Rajasthan | Ajmer | Chana Desi | Closed | Closed | 5050 | Closed |
| Chana | Rajasthan | Alwar | Chana Desi | NA | NA | NA | 4000 |
| Chana | Andhra Pradesh | Vijaywada | Chana Desi | Closed | 5100 | 5100 | Closed |
| Chana | Andhra Pradesh | Banagana palli | Chana Desi | NA | NA | 4650 | 4400 |
| Chana | Uttar Pradesh | Jhansi | Chana Desi | NA | NA | Closed | Closed |
| Chana | Uttar Pradesh | Kanpur | Chana Desi | 5500 | 5450 | 5500 | 4800 |
| Chana | Gujarat | Dahod | Chana Desi | Closed | Closed | 4900 | 3975 |
| Chana | Rajasthan | Bikaner | Chana | Closed | Closed | 5200 | Closed |
| Chana | Maharashtra | Jalgoan | Chana | 5075 | 5050 | 4950 | Closed |
| Chana | Maharashtra | Solapur | Chana | 5350 | 5350 | 5125 | 4200 |
| Chana | Maharashtra | Amaravati | Chana | 5050 | 5000 | 5000 | 3950 |
| Chana | Chhattisgarh | Raipur | Chana | Closed | Closed | 5375 | Closed |
| Chana | Karnataka | Sedam | Chana | NA | NA | NA | NA |
| Chana | Maharashtra | Jalna | Chana Gauran | 4950 | 5000 | 4850 | 3800 |
| Chana | Maharashtra | Latur | Chana Gauran | 4850 | 4900 | 4925 | 3800 |
| Chana | Madhya Pradesh | Ujjain | Chana Dollar | Closed | Closed | 8200 | Closed |
| Chana | Maharashtra | Jalna | Chana Pila | 5000 | 5075 | 4950 | 3850 |
| Chana | Maharashtra | Latur | Chana G 12/Vijay | 5000 | 5000 | 5000 | 3900 |
| Chana | Maharashtra | Udgir | Chana Vijay | Closed | Closed | 5200 | Closed |

| Pulse s | State | Market | Pulses Variety/Origin (Rs in Qtl) | 6-May- 21 | 29- Apr-21 | 6-Apr- 21 | 6-May- 20 |
|------------|-------------------|----------------|--------------------------------------|--------------|---------------|--------------|--------------|
| Chan a | Madhya Pradesh | Indore | Kabuli Chana 58-60 Export Quality | Closed | Closed | 9000 | Closed |
| Chan a | Madhya Pradesh | Indore | Kabuli Chana 44-46 Mill Quality | Closed | Closed | 9500 | Closed |
| Chan a | Maharashtr a | Mumbai | Kabuli Chana (Russia) | 5500 | 5450 | 5400 | NA |
| Chan a | Madhya Pradesh | Indore | Raw Kabuli Chana Quality | Closed | Closed | NA | Closed |
| Chan a | Madhya Pradesh | Dabra | Kabuli Chana | Closed | Closed | NA | NA |
| Chan a | Maharashtr a | Latur | Chana Mixed (Mill) | 4850 | 4900 | 4925 | 3800 |
| Chan a | Maharashtr a | Akola | Chana Mixed | 5275 | 5300 | 5300 | Closed |
| Chan a | Maharashtr a | Ahmedna gar | Chana Vishal | 5200 | Closed | 5000 | 3950 |
| Chan a | Karnataka | Gulbarga | Chana Dall (Branded) | Closed | Closed | 6200 | NA |
| Chan a | Madhya Pradesh | Indore | Chana Dall (Average Quality) | Closed | Closed | 6850 | Closed |
| Chan a | Delhi | Delhi | Chana Dall | 6500 | 6500 | 6100 | 5150 |
| Chan a | Maharashtr a | Jalgoan | Chana Dall | 6450 | 6500 | 6300 | Closed |
| Chan a | Maharashtr a | Latur | Chana Dall | 6500 | 6450 | 6450 | 5050 |
| Chan a | Madhya Pradesh | Gwalior | Chana Dall | Closed | Closed | 6100 | Closed |
| Chan a | Rajasthan | Bikaner | Chana Dall | Closed | Closed | 6100 | Closed |
| Chan a | Maharashtr a | Nagpur | Chana Dall | Closed | Closed | NA | NA |
| Chan a | Madhya Pradesh | Dabra | Chana Dall | Closed | Closed | NA | NA |
| Chan a | Karnataka | Gulbarga | Chana Dall | Closed | Closed | 6000 | NA |
| Chan a | Madhya Pradesh | Pipariya | Chana Dall | Closed | Closed | 6800 | 5600 |
| Chan a | Uttar Pradesh | Kanpur | Chana Dall | 6700 | 6700 | 6300 | 5400 |
| Chan a | Jharkhand | Jamshedp ur | Chana Dall | NR | NR | NR | Closed |
| Chan a | Maharashtr a | Akola | Chana Dall | 6500 | 6700 | 6400 | Closed |

| Pulses | State | Market | Pulses Variety/Origin (Rs in Qtl) | 6-May-21 | 29-Apr-21 | 6-Apr-21 | 6-May-20 |
|--------|----------------|-------------|-----------------------------------|----------|-----------|----------|----------|
| Chana | Maharashtra | Barshi | Chana Dall | 6700 | Closed | 6500 | 6100 |
| Chana | Madhya Pradesh | Bhind | Chana Dall | 7500 | 7800 | 6100 | 5400 |
| Masur | Uttar Pradesh | Kanpur | Masur (Bareilly) | 6650 | 6550 | 6250 | 4850 |
| Masur | Uttar Pradesh | Kanpur | Masur Mill Quality Kanpur | 6550 | 6450 | 6150 | 4900 |
| Masur | Madhya Pradesh | Gwalior | Masur | Closed | Closed | 5900 | Closed |
| Masur | Madhya Pradesh | Vidisha | Masur | Closed | Closed | 5700 | Closed |
| Masur | Madhya Pradesh | Ganj Basoda | Masur | Closed | Closed | 5650 | Closed |
| Masur | Madhya Pradesh | Katni | Masur | Closed | Closed | 5800 | 5300 |
| Masur | Uttar Pradesh | Jhansi | Masur | NA | NA | Closed | Closed |
| Masur | Bihar | Patna | Masur | NR | NR | NR | 5700 |
| Masur | Chhattisgarh | Raipur | Masur | Closed | Closed | 6000 | Closed |
| Masur | Madhya Pradesh | Ashok Nagar | Masur Desi | Closed | Closed | 5625 | Closed |
| Masur | Madhya Pradesh | Pipariya | Masur Desi | Closed | Closed | 5550 | NA |
| Masur | Madhya Pradesh | Neemuch | Masur Desi | Closed | Closed | 5675 | Closed |
| Masur | Madhya Pradesh | Indore | Masur Medium (barik) | Closed | Closed | 5950 | Closed |
| Masur | Madhya Pradesh | Dabra | Masur Medium | Closed | Closed | NA | NA |
| Masur | Madhya Pradesh | Rajgarh | Masur Medium | NR | NR | NR | Closed |
| Masur | Jharkhand | Jamshedpur | Masur Dall Malka | NR | NR | NR | Closed |
| Masur | Madhya Pradesh | Gwalior | Masur Dall Malka | Closed | Closed | 7000 | Closed |
| Masur | Madhya Pradesh | Indore | Masur Dall (Medium) | Closed | Closed | 7100 | Closed |
| Masur | Delhi | Delhi | Masur Dall Choti | 8100 | 8000 | 7200 | 6850 |
| Masur | Delhi | Delhi | Masur Badi /Malka dal | 7800 | 7700 | 6900 | 6550 |

| Pulse s | State | Market | Pulses Variety/Origin (Rs in Qtl) | 6-May- 21 | 29- Apr-21 | 6-Apr- 21 | 6-May- 20 |
|------------|----------------|----------|---|--------------|---------------|--------------|--------------|
| Masur | Delhi | Delhi | Masur Canadian | 6500 | 6250 | 6150 | 5600 |
| Masur | West Bengal | Kolkatta | Masur (Canada) | 6550 | 6250 | 6150 | 5800 |
| Masur | Tamil Nadu | Chennai | Yellow Lentil (Canada Laird No.1) | 12500 | 12000 | Closed | 11000 |
| Masur | Tamil Nadu | Chennai | Yellow Lentil (Canada Laird No.2) | 12300 | 11800 | Closed | 10800 |
| Masur | Tamil Nadu | Chennai | Yellow Lentil (Canada Laird No.3) | 12100 | 11500 | Closed | 10600 |
| Masur | Madhya Pradesh | Indore | Masur Mota Masra | Closed | Closed | 6000 | Closed |
| Masur | Madhya Pradesh | Indore | Masur Chota (FAQ) | Closed | Closed | 5975 | Closed |
| Masur | Maharashtra | Mumbai | Masur (Canada)(Container) | 6450 | 6150 | 6050 | NA |
| Masur | Maharashtra | Mumbai | Masur Vessel | 6050 | 6050 | 5875 | NA |
| Masur | Delhi | Delhi | Masur (Kotaline) | 6900 | 6600 | 6200 | 5650 |
| Masur | Delhi | Delhi | Masur (Sikri Line) | 7100 | 7050 | 6700 | 5850 |
| Masur | Delhi | Delhi | Masur Chanti-Export Quality | 8600 | 8500 | 7800 | 7200 |
| Masur | Madhya Pradesh | Bina | Masur Kali | Closed | NA | 5500 | Closed |
| Moong | Maharashtra | Mumbai | Moong Annaseva (Burma) in \$/t | 1020 | 1020 | 1050 | NA |
| Moong | Maharashtra | Mumbai | Moong Pedishewa/Pedisheva/(Burma) in \$/t | 1000 | 1000 | 1080 | NA |
| Moong | Maharashtra | Mumbai | Moong Pokako/Pakaku (Burma) in \$/t | 1000 | 1000 | 1200 | NA |
| Moong | Maharashtra | Mumbai | Moong (Tanzania) | NA | NA | NA | Closed |
| Moong | Delhi | Delhi | Moong (Kanpur-U.P.) | Closed | Closed | NA | NA |
| Moong | Delhi | Delhi | Moong Desi (Merta City-Raj) | Closed | Closed | 7200 | 8500 |
| Moong | Delhi | Delhi | Moong (Mertacity Polish-Raj) | Closed | Closed | NA | 9000 |
| Moong | Karnataka | Gulbarga | Moong FAQ | Closed | Closed | 6500 | NA |
| Moong | Uttar Pradesh | Kanpur | Moong (UP line) | 7500 | 8000 | Closed | 9000 |

| Pulse s | State | Market | Pulses Variety/Origin (Rs in Qtl) | 6-May- 21 | 29- Apr-21 | 6-Apr- 21 | 6-May- 20 |
|------------|----------------|---------------|-----------------------------------|--------------|---------------|--------------|--------------|
| Moong | Maharashtra | Akola | Moong | 7400 | 7500 | 7200 | Closed |
| Moong | Maharashtra | Barshi | Moong | 7300 | Closed | 7500 | 8000 |
| Moong | Maharashtra | Ahmednagar | Moong | 7300 | Closed | 7500 | 9000 |
| Moong | Madhya Pradesh | Harda | Moong | Closed | Closed | 8100 | Closed |
| Moong | Rajasthan | Kekri | Moong | Closed | Closed | 7300 | NA |
| Moong | Maharashtra | Latur | Moong | NA | NA | NA | NA |
| Moong | Madhya Pradesh | Dabra | Moong | Closed | Closed | NA | NA |
| Moong | Rajasthan | Sriganganagar | Moong | Closed | Closed | NA | Closed |
| Moong | Andhra Pradesh | Vijaywada | Moong | Closed | 6800 | 7500 | Closed |
| Moong | Rajasthan | Ajmer | Moong Desi | Closed | Closed | 7200 | Closed |
| Moong | Uttar Pradesh | Hathras | Moong Desi | NA | NA | NA | Closed |
| Moong | Madhya Pradesh | Pipariya | Moong Desi | Closed | Closed | 6800 | NA |
| Moong | Maharashtra | Udgir | Moong Desi | Closed | Closed | 7000 | Closed |
| Moong | Gujarat | Dahod | Moong (Chamki) | Closed | Closed | 7000 | 8500 |
| Moong | Karnataka | Gulbarga | Moong (Chamki) | Closed | Closed | 7300 | NA |
| Moong | Madhya Pradesh | Indore | Moong (Chamki) | Closed | Closed | 8000 | Closed |
| Moong | Maharashtra | Jalgoan | Moong (Chamki) | 7800 | 8000 | 7400 | Closed |
| Moong | Maharashtra | Jalna | Moong (Chamki) | NA | NA | 6500 | NA |
| Moong | Rajasthan | Jaipur | Moong (Chamki) | Closed | Closed | 7500 | Closed |
| Moong | Rajasthan | Merta | Moong Chilka | Closed | Closed | 7300 | 7900 |
| Moong | Rajasthan | Merta | Moong Mogar | Closed | Closed | 7100 | 7700 |
| Moong | Rajasthan | Merta | Moong Polish | Closed | Closed | 7300 | 7900 |

| Pulse s | State | Market | Pulses Variety/Origin (Rs in Qtl) | 6-May- 21 | 29- Apr-21 | 6-Apr- 21 | 6-May- 20 |
|------------|----------------|------------|--------------------------------------|--------------|---------------|--------------|--------------|
| Moong | Karnataka | Yadgir | Moong Polish | NA | NA | 7360 | 9200 |
| Moong | Karnataka | Gulbarga | Moong Dall Mogar (Colourful Branded) | Closed | Closed | 9200 | NA |
| Moong | Rajasthan | Bikaner | Moong Dall Split (Average) | Closed | Closed | 9200 | Closed |
| Moong | Delhi | Delhi | Moong (Chilka Dal-Raj) | Closed | Closed | 9000 | 11000 |
| Moong | Delhi | Delhi | Moong Mogar Dall | Closed | Closed | 9100 | 11500 |
| Moong | Maharashtra | Akola | Moong Dall Mogar (bold) | 9900 | 9900 | 10000 | Closed |
| Moong | Madhya Pradesh | Indore | Moong Dall Mogar | Closed | Closed | 9700 | Closed |
| Moong | Jharkhand | Jamshedpur | Moong Dall Mogar | NR | NR | NR | Closed |
| Moong | Jharkhand | Jamshedpur | Moong Dal Mogar (Sortex) | NR | NR | NR | Closed |
| Moong | Maharashtra | Mumbai | Moong Kenya | NA | NA | NA | Closed |
| Moong | Maharashtra | Mumbai | Moong Pokako/Pakkaku | NA | NA | NA | Closed |
| Moong | Maharashtra | Jalna | Moong Gauran | NA | NA | 6000 | NA |
| Moong | Karnataka | Sedam | Moong Green | NA | NA | NA | NA |
| Moong | West Bengal | Kolkatta | Moong Pedishewa/Pedisheva | NA | NA | NA | NA |
| Moth | Rajasthan | Jaipur | Moth | Closed | Closed | 7100 | Closed |
| Moth | Rajasthan | Nokha | Moth | 7000 | Closed | 7000 | 6200 |
| Moth | Rajasthan | Bhilwara | Moth | NA | NA | NA | NA |
| Pea | Maharashtra | Mumbai | Peas White/Yellow (America) | NA | NA | NA | NA |
| Pea | Maharashtra | Mumbai | Peas Green (America) | NA | NA | NA | NA |
| Pea | Uttar Pradesh | Kanpur | Peas White (Canada) | 5000 | 4950 | 5150 | NA |
| Pea | Maharashtra | Mumbai | Peas White/Yellow (Canada) | NA | NA | NA | NA |
| Pea | West Bengal | Kolkatta | Peas Yellow/White (Canada) | NA | 6125 | 6100 | NA |
| Pea | Maharashtra | Mumbai | Peas Green (Canada) | NA | NA | NA | NA |

| Pulse s | State | Market | Pulses Variety/Origin (Rs in Qtl) | 6-May- 21 | 29- Apr-21 | 6-Apr- 21 | 6-May- 20 |
|------------|----------------|------------|-----------------------------------|--------------|---------------|--------------|--------------|
| Pea | West Bengal | Kolkatta | Peas Green (Canada) | NA | NA | NA | NA |
| Pea | West Bengal | Kolkatta | Peas Yellow/White (Russia) | NA | NA | NA | NA |
| Pea | Maharashtra | Mumbai | Peas Yellow (Russia) | NA | NA | NA | NA |
| Pea | Uttar Pradesh | Kanpur | Peas Desi | 5200 | 5150 | 5350 | 4850 |
| Pea | Madhya Pradesh | Gwalior | Peas White | Closed | Closed | NA | Closed |
| Pea | Madhya Pradesh | Harpalpur | Peas White | Closed | 5000 | 5000 | NA |
| Pea | Uttar Pradesh | Jhansi | Peas White | NA | NA | Closed | Closed |
| Pea | Madhya Pradesh | Dabra | Peas White | Closed | Closed | NA | NA |
| Pea | Delhi | Delhi | Peas Green | 12500 | 12500 | 11700 | 11400 |
| Pea | Madhya Pradesh | Dabra | Peas Green | Closed | Closed | 4900 | NA |
| Pea | Delhi | Delhi | Peas Yellow | 8600 | 8600 | 8600 | 6300 |
| Pea | Jharkhand | Jamshedpur | Peas Dall | NR | NR | NR | Closed |
| Pea | Madhya Pradesh | Gwalior | Peas White Dall | Closed | Closed | NA | Closed |
| Tur | Maharashtra | Mumbai | Tur Lemon (Burma) in \$/t | 800 | 800 | 710 | NA |
| Tur | Tamil Nadu | Chennai | Tur Lemon (Burma) in \$/t | NA | NA | Closed | NA |
| Tur | Uttar Pradesh | Kanpur | Tur (MP) | 6600 | 6550 | 6700 | 5150 |
| Tur | Uttar Pradesh | Kanpur | Tur (UP Line) | 6700 | 6650 | 6800 | 5250 |
| Tur | Maharashtra | Nagpur | Tur (Mah.) | Closed | Closed | NA | 5300 |
| Tur | Madhya Pradesh | Indore | Tur Mah. Origin | Closed | Closed | 6900 | Closed |
| Tur | Maharashtra | Jalna | Tur BDM | 6650 | 6700 | 6800 | 5200 |
| Tur | Maharashtra | Hinganghat | Tur | 7105 | Closed | 7300 | Closed |
| Tur | Maharashtra | Solapur | Tur | 6950 | 6950 | 7050 | 5450 |
| Tur | Madhya Pradesh | Katni | Tur | Closed | Closed | 6500 | 4850 |
| Tur | Madhya Pradesh | Bhind | Tur | 5000 | 4900 | 5100 | 4800 |

| Pulse s | State | Market | Pulses Variety/Origin (Rs in Qtl) | 6-May- 21 | 29- Apr-21 | 6-Apr- 21 | 6-May- 20 |
|------------|----------------|------------|-----------------------------------|--------------|---------------|--------------|--------------|
| Tur | Madhya Pradesh | Dabra | Tur | Closed | Closed | NA | NA |
| Tur | Chhattisgarh | Raipur | Tur | Closed | Closed | 7350 | Closed |
| Tur | Telangana | Warangal | Tur Desi | NA | NA | NA | NA |
| Tur | Andhra Pradesh | Dhone | Tur Desi | NA | NA | NA | NA |
| Tur | Madhya Pradesh | Morena | Tur Desi | Closed | Closed | NA | 3600 |
| Tur | Madhya Pradesh | Pipariya | Tur Desi | Closed | Closed | 7250 | 5500 |
| Tur | Karnataka | Gulbarga | Tur Red FAQ | Closed | Closed | 6950 | 5300 |
| Tur | Uttar Pradesh | Hathras | Tur Red Desi | NA | NA | NA | Closed |
| Tur | Maharashtra | Jalna | Tur Red (Variety-Maruti) | NA | NA | 6500 | 5200 |
| Tur | Karnataka | Sedam | Tur Red | NA | NA | NA | NA |
| Tur | Karnataka | Yadgir | Tur Red | NA | NA | 7000 | 5390 |
| Tur | Maharashtra | Latur | Tur Red | 6500 | 6700 | 6900 | 5100 |
| Tur | Maharashtra | Udgir | Tur Red | Closed | Closed | 7200 | Closed |
| Tur | Maharashtra | Akola | Tur Red | 7025 | 7100 | 7300 | Closed |
| Tur | Maharashtra | Amaravati | Tur Red | 6800 | 6700 | 7000 | 5350 |
| Tur | Maharashtra | Ahmednagar | Tur Red | 6500 | Closed | 6700 | 5100 |
| Tur | Maharashtra | Barshi | Tur Red | 6700 | Closed | 6400 | 4800 |
| Tur | Gujarat | Dahod | Tur Red | Closed | Closed | 6000 | 4700 |
| Tur | Karnataka | Yadgir | Tur White | NA | NA | 6950 | 5300 |
| Tur | Gujarat | Dahod | Tur White | Closed | Closed | 6200 | 5000 |
| Tur | Maharashtra | Ahmednagar | Tur White | 6600 | Closed | 6800 | 5200 |
| Tur | Maharashtra | Barshi | Tur White | 6800 | Closed | 6700 | 5000 |
| Tur | Maharashtra | Jalgoan | Tur White Desi | 6150 | 6250 | 6450 | Closed |
| Tur | Maharashtra | Ahmednagar | Tur Black | 6400 | Closed | 6600 | 5000 |
| Tur | Maharashtra | Jalna | Tur Black | NA | NA | 6000 | NA |

| Pulse s | State | Market | Pulses Variety/Origin (Rs in Qtl) | 6-May- 21 | 29- Apr-21 | 6-Apr- 21 | 6-May- 20 |
|------------|----------------|------------|-----------------------------------|--------------|---------------|--------------|--------------|
| Tur | Maharashtra | Barshi | Tur Black | 6300 | Closed | 6000 | 4700 |
| Tur | Maharashtra | Latur | Tur White | NA | NA | NA | NA |
| Tur | Maharashtra | Jalna | Tur White | 6500 | 6500 | 6700 | 5100 |
| Tur | Andhra Pradesh | Vijaywada | Tur Lemon | Closed | 6500 | 6500 | Closed |
| Tur | Tamil Nadu | Chennai | Tur Lemon | 6450 | 6200 | Closed | 4900 |
| Tur | West Bengal | Kolkatta | Tur Lemon (Burma) | NA | NA | NA | NA |
| Tur | Delhi | Delhi | Tur Lemon (Burma) | 6900 | 6950 | 6850 | 5400 |
| Tur | Maharashtra | Mumbai | Tur Lemon (Burma) | 6550 | 6500 | 6600 | NA |
| Tur | Jharkhand | Jamshedpur | Tur Dall | NR | NR | NR | Closed |
| Tur | Maharashtra | Jalgaon | Tur Dall | 9600 | 9700 | 9800 | Closed |
| Tur | Madhya Pradesh | Bhind | Tur Dall | 10500 | 10500 | 11000 | 10100 |
| Tur | Madhya Pradesh | Pipariya | Tur Dall (Non-Sortex) | Closed | Closed | 10000 | 9300 |
| Tur | Maharashtra | Akola | Tur Dall Sava no. | 7300 | 9500 | 9400 | Closed |
| Tur | Maharashtra | Barshi | Tur Dall Sava no. | 8700 | Closed | 9100 | 7400 |
| Tur | Karnataka | Gulbarga | Tur Sava No. Dall | Closed | Closed | 8700 | NA |
| Tur | Maharashtra | Akola | Tur Dall Phatka | 9900 | 10200 | 10200 | Closed |
| Tur | Maharashtra | Barshi | Tur Dall Phatka | 10000 | Closed | 10200 | 8100 |
| Tur | Maharashtra | Latur | Tur Dall Phatka | 9800 | 10000 | 10200 | 8200 |
| Tur | Madhya Pradesh | Indore | Tur Dall Phatka (General) | Closed | Closed | 10400 | Closed |
| Tur | Karnataka | Gulbarga | Tur Dall Pathka (Sortex) | Closed | Closed | 10900 | NA |
| Tur | Karnataka | Gulbarga | Tur Dall Phatka (Non Sortex) | Closed | Closed | 10300 | NA |
| Tur | Maharashtra | Latur | Tur Sava Dall | 8800 | 9000 | 9000 | 7800 |
| Urad | Maharashtra | Mumbai | Urad FAQ (Burma) in \$/t | 740 | 760 | 750 | NA |
| Urad | Tamil Nadu | Chennai | Urad FAQ (Burma) in \$/t | NA | NA | Closed | NA |
| Urad | Tamil Nadu | Chennai | Urad SQ (Burma) in \$/t | NA | NA | Closed | NA |
| Urad | Maharashtra | Mumbai | Urad SQ (Burma) in \$/t | 840 | 885 | 885 | NA |

| Pulse s | State | Market | Pulses Variety/Origin (Rs in Qtl) | 6-May- 21 | 29- Apr-21 | 6-Apr- 21 | 6-May- 20 |
|------------|----------------|-------------|-----------------------------------|--------------|---------------|--------------|--------------|
| Urad | West Bengal | Kolkatta | Urad FAQ (Burma) | 7450 | 7350 | 7350 | 6650 |
| Urad | Maharashtra | Mumbai | Urad FAQ (Burma) | 7350 | 7250 | 7250 | NA |
| Urad | Madhya Pradesh | Indore | Urad (Mah. origin) | Closed | Closed | 7800 | Closed |
| Urad | Madhya Pradesh | Indore | Urad | Closed | Closed | 7800 | Closed |
| Urad | Madhya Pradesh | Harpalpur | Urad | Closed | NA | NA | NA |
| Urad | Madhya Pradesh | Ganjbasoda | Urad | Closed | Closed | 5000 | Closed |
| Urad | Rajasthan | Jaipur | Urad | Closed | Closed | 7700 | Closed |
| Urad | Rajasthan | Kekri | Urad | Closed | Closed | 7000 | NA |
| Urad | Rajasthan | Bundi | Urad | Closed | Closed | 6500 | NA |
| Urad | Maharashtra | Ahmednagar | Urad | 7400 | Closed | 7300 | 7000 |
| Urad | Maharashtra | Barshi | Urad | 7000 | Closed | 7500 | 6500 |
| Urad | Maharashtra | Jalna | Urad | NA | NA | 6500 | NA |
| Urad | Maharashtra | Latur | Urad | NA | NA | NA | NA |
| Urad | Uttar Pradesh | Jhansi | Urad | NA | NA | Closed | Closed |
| Urad | Karnataka | Sedam | Urad | NA | NA | NA | NA |
| Urad | Gujarat | Dahod | Urad | Closed | Closed | 6500 | 6500 |
| Urad | Madhya Pradesh | Ashok Nagar | Urad Desi | Closed | Closed | 6500 | Closed |
| Urad | Madhya Pradesh | Neemuch | Urad Desi | Closed | Closed | 6460 | Closed |
| Urad | Madhya Pradesh | Pipariya | Urad Desi | Closed | Closed | NA | NA |
| Urad | Rajasthan | Ramganj | Urad Desi | Closed | Closed | 6600 | Closed |
| Urad | Rajasthan | Bhilwara | Urad Desi | NA | NA | NA | NA |
| Urad | Maharashtra | Jalgoan | Urad Desi | 7600 | 7700 | 7850 | Closed |
| Urad | Maharashtra | Udgir | Urad Desi | Closed | Closed | 7200 | Closed |
| Urad | Maharashtra | Akola | Urad Desi | 7400 | 7200 | 7500 | Closed |
| Urad | Uttar Pradesh | Kanpur | Urad Desi | 7400 | 7200 | 7300 | 6800 |
| Urad | Telangana | Adilabad | Urad Desi | NA | NA | NA | NA |
| Urad | Telangana | Warangal | Urad Desi | NA | NA | NA | NA |

| Pulses | State | Market | Pulses Variety/Origin (Rs in Qtl) | 6-May-21 | 29-Apr-21 | 6-Apr-21 | 6-May-20 |
|--------|----------------|------------|-----------------------------------|----------|-----------|----------|----------|
| Urad | Delhi | Delhi | Urad Desi | 7500 | 7500 | 7200 | 6500 |
| Urad | Karnataka | Gulbarga | Urad FAQ | Closed | Closed | 7200 | NA |
| Urad | Delhi | Delhi | Urad FAQ | 7650 | 7650 | 7450 | 6900 |
| Urad | Tamil Nadu | Chennai | Urad FAQ (Chota Dana) | 7450 | 7450 | closed | 6900 |
| Urad | Delhi | Delhi | Urad SQ | 8150 | 8150 | 8125 | 7300 |
| Urad | Tamil Nadu | Chennai | Urad SQ | 8100 | 8000 | Closed | 7550 |
| Urad | Andhra Pradesh | Vijaywada | Urad (Polish) | Closed | 7400 | 7600 | Closed |
| Urad | Andhra Pradesh | Guntur | Urad (Polish) | Closed | Closed | 7550 | 7350 |
| Urad | Andhra Pradesh | Guntur | Urad (Unpolish) | Closed | Closed | 7250 | 6900 |
| Urad | Andhra Pradesh | Vijaywada | Urad Sada(Bada) | Closed | 7300 | 7400 | Closed |
| Urad | Andhra Pradesh | Guntur | Urad Gota Branded | Closed | Closed | 10700 | 10400 |
| Urad | Madhya Pradesh | Dabra | Urad Kali | Closed | Closed | NA | NA |
| Urad | Madhya Pradesh | Dabra | Urad Lal | Closed | Closed | NA | NA |
| Urad | Madhya Pradesh | Dabra | Urad Rangoli | Closed | Closed | NA | NA |
| Urad | Madhya Pradesh | Bina | Urad (Black and Brown) | Closed | NA | NA | Closed |
| Urad | Madhya Pradesh | Indore | Urad Dall Mogar (General-Average) | Closed | Closed | 10800 | Closed |
| Urad | Rajasthan | Bikaner | Urad Dall Split (Average) | Closed | Closed | 9600 | Closed |
| Urad | Jharkhand | Jamshedpur | Urad Dall Mogar | NR | NR | NR | Closed |
| Urad | Karnataka | Gulbarga | Urad Dall Mogar (Local branded) | Closed | Closed | 11500 | NA |
| Urad | Andhra Pradesh | Guntur | Urad Dall (Branded) | Closed | Closed | 10700 | 10400 |

| Pulses | State | Market | Pulses Weekly Arrivals | 6-May-21 | 29-Apr-21 | 6-Apr-21 | 6-May-20 |
|--------|----------------|---------|---|----------|-----------|----------|----------|
| Chana | Delhi | Delhi | Chana Both(MP and Raj. Origin) in Motors/trucks | 10 | 10 | 25 | 25 |
| Chana | Rajasthan | Ramganj | Chana (Both Desi and kantewala) in Qtls. | Closed | Closed | 200 | Closed |
| Chana | Madhya Pradesh | Indore | Chana Kantewala/Katawala in Qtls. | Closed | Closed | 1000 | Closed |

| Pulses | State | Market | Pulses Weekly Arrivals | 6-May-21 | 29-Apr-21 | 6-Apr-21 | 6-May-20 |
|--------|----------------|---------------|-----------------------------------|----------|-----------|----------|----------|
| Chana | Madhya Pradesh | Dewas | Chana Kantewala/Katawala in Qtls. | Closed | Closed | 600 | Closed |
| Chana | Madhya Pradesh | Neemuch | Chana Kantewala/Katawala in Qtls. | Closed | Closed | 1000 | Closed |
| Chana | Madhya Pradesh | Rajgarh | Chana Kantewala/Katawala in Qtls. | NR | NR | NR | Closed |
| Chana | Madhya Pradesh | Dabra | Kabuli Chana in Qtls. | Closed | Closed | NA | NA |
| Chana | Madhya Pradesh | Bhind | Chana Desi in Qtls. | 30 | 30 | 30 | 25 |
| Chana | Madhya Pradesh | Bina | Chana Desi in Qtls. | Closed | NA | 1000 | Closed |
| Chana | Madhya Pradesh | Dabra | Chana Desi in Qtls. | Closed | Closed | 400 | 1000 |
| Chana | Madhya Pradesh | Dabra | Chana Dall in Qtls. | Closed | Closed | NA | NA |
| Chana | Madhya Pradesh | Ganjbasoda | Chana Desi in Qtls. | Closed | Closed | 2000 | Closed |
| Chana | Madhya Pradesh | Gwalior | Chana Desi in Qtls. | Closed | Closed | NA | Closed |
| Chana | Madhya Pradesh | Harda | Chana Desi in Qtls. | Closed | Closed | 2500 | Closed |
| Chana | Madhya Pradesh | Morena | Chana Desi in Qtls. | Closed | Closed | NA | NA |
| Chana | Madhya Pradesh | Pipariya | Chana Desi in Qtls. | Closed | Closed | 5000 | NA |
| Chana | Madhya Pradesh | AsokNagar | Chana Desi in Qtls. | Closed | Closed | 1000 | Closed |
| Chana | Madhya Pradesh | Katni | Chana Desi in Qtls. | Closed | Closed | 500 | 15 |
| Chana | Rajasthan | Bundi | Chana Desi in Qtls. | Closed | Closed | 700 | 300 |
| Chana | Rajasthan | Ajmer | Chana Desi in Qtls. | Closed | Closed | 3000 | Closed |
| Chana | Rajasthan | Alwar | Chana Desi in Qtls. | NA | NA | NA | 103 |
| Chana | Rajasthan | Kekri | Chana Desi in Qtls. | Closed | Closed | 1500 | NA |
| Chana | Rajasthan | Sriganganagar | Chana Desi in Qtls. | Closed | Closed | 200 | Closed |
| Chana | Maharashtra | Amaravati | Chana Desi in Qtls. | 2000 | 2500 | 6000 | 2000 |
| Chana | Maharashtra | Barshi | Chana Desi in Qtls. | 5000 | Closed | 5000 | 2000 |

| Pulses | State | Market | Pulses Weekly Arrivals | 6-May-21 | 29-Apr-21 | 6-Apr-21 | 6-May-20 |
|--------|----------------|-----------|-----------------------------|----------|-----------|----------|----------|
| Chana | Maharashtra | Jalgaon | Chana Desi in Qtls. | 100 | 200 | 500 | Closed |
| Chana | Uttar Pradesh | Jhansi | Chana Desi in Qtls. | NA | NA | Closed | Closed |
| Chana | Andhra Pradesh | Vijaywada | Chana Desi in Qtls. | Closed | 200 | 500 | Closed |
| Chana | Maharashtra | Hinganga | Chana Desi in Qtls. | NA | Closed | 8000 | Closed |
| Chana | Madhya Pradesh | Ujjain | Chana in Qtls. | Closed | Closed | 200 | Closed |
| Chana | Maharashtra | Amednagar | Chana in Qtls. | 500 | Closed | 900 | 1500 |
| Chana | Maharashtra | Akola | Chana in Qtls. | 800 | 800 | 1000 | Closed |
| Chana | Maharashtra | Nagpur | Chana in Qtls. | Closed | Closed | NA | NA |
| Chana | Karnataka | Sedam | Chana in Qtls. | NA | NA | NA | NA |
| Chana | Chhattisgarh | Raipur | Chana in Qtls. | Closed | Closed | 500 | Closed |
| Chana | Maharashtra | Jalna | Chana Gauran in Qtls. | 500 | 1000 | 1000 | 400 |
| Chana | Maharashtra | Jalna | Chana Pila in Qtls. | 300 | 500 | 500 | 200 |
| Chana | Maharashtra | Latur | Chana Mixed (Mill) in Qtls. | 10000 | 2000 | 15000 | 25000 |
| Chana | Maharashtra | Nanded | Chana Annagiri in Qtls. | 1000 | Closed | Closed | Closed |
| Chana | Maharashtra | Solapur | Chana Annagiri in Qtls. | 400 | 1400 | 2000 | 400 |
| Chana | Maharashtra | Udgir | Chana Annagiri in Qtls. | Closed | Closed | 3000 | Closed |
| Chana | Karnataka | Gulbarga | Chana Annagiri in Qtls. | Closed | Closed | 800 | 351 |
| Masur | Uttar Pradesh | Jhansi | Masur in Qtls. | NA | NA | Closed | Closed |
| Masur | Bihar | Patna | Masur in Qtls. | NR | NR | NR | NA |
| Masur | Chhattisgarh | Raipur | Masur in Qtls. | Closed | Closed | 500 | Closed |
| Masur | Madhya Pradesh | Gwalior | Masur in Qtls. | Closed | Closed | NA | Closed |
| Masur | Madhya Pradesh | Bina | Masur Kali in Qtls. | Closed | NA | 3000 | Closed |

| Pulses | State | Market | Pulses Weekly Arrivals | 6-May-21 | 29-Apr-21 | 6-Apr-21 | 6-May-20 |
|--------|----------------|---------------|-------------------------------|----------|-----------|----------|----------|
| Masur | Madhya Pradesh | Dabra | Masur Medium in Qtls. | Closed | Closed | NA | NA |
| Masur | Madhya Pradesh | Rajgarh | Masur Medium in Qtls. | NR | NR | NR | Closed |
| Masur | Madhya Pradesh | Indore | Masur Medium (Barik) in Qtls. | Closed | Closed | 500 | Closed |
| Masur | Madhya Pradesh | AsokNagar | Masur Desi in Qtls. | Closed | Closed | 1000 | Closed |
| Masur | Madhya Pradesh | Pipariya | Masur Desi in Qtls. | Closed | Closed | 250 | NA |
| Masur | Madhya Pradesh | GanjBasoda | Masur Desi in Qtls. | Closed | Closed | 6000 | Closed |
| Masur | Madhya Pradesh | Vidisha | Masur Desi in Qtls. | Closed | Closed | 300 | Closed |
| Masur | Madhya Pradesh | Katni | Masur Desi in Qtls. | Closed | Closed | 600 | 1200 |
| Masur | Madhya Pradesh | Neemuch | Masur Desi in Qtls. | Closed | Closed | 150 | Closed |
| Masur | Rajasthan | Bhilwara | Masur Desi in Qtls. | NA | NA | NA | NA |
| Moong | Rajasthan | Ajmer | Moong Desi in Qtls. | Closed | Closed | 800 | Closed |
| Moong | Rajasthan | Merta City | Moong Desi in Qtls. | Closed | Closed | 3000 | 20 |
| Moong | Maharashtra | Udgir | Moong Desi in Qtls. | Closed | Closed | NA | Closed |
| Moong | Madhya Pradesh | Pipariya | Moong Desi in Qtls. | Closed | Closed | 2500 | NA |
| Moong | Uttar Pradesh | Hathras | Moong Desi in Qtls. | NA | NA | NA | Closed |
| Moong | Rajasthan | Sriganganagar | Moong in Qtls. | Closed | Closed | NA | Closed |
| Moong | Rajasthan | Kekri | Moong in Qtls. | Closed | Closed | 800 | NA |
| Moong | Andhra Pradesh | Vijaywada | Moong in Qtls. | Closed | 300 | 900 | Closed |
| Moong | Maharashtra | Akola | Moong in Qtls. | 50 | 50 | 50 | Closed |
| Moong | Maharashtra | Barshi | Moong in Qtls. | 25 | Closed | 25 | 25 |
| Moong | Maharashtra | Latur | Moong in Qtls. | NA | NA | NA | NA |
| Moong | Madhya Pradesh | Harda | Moong in Qtls. | Closed | Closed | 1000 | Closed |

| Pulses | State | Market | Pulses Weekly Arrivals | 6-May-21 | 29-Apr-21 | 6-Apr-21 | 6-May-20 |
|--------|----------------|-----------|--------------------------|----------|-----------|----------|----------|
| Moong | Maharashtra | Jalgaon | Moong Chamki in Qtls. | NA | NA | 50 | Closed |
| Moong | Maharashtra | Jalna | Moong Chamki in Qtls. | NA | NA | 50 | NA |
| Moong | Karnataka | Gulbarga | Moong Chamki in Qtls. | Closed | Closed | 100 | NA |
| Moong | Madhya Pradesh | Indore | Moong Chamki in Qtls. | Closed | Closed | 200 | Closed |
| Moong | Maharashtra | Amednagar | Moong (Polish) in Qtls. | 100 | Closed | 200 | 50 |
| Moong | Karnataka | Yadgir | Moong Polish in Qtls. | NA | NA | 110 | 90 |
| Moong | Maharashtra | Jalna | Moong Gauran in Qtls. | NA | NA | 50 | NA |
| Moong | Karnataka | Sedam | Moong Green in Qtls. | NA | NA | NA | NA |
| Moong | Karnataka | Gulbarga | Moong FAQ in Qtls. | Closed | Closed | 10 | NA |
| Moong | Uttar Pradesh | Kanpur | Moong (UP line) in Qtls. | NA | NA | Closed | NA |
| Moth | Rajasthan | Nokha | Moth in Qtls. | 1000 | Closed | 1500 | 800 |
| Peas | Madhya Pradesh | Dabra | Peas White in Qtls. | Closed | Closed | NA | NA |
| Peas | Madhya Pradesh | Harpalpur | Peas White in Qtls. | Closed | 200 | 500 | NA |
| Peas | Uttar Pradesh | Jhansi | Peas White in Qtls. | NA | NA | Closed | Closed |
| Tur | Karnataka | Sedam | Tur Red in Qtls. | NA | NA | NA | NA |
| Tur | Karnataka | Yadgir | Tur Red in Qtls. | NA | NA | 2250 | 25 |
| Tur | Uttar Pradesh | Hathras | Tur Red in Qtls. | NA | NA | NA | Closed |
| Tur | Maharashtra | Akola | Tur Red in Qtls. | 1000 | 800 | 1200 | Closed |
| Tur | Maharashtra | Amaravati | Tur Red in Qtls. | 3500 | 3000 | 4000 | 1500 |
| Tur | Maharashtra | Latur | Tur Red in Qtls. | 3000 | 3000 | 4000 | 20000 |
| Tur | Maharashtra | Udgir | Tur Red in Qtls. | Closed | Closed | 4000 | Closed |
| Tur | Karnataka | Yadgir | Tur White in Qtls. | NA | NA | 5 | 38 |
| Tur | Maharashtra | Jalgaon | Tur white in Qtls. | 100 | 100 | 200 | Closed |

| Pulses | State | Market | Pulses Weekly Arrivals | 6-May-21 | 29-Apr-21 | 6-Apr-21 | 6-May-20 |
|--------|----------------|------------|-----------------------------------|----------|-----------|----------|----------|
| Tur | Maharashtra | Jalna | Tur White in Qtls. | 200 | 200 | 200 | 300 |
| Tur | Maharashtra | Latur | Tur White in Qtls. | NA | NA | NA | NA |
| Tur | Maharashtra | Jalna | Tur BDM in Qtls. | 100 | 100 | 50 | 100 |
| Tur | Maharashtra | Jalna | Tur Red (Variety-Maruti) in Qtls. | NA | NA | 50 | 100 |
| Tur | Madhya Pradesh | Indore | Tur Mah. Origin in Qtls. | Closed | Closed | 600 | Closed |
| Tur | Madhya Pradesh | Morena | Tur Desi in Qtls. | Closed | Closed | NA | 100 |
| Tur | Madhya Pradesh | Pipariya | Tur Desi in Qtls. | Closed | Closed | 600 | NA |
| Tur | Madhya Pradesh | Katni | Tur Desi in Qtls. | Closed | Closed | 100 | 30 |
| Tur | Madhya Pradesh | Bhind | Tur in Qtls. | 50 | 50 | 50 | 50 |
| Tur | Madhya Pradesh | Dabra | Tur in Qtls. | Closed | Closed | NA | NA |
| Tur | Maharashtra | Amednagar | Tur in Qtls. | 1500 | Closed | 1000 | 300 |
| Tur | Maharashtra | Barshi | Tur in Qtls. | 300 | Closed | 500 | 500 |
| Tur | Maharashtra | Solapur | Tur in Qtls. | 600 | 500 | 4000 | 1000 |
| Tur | Maharashtra | Hinganghat | Tur in Qtls. | 4500 | Closed | 4000 | Closed |
| Tur | Chhattisgarh | Raipur | Tur in Qtls. | Closed | Closed | 500 | Closed |
| Urad | Madhya Pradesh | AsokNagar | Urad Desi in Qtls. | Closed | Closed | 250 | Closed |
| Urad | Madhya Pradesh | Neemuch | Urad Desi in Qtls. | Closed | Closed | 60 | Closed |
| Urad | Maharashtra | Akola | Urad Desi in Qtls. | 50 | 50 | 50 | Closed |
| Urad | Maharashtra | Jalgaon | Urad Desi in Qtls. | NA | NA | 50 | Closed |
| Urad | Maharashtra | Udgir | Urad Desi in Qtls. | Closed | Closed | NA | Closed |
| Urad | Rajasthan | Bhilwara | Urad Desi in Qtls. | NA | NA | NA | NA |
| Urad | Rajasthan | Ramganj | Urad Desi in Qtls. | Closed | Closed | 20 | Closed |
| Urad | Madhya Pradesh | Bina | Urad in Qtls. | Closed | NA | NA | Closed |

| Pulses | State | Market | Pulses Weekly Arrivals | 6-May-21 | 29-Apr-21 | 6-Apr-21 | 6-May-20 |
|--------|----------------|------------|-----------------------------|----------|-----------|----------|----------|
| Urad | Madhya Pradesh | Ganjbasoda | Urad in Qtls. | Closed | Closed | 300 | Closed |
| Urad | Madhya Pradesh | Harpalpur | Urad in Qtls. | Closed | NA | NA | NA |
| Urad | Madhya Pradesh | Pipariya | Urad in Qtls. | Closed | Closed | NA | NA |
| Urad | Rajasthan | Bundi | Urad in Qtls. | Closed | Closed | 50 | NA |
| Urad | Rajasthan | Kekri | Urad in Qtls. | Closed | Closed | 1000 | NA |
| Urad | Maharashtra | Amednagar | Urad in Qtls. | 100 | Closed | 400 | 50 |
| Urad | Maharashtra | Barshi | Urad in Qtls. | 200 | Closed | 300 | 200 |
| Urad | Maharashtra | Jalna | Urad in Qtls. | NA | NA | 50 | NA |
| Urad | Maharashtra | Latur | Urad in Qtls. | NA | NA | NA | NA |
| Urad | Uttar Pradesh | Jhansi | Urad in Qtls. | NA | NA | Closed | Closed |
| Urad | Karnataka | Sedam | Urad in Qtls. | NA | NA | NA | NA |
| Urad | Madhya Pradesh | Dabra | Urad Kali in Qtls. | Closed | Closed | NA | NA |
| Urad | Madhya Pradesh | Dabra | Urad Lal in Qtls. | Closed | Closed | NA | NA |
| Urad | Madhya Pradesh | Dabra | Urad Rangoli in Qtls. | Closed | Closed | NA | NA |
| Urad | Madhya Pradesh | Indore | Urad (Mah. origin) in Qtls. | Closed | Closed | 200 | Closed |
| Urad | Karnataka | Gulbarga | Urad FAQ in Qtls. | Closed | Closed | 50 | NA |
| Urad | Andhra Pradesh | Vijaywada | Urad (Polis) in Qtls. | Closed | 800 | 1500 | Closed |

| Gram Dal Wholesale Prices (Rs./Qtl.) | | | |
|--------------------------------------|----------|-----------|----------|
| Date | 6-May-21 | 29-Apr-21 | 6-Apr-21 |
| Centre | Gram Dal | Gram Dal | Gram Dal |
| NORTH ZONE | | | |
| CHANDIGARH | 5800 | 5800 | 5800 |
| DELHI | 5600 | 5500 | 5500 |
| HISAR | 7500 | 7500 | 7000 |
| KARNAL | 7300 | NR | 6100 |
| PANCHKULA | 6200 | 6200 | 6000 |
| GURGAON | 7200 | 7200 | NR |

| Gram Dal Wholesale Prices (Rs./Qtl.) | | | |
|--------------------------------------|----------|-----------|----------|
| Date | 6-May-21 | 29-Apr-21 | 6-Apr-21 |
| Centre | Gram Dal | Gram Dal | Gram Dal |
| SHIMLA | 7035 | 7035 | 6850 |
| MANDI | 6992 | 6570 | 6570 |
| DHARAMSHALA | 7700 | 7700 | 6700 |
| SOLAN | 7000 | 7000 | 6500 |
| UNA | 7600 | 7600 | 6600 |
| SRINAGAR | NR | 7000 | 7000 |
| JAMMU | 7300 | 6900 | 6500 |
| POONCH | NR | 6800 | 6850 |
| AMRITSAR | NR | NR | NR |
| LUDHIANA | 6600 | 7000 | 6200 |
| BATHINDA | NR | 6800 | 6000 |
| LUCKNOW | NR | 6450 | 6280 |
| KANPUR | 7000 | 7000 | 6500 |
| VARANASI | NR | 6200 | 6200 |
| AGRA | NR | NR | 5900 |
| JHANSI | NR | NR | 6200 |
| MEERUT | NR | NR | 6550 |
| ALLAHABAD | 7200 | NR | 6700 |
| GORAKHPUR | 6000 | 6000 | 5500 |
| DEHRADUN | NR | 6900 | 6900 |
| HALDWANI | NR | 7100 | 7000 |
| RUDRAPUR | NR | 6900 | 6800 |
| HARIDWAR | NR | 7400 | 7400 |
| WEST ZONE | | | |
| RAIPUR | NR | NR | 6500 |
| DURG | NR | 7000 | 7000 |
| AMBIKAPUR | 8400 | 8400 | 8400 |
| BILASPUR | NR | 6600 | 6300 |
| JAGDALPUR | 6800 | 6800 | 6400 |
| PANAJI | 7100 | 7100 | 6700 |
| AHMEDABAD | 6200 | 6200 | 6200 |
| RAJKOT | 6280 | 6280 | 5710 |
| SURAT | 6600 | NR | 6600 |
| BHUJ | 6600 | 6600 | 6100 |
| BHOPAL | 6655 | 6660 | 6647 |

| Gram Dal Wholesale Prices (Rs./Qtl.) | | | |
|--------------------------------------|----------|-----------|----------|
| Date | 6-May-21 | 29-Apr-21 | 6-Apr-21 |
| Centre | Gram Dal | Gram Dal | Gram Dal |
| INDORE | 6710 | 6650 | 6740 |
| GWALIOR | 7200 | 7200 | 6300 |
| JABALPUR | 8500 | 8500 | 8400 |
| REWA | 5500 | 5500 | 5500 |
| SAGAR | NR | 7000 | 7000 |
| JHABUA | 7000 | NR | 7000 |
| HOSHANGABAD | 7000 | 6800 | NR |
| SHAHNOL | 5400 | 5400 | 5300 |
| UJJAIN | 5500 | 5500 | NR |
| MUMBAI | 6400 | 5600 | 6100 |
| NAGPUR | NR | NR | NR |
| PUNE | NR | NR | NR |
| NASHIK | 6000 | 6000 | 6000 |
| JAIPUR | 7200 | 7000 | 6000 |
| JODHPUR | 6050 | NR | NR |
| KOTA | NR | NR | 6000 |
| UDAIPUR | NR | NR | NR |
| EAST ZONE | | | |
| PATNA | 7200 | 6800 | 6300 |
| BHAGALPUR | 7200 | 5900 | 5800 |
| PURNIA | 7200 | 7300 | 5800 |
| DARBHANGA | NR | 7300 | 6200 |
| GAYA | 7000 | 6500 | 6600 |
| MUZZAFARPUR | NR | 7400 | 6200 |
| RANCHI | 7000 | 7000 | 6300 |
| BHUBANESHWAR | 7200 | 7200 | 6500 |
| CUTTACK | NR | NR | 6200 |
| SAMBALPUR | 6800 | 7000 | 6400 |
| ROURKELA | NR | NR | 6300 |
| BERHAMPUR | NR | 7000 | 6100 |
| JEYPORE | 7200 | 7200 | 6000 |
| BALASORE | NR | 7100 | 6200 |
| BARIPADA | 6400 | 6800 | 6400 |
| BALANGIR | NR | NR | NR |
| KOLKATA | 7000 | 7000 | 6500 |

| Gram Dal Wholesale Prices (Rs./Qtl.) | | | |
|--------------------------------------|----------|-----------|----------|
| Date | 6-May-21 | 29-Apr-21 | 6-Apr-21 |
| Centre | Gram Dal | Gram Dal | Gram Dal |
| SILIGURI | 7820 | 7818 | 7828 |
| PURULIA | 6400 | NR | 6340 |
| KHARAGPUR | NR | NR | NR |
| RAMPURHAT | 6288 | NR | 6255 |
| MALDA | 7800 | 7800 | 7800 |
| RAIGANJ | 6600 | 6600 | 6600 |
| NORTH EAST ZONE | | | |
| PORT BLAIR | 8000 | 8000 | 7300 |
| MAYABUNDER | NR | 7800 | NR |
| ITANAGAR | NR | NR | NR |
| GUWAHATI | 7200 | 7200 | 6200 |
| IMPHAL | NR | NR | NR |
| SHILLONG | 7793 | 7793 | 7000 |
| TURA | 7000 | 7000 | 6800 |
| JOWAI | 7800 | 8000 | 7000 |
| AIZAWL | 7000 | NR | NR |
| DIMAPUR | 7700 | 7700 | 6400 |
| GANGTOK | NR | NR | 7000 |
| AGARTALA | 7600 | 7600 | 6400 |
| SOUTH ZONE | | | |
| VIJAYWADA | NR | 6900 | 6500 |
| VISAKHAPATNAM | 6900 | 7000 | 6350 |
| KURNOOL | NR | NR | NR |
| TIRUPATHI | 6900 | 6900 | 6800 |
| BENGALURU | 6400 | 6000 | 6000 |
| DHARWAD | NR | NR | 6300 |
| MANGALORE | NR | NR | NR |
| MYSORE | NR | NR | 7100 |
| T.PURAM | 6900 | 6800 | 6800 |
| ERNAKULAM | 7400 | 7300 | 6700 |
| KOZHICODE | 7300 | 7300 | 6900 |
| THRISSUR | 6500 | 6500 | 6500 |
| PALAKKAD | 7600 | 7400 | 6700 |
| WAYANAD | 7200 | 7200 | 6200 |
| PUDUCHERRY | 6900 | 7500 | NR |

| Gram Dal Wholesale Prices (Rs./Qtl.) | | | |
|--------------------------------------|----------|-----------|----------|
| Date | 6-May-21 | 29-Apr-21 | 6-Apr-21 |
| Centre | Gram Dal | Gram Dal | Gram Dal |
| CHENNAI | 6900 | 7000 | NR |
| DINDIGUL | 6950 | 6950 | 6950 |
| THIRUCHIRAPALLI | 7500 | 7400 | 6600 |
| COIMBATORE | 7200 | 7200 | 6600 |
| TIRUNELVELI | 7000 | 7000 | NR |
| CUDDALORE | 6500 | NR | NR |
| DHARMAPURI | 6800 | 6800 | 6200 |
| VELLORE | 7000 | NR | 6800 |
| RAMANATHAPURAM | NR | 6300 | NR |
| HYDERABAD | NR | NR | NR |
| KARIMNAGAR | 6100 | 6100 | NR |
| WARANGAL | NR | NR | NR |
| ADILABAD | NR | NR | NR |
| SURYAPET | 6500 | 6500 | NR |
| JADCHERLA | 6500 | 6500 | 6700 |

| Tur Arhar Wholesale Prices (Rs./Qtl.) | | | |
|---------------------------------------|----------------|----------------|----------------|
| Date | 6-May-21 | 29-Apr-21 | 6-Apr-21 |
| Centre | Tur/ Arhar Dal | Tur/ Arhar Dal | Tur/ Arhar Dal |
| NORTH ZONE | | | |
| CHANDIGARH | 9700 | 9400 | 9400 |
| DELHI | 8800 | 8700 | 8700 |
| HISAR | 11000 | 11000 | 9200 |
| KARNAL | 9900 | NR | 9500 |
| PANCHKULA | 9200 | 9200 | 9200 |
| GURGAON | 10000 | 10000 | 9000 |
| SHIMLA | 10200 | 10200 | 10200 |
| MANDI | 10350 | 9948 | 9948 |
| DHARAMSHALA | 10700 | 10700 | 10700 |
| SOLAN | 10300 | 10300 | 9800 |
| UNA | 10700 | 10700 | 10500 |
| SRINAGAR | NR | 9000 | 11000 |
| JAMMU | 10600 | 10600 | 10000 |
| POONCH | NR | 10200 | 10200 |
| AMRITSAR | NR | NR | NR |
| LUDHIANA | 9500 | 10000 | 9200 |

| Tur Arhar Wholesale Prices (Rs./Qtl.) | | | |
|---------------------------------------|----------------|----------------|----------------|
| Date | 6-May-21 | 29-Apr-21 | 6-Apr-21 |
| Centre | Tur/ Arhar Dal | Tur/ Arhar Dal | Tur/ Arhar Dal |
| BATHINDA | NR | 10100 | 9700 |
| LUCKNOW | NR | 9800 | 9490 |
| KANPUR | 10500 | 10600 | 10300 |
| VARANASI | NR | 9400 | 9400 |
| AGRA | NR | NR | 9630 |
| JHANSI | NR | NR | 9500 |
| MEERUT | NR | NR | 9870 |
| ALLAHABAD | 10200 | NR | 9700 |
| GORAKHPUR | 9000 | 9000 | 9000 |
| DEHRADUN | NR | 9900 | 9800 |
| HALDWANI | NR | 10000 | 10000 |
| RUDRAPUR | NR | 9900 | 9900 |
| HARIDWAR | NR | 10200 | 10200 |
| WEST ZONE | | | |
| RAIPUR | NR | NR | 9500 |
| DURG | NR | 9500 | 9500 |
| AMBIKAPUR | 9800 | 9800 | 9800 |
| BILASPUR | NR | 8200 | 10000 |
| JAGDALPUR | 7000 | 7000 | 6500 |
| PANAJI | 10000 | 10000 | 9750 |
| AHMEDABAD | 8900 | 8900 | 8900 |
| RAJKOT | 8300 | 8300 | 8300 |
| SURAT | 9500 | 9500 | 9300 |
| BHUJ | 9200 | 9200 | 8700 |
| BHOPAL | 9435 | 9440 | 9422 |
| INDORE | 9350 | 9470 | 9340 |
| GWALIOR | 10600 | 10800 | 10200 |
| JABALPUR | 11400 | 11400 | 11000 |
| REWA | 9200 | 9200 | 9200 |
| SAGAR | NR | NR | 9100 |
| JHABUA | 10000 | NR | 10100 |
| HOSHANGABAD | NR | 10400 | NR |
| SHAHNOL | 9800 | 9400 | 9200 |
| UJJAIN | 9600 | 9600 | NR |
| MUMBAI | 9700 | NR | 9000 |

| Tur Arhar Wholesale Prices (Rs./Qtl.) | | | |
|---------------------------------------|----------------|----------------|----------------|
| Date | 6-May-21 | 29-Apr-21 | 6-Apr-21 |
| Centre | Tur/ Arhar Dal | Tur/ Arhar Dal | Tur/ Arhar Dal |
| NAGPUR | NR | NR | NR |
| PUNE | NR | NR | NR |
| NASHIK | 10500 | 10500 | 9000 |
| JAIPUR | 11000 | 11000 | NR |
| JODHPUR | 9500 | NR | NR |
| KOTA | NR | NR | 9000 |
| UDAIPUR | 9500 | 9500 | 9500 |
| EAST ZONE | | | |
| PATNA | 11000 | 9600 | 9200 |
| BHAGALPUR | 9500 | 9500 | 9500 |
| PURNIA | 10000 | 10000 | 9700 |
| DARBHANGA | NR | 9300 | 8500 |
| GAYA | 9800 | 9500 | 9800 |
| MUZZAFARPUR | NR | 10400 | 9800 |
| RANCHI | 9600 | 9600 | 9300 |
| BHUBANESHWAR | 10000 | 10000 | 9600 |
| CUTTACK | NR | NR | 9600 |
| SAMBALPUR | 10000 | 10000 | 9600 |
| ROURKELA | NR | NR | 9500 |
| BERHAMPUR | NR | 9700 | 9300 |
| JEYPORE | 9800 | 9800 | 9900 |
| BALASORE | NR | 10700 | 10600 |
| BARIPADA | 10000 | 10000 | 9500 |
| BALANGIR | NR | NR | NR |
| KOLKATA | 10000 | 10000 | 9500 |
| SILIGURI | 6640 | 6650 | 6525 |
| PURULIA | 10500 | NR | 8250 |
| KHARAGPUR | NR | NR | NR |
| RAMPURHAT | 9500 | NR | 10070 |
| MALDA | 11500 | 11500 | 11500 |
| RAIGANJ | 9600 | 9600 | 9600 |
| NORTH EAST ZONE | | | |
| PORT BLAIR | 10800 | 10800 | 10200 |
| MAYABUNDER | NR | 10900 | NR |
| ITANAGAR | NR | NR | NR |

| Tur Arhar Wholesale Prices (Rs./Qtl.) | | | |
|---------------------------------------|----------------|----------------|----------------|
| Date | 6-May-21 | 29-Apr-21 | 6-Apr-21 |
| Centre | Tur/ Arhar Dal | Tur/ Arhar Dal | Tur/ Arhar Dal |
| GUWAHATI | 9500 | 10000 | 9500 |
| IMPHAL | NR | NR | NR |
| SHILLONG | 10700 | 10700 | 10700 |
| TURA | 10000 | 10000 | 10000 |
| JOWAI | 10500 | 11500 | 10500 |
| AIZAWL | 10500 | NR | NR |
| DIMAPUR | 9600 | 9600 | 10500 |
| GANGTOK | NR | NR | 10700 |
| AGARTALA | 10500 | 10500 | 9400 |
| SOUTH ZONE | | | |
| VIJAYWADA | NR | 9200 | 9000 |
| VISAKHAPATNAM | 9200 | 9200 | 9000 |
| KURNOOL | NR | NR | NR |
| TIRUPATHI | 9300 | 9300 | 9200 |
| BENGALURU | 9500 | 10300 | 10000 |
| DHARWAD | NR | NR | 9100 |
| MANGALORE | NR | NR | NR |
| MYSORE | NR | NR | 10800 |
| T.PURAM | 10000 | 10000 | 9800 |
| ERNAKULAM | 10400 | 10400 | 10400 |
| KOZHIKODE | 10500 | 10500 | 10000 |
| THRISSUR | 8900 | 8900 | 8900 |
| PALAKKAD | 9800 | 9800 | 9800 |
| WAYANAD | 10000 | 10000 | 9500 |
| PUDUCHERRY | 10800 | 10500 | NR |
| CHENNAI | 9600 | 9600 | NR |
| DINDIGUL | 9900 | 9900 | 9900 |
| THIRUCHIRAPALLI | 10700 | 10700 | 10400 |
| COIMBATORE | 10600 | 10600 | 10400 |
| TIRUNELVELI | 10000 | 10000 | NR |
| CUDDALORE | 10500 | NR | NR |
| DHARMAPURI | 9800 | 9800 | 9500 |
| VELLORE | 10500 | NR | 10000 |
| RAMANATHAPURAM | NR | 10100 | NR |
| HYDERABAD | NR | 10000 | NR |

| Tur Arhar Wholesale Prices (Rs./Qtl.) | | | |
|---------------------------------------|----------------|----------------|----------------|
| Date | 6-May-21 | 29-Apr-21 | 6-Apr-21 |
| Centre | Tur/ Arhar Dal | Tur/ Arhar Dal | Tur/ Arhar Dal |
| KARIMNAGAR | 9300 | 9300 | NR |
| WARANGAL | NR | NR | NR |
| ADILABAD | NR | NR | NR |
| SURYAPET | 10300 | 10400 | NR |
| JADCHERLA | 10000 | NR | 10000 |

| Urad Dal Wholesale Prices (Rs./Qtl.) | | | |
|--------------------------------------|----------|-----------|----------|
| Date | 6-May-21 | 29-Apr-21 | 6-Apr-21 |
| Centre | Urad Dal | Urad Dal | Urad Dal |
| NORTH ZONE | | | |
| CHANDIGARH | 9400 | 9500 | 9500 |
| DELHI | 9500 | 9350 | 9200 |
| HISAR | 10000 | 10000 | 8800 |
| KARNAL | 9900 | NR | 9600 |
| PANCHKULA | 9000 | 9000 | 9000 |
| GURGAON | 9000 | NR | 9000 |
| SHIMLA | 10800 | 10800 | 10800 |
| MANDI | 10050 | 9800 | 9600 |
| DHARAMSHALA | 11700 | 11700 | 10700 |
| SOLAN | 10500 | 10500 | 10200 |
| UNA | 10000 | 10000 | 9700 |
| SRINAGAR | NR | 8000 | 9000 |
| JAMMU | 10400 | 10400 | 10200 |
| POONCH | NR | 10500 | 10500 |
| AMRITSAR | NR | NR | NR |
| LUDHIANA | 9400 | 9600 | 10000 |
| BATHINDA | NR | 10200 | 9600 |
| LUCKNOW | NR | 13340 | 13370 |
| KANPUR | 10300 | 10200 | 9800 |
| VARANASI | NR | 9200 | 9080 |
| AGRA | NR | NR | 9080 |
| JHANSI | NR | NR | 9795 |
| MEERUT | NR | NR | 10050 |
| ALLAHABAD | 14300 | NR | 13200 |
| GORAKHPUR | 9000 | 9000 | 9000 |
| DEHRADUN | NR | 10000 | 9900 |

| Urad Dal Wholesale Prices (Rs./Qtl.) | | | |
|--------------------------------------|----------|-----------|----------|
| Date | 6-May-21 | 29-Apr-21 | 6-Apr-21 |
| Centre | Urad Dal | Urad Dal | Urad Dal |
| HALDWANI | NR | 10100 | 10100 |
| RUDRAPUR | NR | 9800 | 9800 |
| HARIDWAR | NR | 10300 | 10300 |
| WEST ZONE | | | |
| RAIPUR | NR | NR | 8200 |
| DURG | NR | 10000 | 10000 |
| AMBIKAPUR | 9500 | 9500 | 9500 |
| BILASPUR | NR | 8200 | 8500 |
| JAGDALPUR | 8500 | 8500 | 9600 |
| PANAJI | 10400 | 10250 | 10150 |
| AHMEDABAD | 8800 | 8800 | 8800 |
| RAJKOT | 8525 | 8525 | 8525 |
| SURAT | 9800 | 9800 | 7500 |
| BHUJ | 9700 | 9700 | 9500 |
| BHOPAL | 9420 | 9425 | 9405 |
| INDORE | 9420 | 9510 | 9680 |
| GWALIOR | 8500 | 8700 | 8500 |
| JABALPUR | 9800 | 9800 | 9800 |
| REWA | 7200 | 7200 | 7200 |
| SAGAR | NR | 9000 | 9000 |
| JHABUA | 9500 | NR | 9500 |
| HOSHANGABAD | NR | NR | NR |
| SHAHNOL | 8600 | 9200 | 8600 |
| UJJAIN | 9000 | 9000 | NR |
| MUMBAI | 10500 | 10500 | 10300 |
| NAGPUR | NR | NR | NR |
| PUNE | NR | NR | NR |
| NASHIK | 9300 | 9300 | 9200 |
| JAIPUR | 9000 | 9000 | NR |
| JODHPUR | 8700 | NR | NR |
| KOTA | NR | NR | 8000 |
| UDAIPUR | 8500 | 8500 | 8500 |
| EAST ZONE | | | |
| PATNA | 10500 | 9400 | 9900 |
| BHAGALPUR | 9500 | 9100 | 9000 |

| Urad Dal Wholesale Prices (Rs./Qtl.) | | | |
|--------------------------------------|----------|-----------|----------|
| Date | 6-May-21 | 29-Apr-21 | 6-Apr-21 |
| Centre | Urad Dal | Urad Dal | Urad Dal |
| PURNIA | 10500 | 10000 | 10000 |
| DARBHANGA | NR | 10500 | 10200 |
| GAYA | 10000 | 10000 | 10000 |
| MUZZAFARPUR | NR | 10700 | 10500 |
| RANCHI | 9600 | 9600 | 9600 |
| BHUBANESHWAR | 10000 | 10000 | 10000 |
| CUTTACK | NR | NR | 10000 |
| SAMBALPUR | 9700 | 9800 | 9500 |
| ROURKELA | NR | NR | 9700 |
| BERHAMPUR | NR | 10500 | 10500 |
| JEYPORE | 10000 | 10000 | 10000 |
| BALASORE | NR | 9600 | 9450 |
| BARIPADA | 9500 | 9500 | 9900 |
| BALANGIR | NR | NR | NR |
| KOLKATA | 9300 | 9300 | 9000 |
| SILIGURI | 7432 | 7430 | 7450 |
| PURULIA | 11000 | NR | 9700 |
| KHARAGPUR | NR | NR | NR |
| RAMPURHAT | 9800 | NR | 10200 |
| MALDA | 9500 | 9500 | 9500 |
| RAIGANJ | 9600 | 9600 | 9600 |
| NORTH EAST ZONE | | | |
| PORT BLAIR | 11300 | 11300 | 11400 |
| MAYABUNDER | NR | 12900 | NR |
| ITANAGAR | NR | NR | NR |
| GUWAHATI | 9000 | 9000 | 8500 |
| IMPHAL | NR | NR | NR |
| SHILLONG | 10000 | 10000 | 10000 |
| TURA | 10500 | 10500 | 10500 |
| JOWAI | 10400 | 11000 | 10500 |
| AIZAWL | 11000 | NR | NR |
| DIMAPUR | 10400 | 10400 | 10000 |
| GANGTOK | NR | NR | NR |
| AGARTALA | 9700 | 9500 | 9500 |
| SOUTH ZONE | | | |

| Urad Dal Wholesale Prices (Rs./Qtl.) | | | |
|--------------------------------------|----------|-----------|----------|
| Date | 6-May-21 | 29-Apr-21 | 6-Apr-21 |
| Centre | Urad Dal | Urad Dal | Urad Dal |
| VIJAYWADA | NR | 9800 | 9800 |
| VISAKHAPATNAM | 10900 | 10900 | 10500 |
| KURNOOL | NR | NR | NR |
| TIRUPATHI | 10600 | 10600 | 10500 |
| BENGALURU | 11000 | 11000 | 11000 |
| DHARWAD | NR | NR | 11100 |
| MANGALORE | NR | NR | NR |
| MYSORE | NR | NR | 11500 |
| T.PURAM | 11500 | 11500 | 11500 |
| ERNAKULAM | 10600 | 10500 | 10500 |
| KOZHIKODE | 11200 | 11200 | 11000 |
| THRISSUR | 10000 | 10000 | 10000 |
| PALAKKAD | 10400 | 10400 | 9900 |
| WAYANAD | 10800 | 10800 | 10600 |
| PUDUCHERRY | 11400 | 12000 | NR |
| CHENNAI | 11000 | 11000 | NR |
| DINDIGUL | 11900 | 11900 | 11900 |
| THIRUCHIRAPALLI | 11600 | 11800 | 11300 |
| COIMBATORE | 11000 | 11000 | 10800 |
| TIRUNELVELI | 11000 | 11000 | NR |
| CUDDALORE | 11700 | NR | NR |
| DHARMAPURI | 10900 | 10900 | 10500 |
| VELLORE | 11000 | NR | 11000 |
| RAMANATHAPURAM | NR | 11400 | NR |
| HYDERABAD | NR | 11000 | NR |
| KARIMNAGAR | 10300 | 10300 | NR |
| WARANGAL | NR | NR | NR |
| ADILABAD | NR | NR | NR |
| SURYAPET | 10600 | 10600 | NR |
| JADCHERLA | 10500 | 10500 | 10200 |

| Moong Dal Wholesale Prices (Rs./Qtl.) | | | |
|---------------------------------------|-----------|-----------|-----------|
| Date | 6-May-21 | 29-Apr-21 | 6-Apr-21 |
| Centre | Moong Dal | Moong Dal | Moong Dal |
| NORTH ZONE | | | |
| CHANDIGARH | 9750 | 9800 | 9800 |
| DELHI | 9200 | 9100 | 9000 |
| HISAR | 10000 | 10000 | 9500 |
| KARNAL | 7300 | NR | 9450 |
| PANCHKULA | 9000 | 9000 | 10000 |
| GURGAON | 9900 | 9900 | 9100 |
| SHIMLA | 10500 | 10500 | 10500 |
| MANDI | 10504 | 10320 | 10320 |
| DHARAMSHALA | 10700 | 10700 | 10700 |
| SOLAN | 10100 | 10100 | 9800 |
| UNA | 9900 | 9900 | 9600 |
| SRINAGAR | NR | 9000 | 9000 |
| JAMMU | 9600 | 10000 | 9800 |
| POONCH | NR | 7800 | 9700 |
| AMRITSAR | NR | NR | NR |
| LUDHIANA | 8500 | 9000 | 9200 |
| BATHINDA | NR | 9900 | 9600 |
| LUCKNOW | NR | 9780 | NR |
| KANPUR | 8500 | 8600 | 8400 |
| VARANASI | NR | 9200 | 9085 |
| AGRA | NR | NR | 9120 |
| JHANSI | NR | NR | 9200 |
| MEERUT | NR | NR | 9980 |
| ALLAHABAD | 9800 | NR | 9600 |
| GORAKHPUR | 10000 | 10000 | 10000 |
| DEHRADUN | NR | 10100 | 10100 |
| HALDWANI | NR | 10000 | 9800 |
| RUDRAPUR | NR | 9900 | 9900 |
| HARIDWAR | NR | 10500 | 10500 |
| WEST ZONE | | | |
| RAIPUR | NR | NR | 8500 |
| DURG | NR | 10000 | 10000 |
| AMBIKAPUR | 10200 | 10200 | 10200 |
| BILASPUR | NR | 9700 | 9400 |

| Moong Dal Wholesale Prices (Rs./Qtl.) | | | |
|---------------------------------------|-----------|-----------|-----------|
| Date | 6-May-21 | 29-Apr-21 | 6-Apr-21 |
| Centre | Moong Dal | Moong Dal | Moong Dal |
| JAGDALPUR | 9000 | 9000 | NR |
| PANAJI | 9850 | 9850 | 9850 |
| AHMEDABAD | 9200 | 9200 | 9200 |
| RAJKOT | 7850 | 7850 | 7850 |
| SURAT | 8000 | 9600 | 9600 |
| BHUJ | 8700 | 8900 | 8700 |
| BHOPAL | 9400 | 9405 | 9385 |
| INDORE | 9450 | 9530 | 9590 |
| GWALIOR | 9600 | 9800 | 9300 |
| JABALPUR | 8600 | 8600 | 8800 |
| REWA | 7500 | 7500 | 7500 |
| SAGAR | NR | 7400 | 9100 |
| JHABUA | 9500 | NR | 9500 |
| HOSHANGABAD | NR | 8000 | NR |
| SHAHNOL | 9400 | 9200 | 9200 |
| UJJAIN | 9200 | 9200 | NR |
| MUMBAI | 11000 | 11000 | 10500 |
| NAGPUR | NR | NR | NR |
| PUNE | NR | NR | NR |
| NASHIK | 9500 | 9500 | 9000 |
| JAIPUR | 9100 | 9200 | NR |
| JODHPUR | 8300 | NR | NR |
| KOTA | NR | NR | 7800 |
| UDAIPUR | 8500 | 8500 | 8500 |
| EAST ZONE | | | |
| PATNA | 10000 | 9200 | 9500 |
| BHAGALPUR | 9700 | 9700 | 9000 |
| PURNIA | 9800 | 9800 | 9500 |
| DARBHANGA | NR | 9800 | 9600 |
| GAYA | 9700 | 9500 | 9600 |
| MUZZAFARPUR | NR | 10400 | 10000 |
| RANCHI | 9300 | 9300 | 9300 |
| BHUBANESHWAR | 9800 | 9800 | 9800 |
| CUTTACK | NR | NR | 9500 |
| SAMBALPUR | 9500 | 9500 | 9400 |

| Moong Dal Wholesale Prices (Rs./Qtl.) | | | |
|---------------------------------------|-----------|-----------|-----------|
| Date | 6-May-21 | 29-Apr-21 | 6-Apr-21 |
| Centre | Moong Dal | Moong Dal | Moong Dal |
| ROURKELA | NR | NR | 9300 |
| BERHAMPUR | NR | 10000 | 10000 |
| JEYPORE | 9400 | 9400 | 9400 |
| BALASORE | NR | 10600 | 10600 |
| BARIPADA | 9400 | 9500 | 9300 |
| BALANGIR | NR | NR | NR |
| KOLKATA | 9800 | 9800 | 9300 |
| SILIGURI | 8350 | 8350 | 8500 |
| PURULIA | 9500 | NR | 10100 |
| KHARAGPUR | NR | NR | NR |
| RAMPURHAT | 10490 | NR | 10490 |
| MALDA | 10500 | 10500 | 10500 |
| RAIGANJ | 10000 | 10000 | 10000 |
| NORTH EAST ZONE | | | |
| PORT BLAIR | 10600 | 10600 | 10200 |
| MAYABUNDER | NR | 11600 | NR |
| ITANAGAR | NR | NR | NR |
| GUWAHATI | 10000 | 10000 | 9500 |
| IMPHAL | NR | NR | NR |
| SHILLONG | 9900 | 9900 | 9900 |
| TURA | 10800 | 10800 | 9600 |
| JOWAI | 10500 | 11600 | 10600 |
| AIZAWL | 11000 | NR | NR |
| DIMAPUR | 9800 | 9800 | 9800 |
| GANGTOK | NR | NR | 10200 |
| AGARTALA | 9700 | 9300 | 9100 |
| SOUTH ZONE | | | |
| VIJAYWADA | NR | 9900 | 9900 |
| VISAKHAPATNAM | 9600 | 9600 | 9600 |
| KURNOOL | NR | NR | NR |
| TIRUPATHI | 9800 | 9800 | 11000 |
| BENGALURU | 9800 | 10000 | 9800 |
| DHARWAD | NR | NR | 9600 |
| MANGALORE | NR | NR | NR |
| MYSORE | NR | NR | 10800 |

| Moong Dal Wholesale Prices (Rs./Qtl.) | | | |
|---------------------------------------|-----------|-----------|-----------|
| Date | 6-May-21 | 29-Apr-21 | 6-Apr-21 |
| Centre | Moong Dal | Moong Dal | Moong Dal |
| T.PURAM | 10400 | 10000 | 10000 |
| ERNAKULAM | 10000 | 10300 | 10300 |
| KOZHIKODE | 10500 | 10500 | 10200 |
| THRISSUR | 9700 | 9700 | 9700 |
| PALAKKAD | 10200 | 10200 | 10800 |
| WAYANAD | 10100 | 10100 | 9500 |
| PUDUCHERRY | 10200 | 10500 | NR |
| CHENNAI | 9800 | 9800 | NR |
| DINDIGUL | 9950 | 9950 | 9950 |
| THIRUCHIRAPALLI | 10000 | 10000 | 10100 |
| COIMBATORE | 10400 | 10400 | 10400 |
| TIRUNELVELI | 10500 | 10500 | NR |
| CUDDALORE | 10500 | NR | NR |
| DHARMAPURI | 9700 | 9700 | 9700 |
| VELLORE | 9800 | NR | 10000 |
| RAMANATHAPURAM | NR | 9900 | NR |
| HYDERABAD | NR | 10000 | NR |
| KARIMNAGAR | 9200 | 9200 | NR |
| WARANGAL | NR | NR | NR |
| ADILABAD | NR | NR | NR |
| SURYAPET | 10400 | 10300 | NR |
| JADCHERLA | 10300 | 10000 | 10000 |

| Masoor Dal Wholesale Prices (Rs./Qtl.) | | | |
|--|------------|------------|------------|
| Date | 6-May-21 | 29-Apr-21 | 6-Apr-21 |
| Centre | Masoor Dal | Masoor Dal | Masoor Dal |
| NORTH ZONE | | | |
| CHANDIGARH | 7900 | 7900 | 7900 |
| DELHI | 6800 | 6800 | 6850 |
| HISAR | 9000 | 9000 | 7100 |
| KARNAL | 8400 | NR | 7080 |
| PANCHKULA | 7500 | 7500 | 8000 |
| GURGAON | 7800 | 7800 | 6200 |
| SHIMLA | 7800 | 7800 | 7000 |
| MANDI | 7547 | 7390 | 7390 |
| DHARAMSHALA | 8700 | 8700 | 7100 |

| Masoor Dal Wholesale Prices (Rs./Qtl.) | | | |
|--|------------|------------|------------|
| Date | 6-May-21 | 29-Apr-21 | 6-Apr-21 |
| Centre | Masoor Dal | Masoor Dal | Masoor Dal |
| SOLAN | 7200 | 7200 | 6700 |
| UNA | 8600 | 8600 | 7350 |
| SRINAGAR | NR | 7000 | 7000 |
| JAMMU | 8300 | 8300 | 7600 |
| POONCH | NR | 7600 | 7600 |
| AMRITSAR | NR | NR | NR |
| LUDHIANA | 8000 | 8200 | 7100 |
| BATHINDA | NR | 7900 | 6900 |
| LUCKNOW | NR | 7860 | 6560 |
| KANPUR | 7000 | 7100 | 6500 |
| VARANASI | NR | 7800 | 8100 |
| AGRA | NR | NR | 6350 |
| JHANSI | NR | NR | 6450 |
| MEERUT | NR | NR | 7250 |
| ALLAHABAD | 6800 | NR | 6800 |
| GORAKHPUR | 7000 | 7000 | 6000 |
| DEHRADUN | NR | 7800 | 7800 |
| HALDWANI | NR | 7600 | 7600 |
| RUDRAPUR | NR | 7200 | 7200 |
| HARIDWAR | NR | 7900 | 7900 |
| WEST ZONE | | | |
| RAIPUR | NR | NR | 8200 |
| DURG | NR | 7500 | 7500 |
| AMBIKAPUR | 6500 | 6500 | 6500 |
| BILASPUR | NR | 7600 | 6400 |
| JAGDALPUR | 7500 | 7500 | 6900 |
| PANAJI | 8000 | 7900 | 7300 |
| AHMEDABAD | 6900 | 6900 | 6900 |
| RAJKOT | 6380 | 6380 | 6380 |
| SURAT | 7500 | 7500 | 7500 |
| BHUJ | 8000 | 8000 | 7000 |
| BHOPAL | 6860 | 6865 | 6843 |
| INDORE | 6720 | 6750 | 6870 |
| GWALIOR | 7200 | 7000 | 6300 |
| JABALPUR | 8500 | 8500 | 8100 |

| Masoor Dal Wholesale Prices (Rs./Qtl.) | | | |
|--|------------|------------|------------|
| Date | 6-May-21 | 29-Apr-21 | 6-Apr-21 |
| Centre | Masoor Dal | Masoor Dal | Masoor Dal |
| REWA | 6000 | 6000 | 6000 |
| SAGAR | NR | 6050 | 6070 |
| JHABUA | 7000 | NR | 7000 |
| HOSHANGABAD | NR | NR | NR |
| SHAHNOL | 7000 | 7000 | 7000 |
| UJJAIN | 6700 | 6700 | NR |
| MUMBAI | 7200 | 7200 | 6600 |
| NAGPUR | NR | NR | NR |
| PUNE | NR | NR | NR |
| NASHIK | 6900 | 6900 | 6700 |
| JAIPUR | 7800 | 7000 | NR |
| JODHPUR | 6550 | NR | NR |
| KOTA | NR | NR | 6000 |
| UDAIPUR | 7500 | 7500 | 7500 |
| EAST ZONE | | | |
| PATNA | 7500 | 7300 | 6800 |
| BHAGALPUR | 7000 | 6800 | 6800 |
| PURNIA | 8000 | 7800 | 7200 |
| DARBHANGA | NR | 7800 | 6500 |
| GAYA | 7500 | 7500 | 6400 |
| MUZZAFARPUR | NR | 8000 | 6700 |
| RANCHI | 7500 | 7500 | 6600 |
| BHUBANESHWAR | 7800 | 7800 | 7000 |
| CUTTACK | NR | NR | 6200 |
| SAMBALPUR | 7700 | 7600 | 6700 |
| ROURKELA | NR | NR | 6700 |
| BERHAMPUR | NR | NR | 7400 |
| JEYPORE | 7500 | 7500 | 6300 |
| BALASORE | NR | 7950 | 7500 |
| BARIPADA | 7700 | 7500 | 6900 |
| BALANGIR | NR | NR | NR |
| KOLKATA | 7600 | 7600 | 6800 |
| SILIGURI | 6460 | 6465 | 6475 |
| PURULIA | 6500 | NR | 6900 |
| KHARAGPUR | NR | NR | NR |

| Masoor Dal Wholesale Prices (Rs./Qtl.) | | | |
|--|------------|------------|------------|
| Date | 6-May-21 | 29-Apr-21 | 6-Apr-21 |
| Centre | Masoor Dal | Masoor Dal | Masoor Dal |
| RAMPURHAT | 7140 | NR | 7140 |
| MALDA | 11000 | 11000 | 11000 |
| RAIGANJ | 8800 | 8800 | 8800 |
| NORTH EAST ZONE | | | |
| PORT BLAIR | 9100 | 9000 | 8200 |
| MAYABUNDER | NR | 8600 | NR |
| ITANAGAR | NR | NR | NR |
| GUWAHATI | 8400 | 8300 | 7100 |
| IMPHAL | NR | NR | NR |
| SHILLONG | 8800 | 8800 | 8800 |
| TURA | 8550 | 8550 | 7600 |
| JOWAI | 8800 | 9500 | 7500 |
| AIZAWL | 7200 | NR | NR |
| DIMAPUR | 8400 | 8400 | 7000 |
| GANGTOK | NR | NR | 7700 |
| AGARTALA | 9100 | 9300 | 8400 |
| SOUTH ZONE | | | |
| VIJAYWADA | NR | 7500 | 7500 |
| VISAKHAPATNAM | 6700 | 6700 | 6700 |
| KURNOOL | NR | NR | NR |
| TIRUPATHI | 8000 | 8000 | 9600 |
| BENGALURU | 6800 | 8000 | 6700 |
| DHARWAD | NR | NR | 6900 |
| MANGALORE | NR | NR | NR |
| MYSORE | NR | NR | 7200 |
| T.PURAM | 7800 | 7200 | 7200 |
| ERNAKULAM | 8200 | 8200 | 7500 |
| KOZHIKODE | 8000 | 7100 | 7100 |
| THRISSUR | 7200 | 7200 | 7200 |
| PALAKKAD | 8300 | NR | 7600 |
| WAYANAD | 8300 | 8300 | 8300 |
| PUDUCHERRY | 7800 | 8500 | NR |
| CHENNAI | 8000 | 7600 | NR |
| DINDIGUL | 7050 | 7050 | 7050 |
| THIRUCHIRAPALLI | 8200 | 8000 | 6800 |

| Masoor Dal Wholesale Prices (Rs./Qtl.) | | | |
|--|------------|------------|------------|
| Date | 6-May-21 | 29-Apr-21 | 6-Apr-21 |
| Centre | Masoor Dal | Masoor Dal | Masoor Dal |
| COIMBATORE | 7000 | 7000 | 7000 |
| TIRUNELVELI | 7000 | 7000 | NR |
| CUDDALORE | 9000 | NR | NR |
| DHARMAPURI | 7300 | 7300 | 7300 |
| VELLORE | 7500 | NR | 7000 |
| RAMANATHAPURAM | NR | NR | NR |
| HYDERABAD | NR | 7600 | NR |
| KARIMNAGAR | 6800 | 6800 | NR |
| WARANGAL | NR | NR | NR |
| ADILABAD | NR | NR | NR |
| SURYAPET | 7300 | 7300 | NR |
| JADCHERLA | 6500 | 6500 | 6500 |

Disclaimer

The information and opinions contained in the document have been compiled from sources believed to be reliable. The company does not warrant its accuracy, completeness and correctness. Use of data and information contained in this report is at your own risk. This document is not, and should not be construed as, an offer to sell or solicitation to buy any commodities. This document may not be reproduced, distributed or published, in whole or in part, by any recipient hereof for any purpose without prior permission from the Company. IASL and its affiliates and/or their officers, directors and employees may have positions in any commodities mentioned in this document (or in any related investment) and may from time to time add to or dispose of any such commodities (or investment). Please see the detailed disclaimer at <http://www.agriwatch.com/Disclaimer.php> © 2021 Indian Agribusiness Systems Ltd.