

**Content:****Highlights*****Domestic & International Market Updates******Pulses-Wise Scenario***

- 1. Chana (Chickpeas / Bengal Gram)**
- 2. Chana Technical Call (Weekly)**
- 3. Matar (Peas)**
- 4. Masoor (Lentils)**
- 5. Tur (Pigeon Peas / Red Gram)**
- 6. Urad (Black Matpe /Black Gram)**
- 7. Moong (Green Gram)**

**Appendix**

- ✓ *Weekly Planting progress*
- ✓ *Pulses MSP*

***Commodity-wise Domestic, International Prices and Arrivals at Different Centers***

**Weekly Highlights-Domestic Market:***Pulses Sector-Highlights*

**Import policy for Tur /Pigeon Peas; Moong and Urad is revised from “Restricted” to “Free” with immediate effect and for the period up to 31st October 2021.** Further, import consignments of these items with Bill of Lading issued on or before 31st October 2021 shall not be allowed by Customs beyond 30th November 2021. It's a good move at the right time to cool down spiralling prices. It would pressurize the pulses market. Stockists may start releasing stocks before time. The circular regarding this was issued on 15th May, 2021. With this current move, quotes in Myanmar and South African markets moved up by \$80 to 90 per MT in one day. The cash market is bound to go down in the coming weeks.

**Against the normal market expectation the govt. has revised the urad import policy and placed it from restricted to free category.** This means there will be no quantity restriction on import now and anybody can import Urad till 30th Nov-2021, with a condition that the bill of lading should be issued on 31st Oct-2021 or before this. This move would pressurize the Urad cash market and it may decrease by Rs 500 to 800 per QTL. soon. Its impact was seen in Myanmar, where quotes moved up by \$75 to \$825 for FAQ and SQ by \$80 to \$ 925/30 per MT. Even at this price, there is parity. Now The DGFT will refund application amounts to all applicants of Tur, Urad & Moong Quota.

**The immediate impact of this move on the cash Tur markets sentiment is visible** clearly now. Buyers are out of the market while the sellers/stockists are making up their minds to release stocks. The prices of tur may decrease by Rs 300 to 400 in the coming weeks. There is gossip in the market that some big companies have around 1.25 to 1.5 lakh MT tur stocks in Myanmar and they will try to offload it as soon as possible. It may pressurize the domestic cash market further. The quotes in Myanmar and Sudan have already gone up by \$60-70 to \$830-835 in one day. It may move further up as there is parity. Apart from this, arrival from the new crop in Uttar Pradesh would increase as and when the lockdown is relaxed.

**Moong market may see much pressure as the arrivals from the summer crop** would increase amid the higher flow of imports. It may decrease to below MSP in the coming weeks. Myanmar is quoting \$975 for Annaseva, up by \$25. As there is parity at this price, import volume may increase too. Farmers in Myanmar and India may increase the area in the Kharif season. The major domestic markets remain closed due to the lockdown. As there is a good forecast for the monsoon rains, Agriwatch expects bumper production this year. Moong in other markets is ruling at Rs 6000-7000 per qtl. The harvesting of the summer moong is on.

**As there is no change in the import policy of Bengal gram, the cash market may** stay steady. If prices of other pulses come down (likely), it too would not move up beyond a certain level. In the Delhi market, Chana is being traded at Rs 5500-5550, which may decrease by Rs100-200. The demand for pulses remains weak. There is no parity for chana import from Russia and Australia at 44 and 66 % applicable duty (plus cess). The Russian and Australian Chana is being offered at \$650 and % \$560 per MT. The overall tone remains weak.

**Surprisingly, there is no change in Masur import duty structure despite prices continue** to move up. The market participants were expecting a reduction in import duty. Right now, the arrival is low due to the lockdown. It is expected to increase as and when the lockdown is relaxed. There is a gossip in the market that some big companies have purchased Masur in Canada. The quantity in question is said to be around 1 lakh MT. If the duty is reduced,

it will come to India, but not before June end. Quotes in Canada is higher at \$680-690, with 30 % duty, it comes to Rs 6300-6400 at Indian ports. If the lockdown is relaxed, the arrival may increase. However, any major decline is unlikely until and unless duty is reduced. Some downward momentum might be seen as the pressure on prices is building up on other pulses.

**Global Market:**

**The seeded area under dry peas is expected to be slightly higher at 1750 thousand ha in 2021-20** against 1722 thousand ha last year in Canada. However, yield may decline from 2.73 to 2.57 t/ha this year due to average yield expectation owing to the expected un conducive weather conditions. So, the production is forecast to decrease from 4594 to 4400 thousand tonnes this year. Total supply and the export figure too may decrease from 4927 to 4790 and 3800 to 3700 thousand tonnes respectively. However domestic use may increase from 827 to 840 thousand tonnes this year. The carryout to decrease from 300 to 250 thousand tonnes. Under the prevailing market conditions average year price may hinge in the range of \$330 per metric tonne against \$340 last year. The demand is weak right now.

**Lentils production in Canada is expected to decrease from 28.68 in 2020-21 to 2.7 MMT in 2021-22** due to slightly lower area & yield. Export too are expected to decrease by 2 lakh MT to 25 lakh MT in 2021-22. Total supply is expected to decrease from 31.82 to 29.25 lakh MT due to likely lower production in 2021-22. Against it domestic usage. However, domestic use would decrease from 3.27 to 2.75 lakh MT in 2021-22. So carryout stock would stay at same as last year at 1.5 MT. Average yearly price is expected to be in the range of \$ 585 per MT. For 2002-21 it is \$ 600 per MT.

**The seeded area under Chickpeas is expected to be slightly lower at 100 thousand ha this year in Canada** against 121 thousand ha last year. the yield too may decline from 1.79 to 1.75 t/ha this year. The production of Chickpeas may decrease from 214 to 170 thousand tonne in 2021-22. However, total supply and export may increase slightly from 507 to 520 and 115 to 125 thousand tonnes respectively this year due to low domestic use. The carryout would increase slightly from 305 to 310 thousand tonnes this year. the yearly average price is expected to rule at \$545 per tonne against \$610 last year.

**US chickpea production is estimated by USDA to fall below 0.3 Mt, down over 50% from 2018-19**, largely due to lower area. For 2020-21, the area seeded is forecast to fall from 2019-20 because of expectations for lower returns relative to other pulse crops. As a result, production is expected to decrease sharply to 200 kt. Supply is expected to decrease only marginally from last year as the lower production is partly offset by large carry-in stocks. Exports are forecast to be higher than the previous year and carry-out stocks are expected to fall but remain burdensome.

**Chickpeas production in Australia is expected to increase from 2.81 to 7.55 lakh Mt in 2020-21.** Even field peas production would increase from 2.19 to 2.94 lakh MT in 2020-21. Even lentils production may increase from 5.34 to 6.34 lakh Mt in 2020-21.

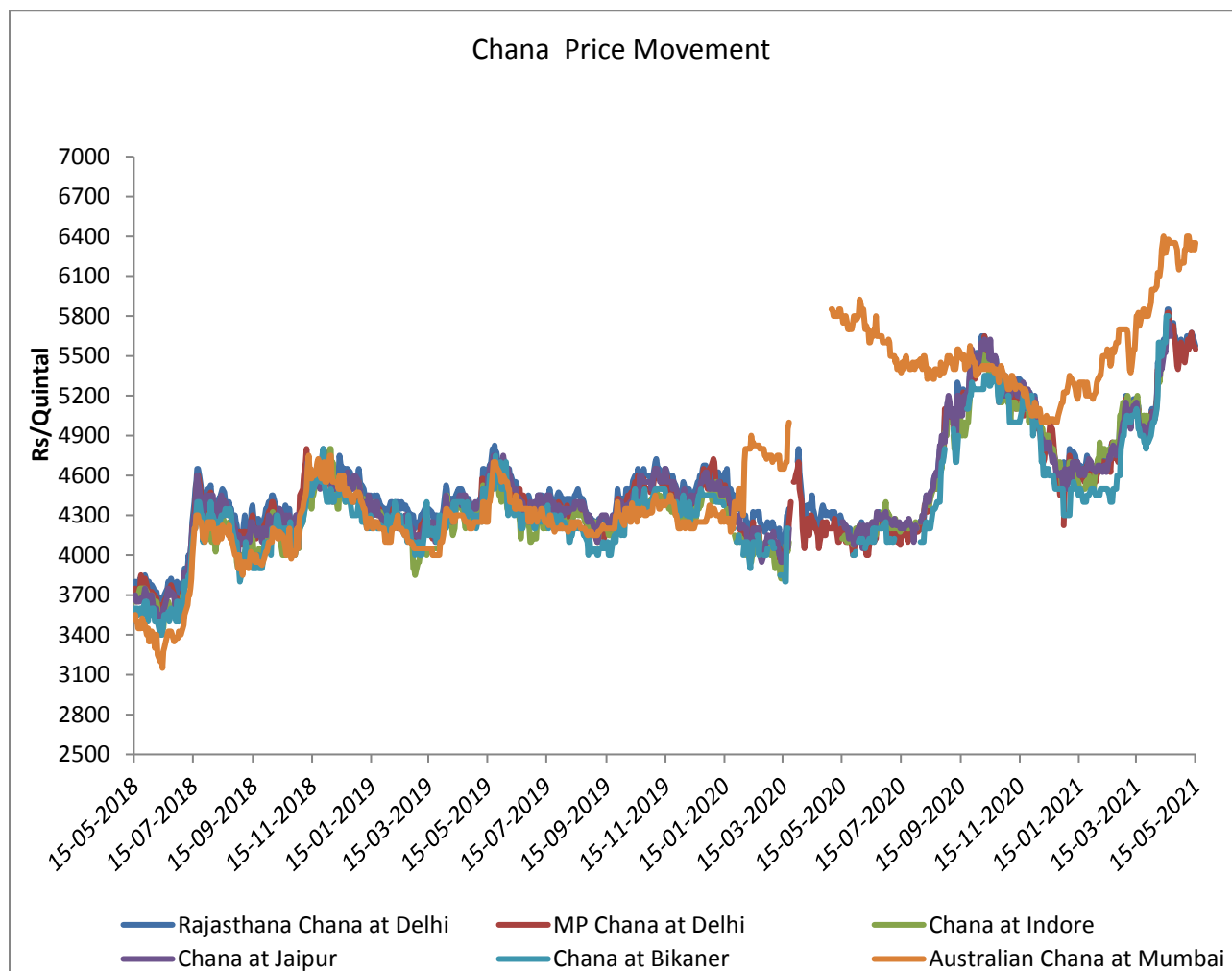
**Lentils production in US for 2020 has been pegged at 336,201 MT based on 514,000 acres.** Lentil production is up by 40% from last year with a USDA production estimate of 7.41 million cwt. Planted acreage was up 9% from 2019 with 528,000 acres in 2020, and harvested acreage was up even more, 21% at 514,000 acres. Weekly Outlook: - Pulses are likely to trade mixed.

## Pulses-Wise Scenario:

### Chana

#### Current Scenario:

Chana cash market traded down due to complete lockdown during the week under review after a slight recovery seen in the futures and cash markets. As import restriction on pulses like Moong, Tur & Urad has been placed from restricted to free category now. It may pressurize the prices of other pulses including the three despite the low production size. The demand is still weak for besan and daal. Actually, money rotation in the market got disrupted. It has directly affected the price of daal. Right now steady to weak movement might be seen in the chana market. Fundamentals has turned weak now. As soon as the lockdown is relaxed, the movement of goods too would increase with arrivals too. In Delhi market prices increased by 1.17 % to 5617. Following graph illustrates chana price movement in different markets:



**Market Outlook:** Steady to weak movement is expected in cash the chana market this week due to extended phase of the lockdown and the week demand. Indian importers have imported around 523985 MT chana during April to Feb 2021. Around 8100 Mt has been imported in Feb-2021 including Kabuli chana too.

#### Chana Weekly Technical Analysis:


**Technical Commentary:**

- Decreasing price & OI hint weak sentiments in futures market in the near term.
- RSI is steady in the neutral region, hints indecision momentum.
- Prices closed above 9 and 18 days EMAs.
- Candlestick chart hints bearish sentiment.

**Strategy: Sell On rise**

Supports & Resistances			S1	S2	PCP	R1	R2
Chana	NCDEX	June	5378	5300	5428	5495	5564
Weekly Trade Call*			Call	Entry	T1	T2	SL
Chana	NCDEX	June	Sell on rise	5450	5375	5350	5494

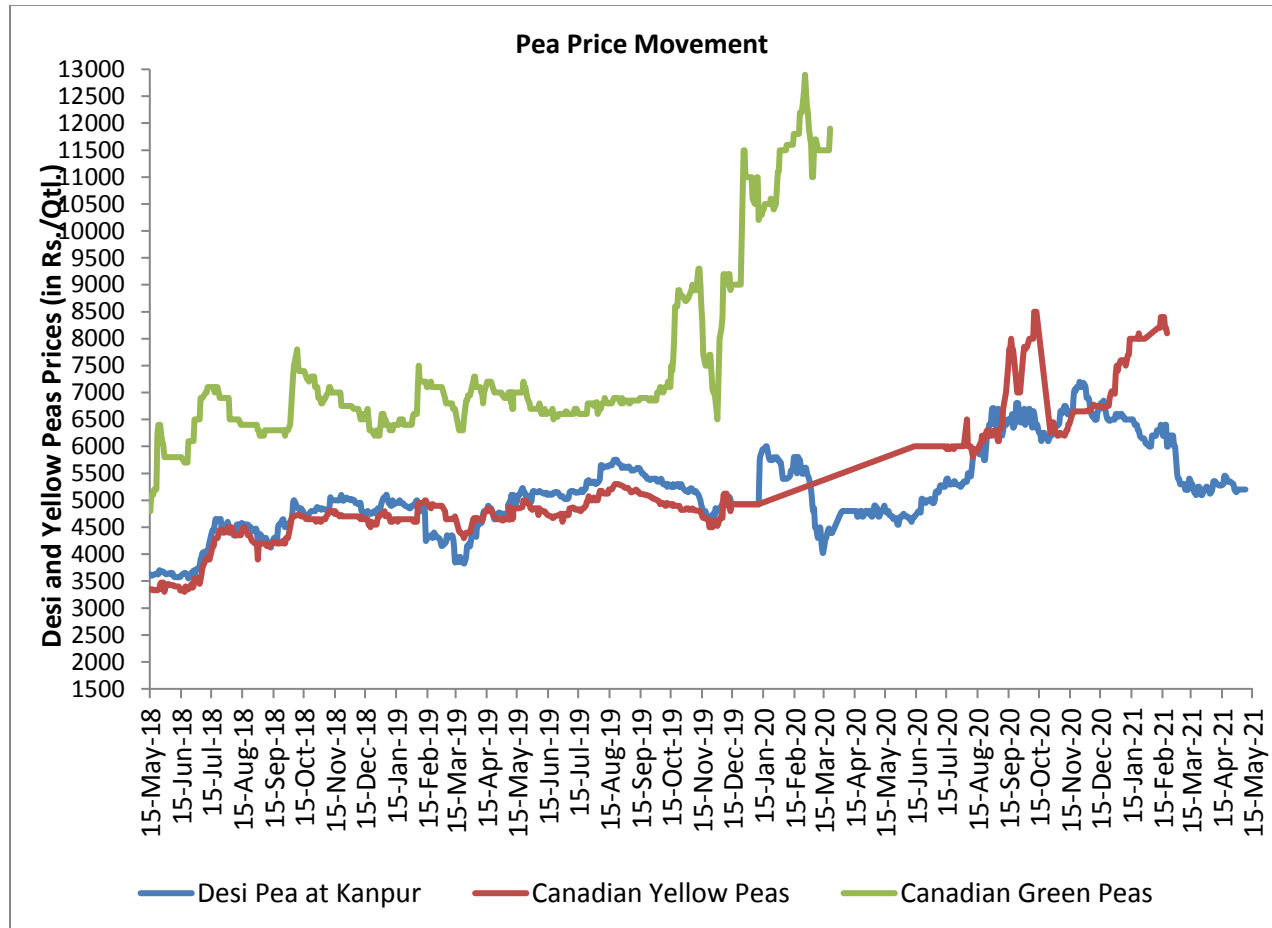
- Do not carry forward stock for next week.

**Peas (Matar):**

Market Recap:

Govt. has not given any import quota for peas as of now. However, if prices of chana moves up beyond a certain level, govt. has option to import peas and ease supply side in the domestic market. Peas prices traded down despite negligible availability of field peas at ports, the prices of yellow and green peas have decreased with poor demand. Import is not taking place. Demand is weak as other pulses are available comparatively at cheaper price. Matar in Kanpur market is being traded at Rs 5200 per qtl. There was no quotes for green peas as availability is negligible. Market is waiting for govt.'s move on peas import quantity for this financial year and revision in the MIP. Right now the pressure on price continues on all pulses.

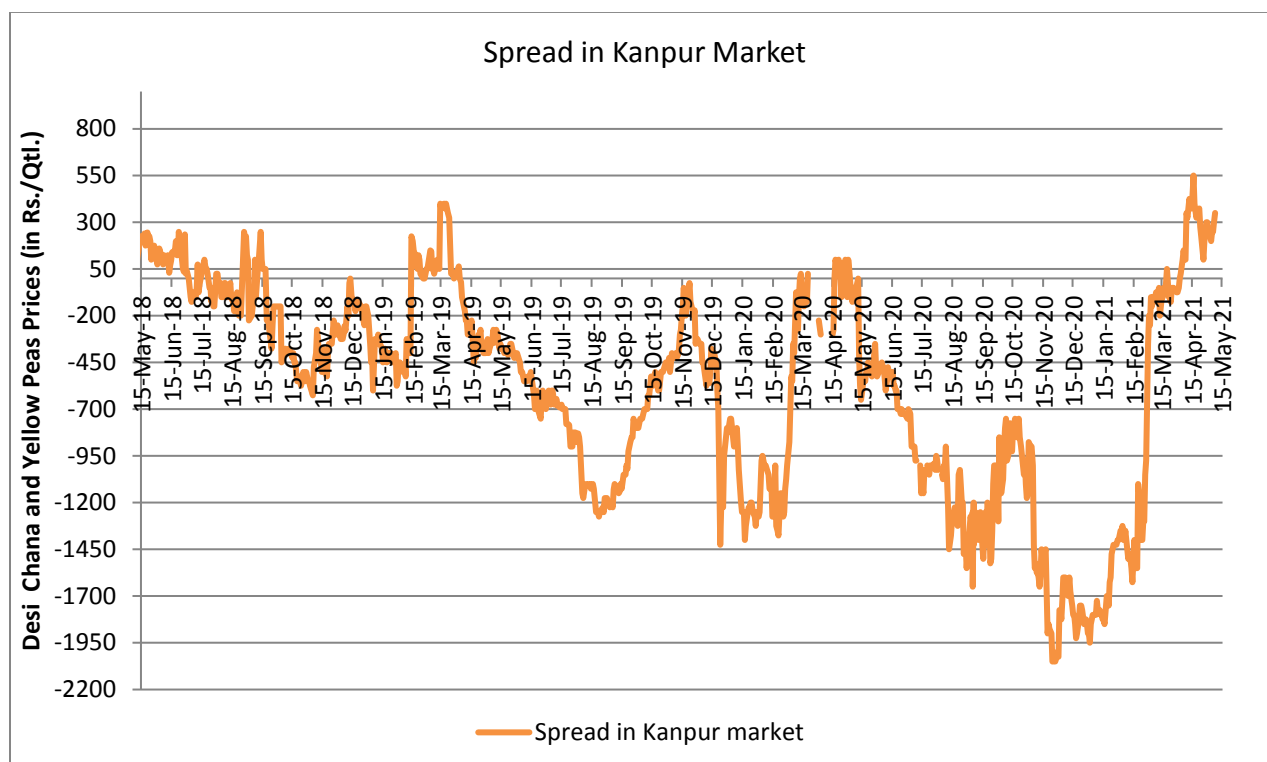
Despite stable demand for yellow peas and daal, prices are expected to trade steady to slightly weak. In Kanpur market prices stayed steady at Rs 5200. It may move further down. Following chart shows price movement in various markets:



**Current Market Dynamics & Outlook:** Peas market traded slightly steady on decreasing supply side. In Kanpur market it was quoted at Rs 5200 per qtl. Overall, all India average weekly price was steady at Rs 5200 per qtl. In Mumbai market, there was no quote for yellow peas as stock has been exhausted. There is no quotes for imported peas as availability is almost nil.

#### **Spread With Chana:**

Spread between Chana and Peas, at Kanpur market moved in positive zone. Gap has been fulfilled now and it is Rs 350 up now. Spread is expected to remain in the positive zone in May too on relative movement in Chana prices. Overall outlook seems steady to slightly weak this week too.



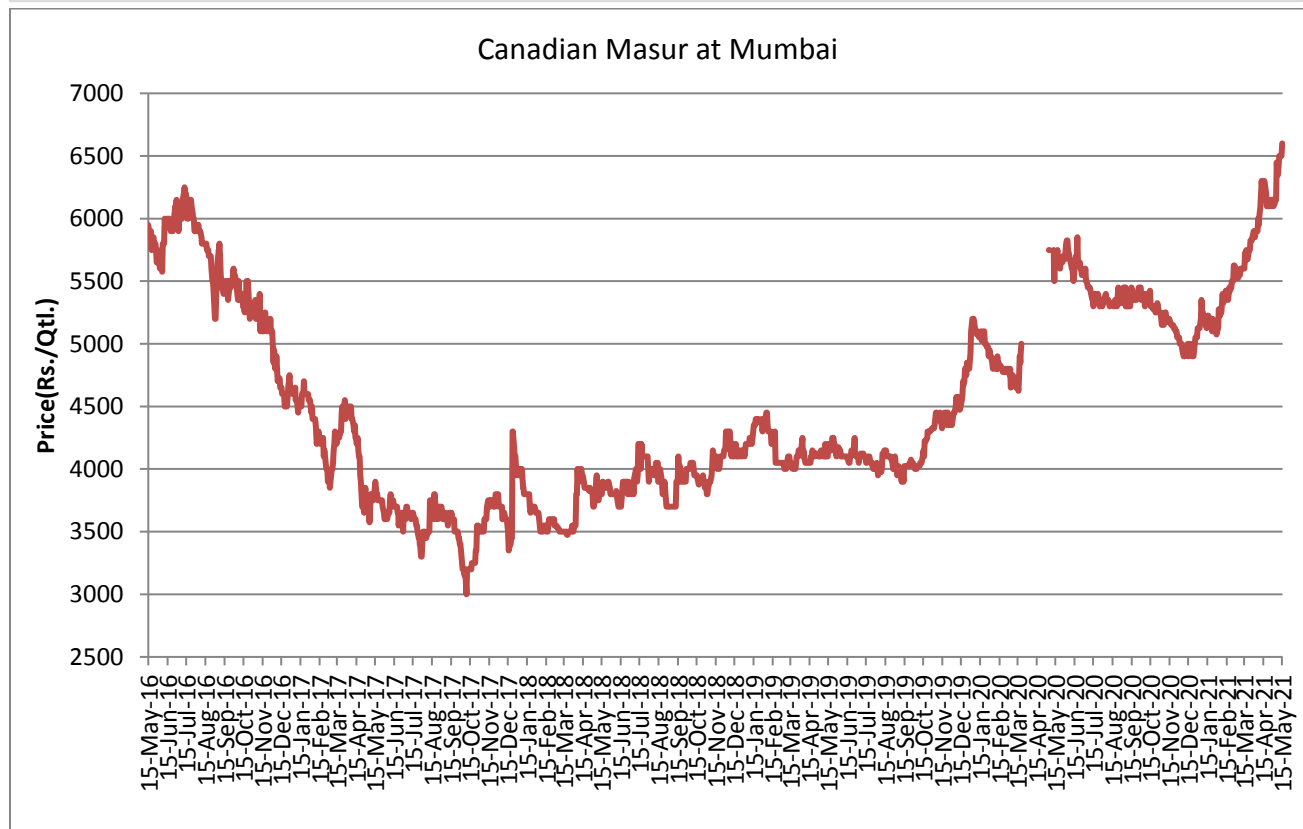
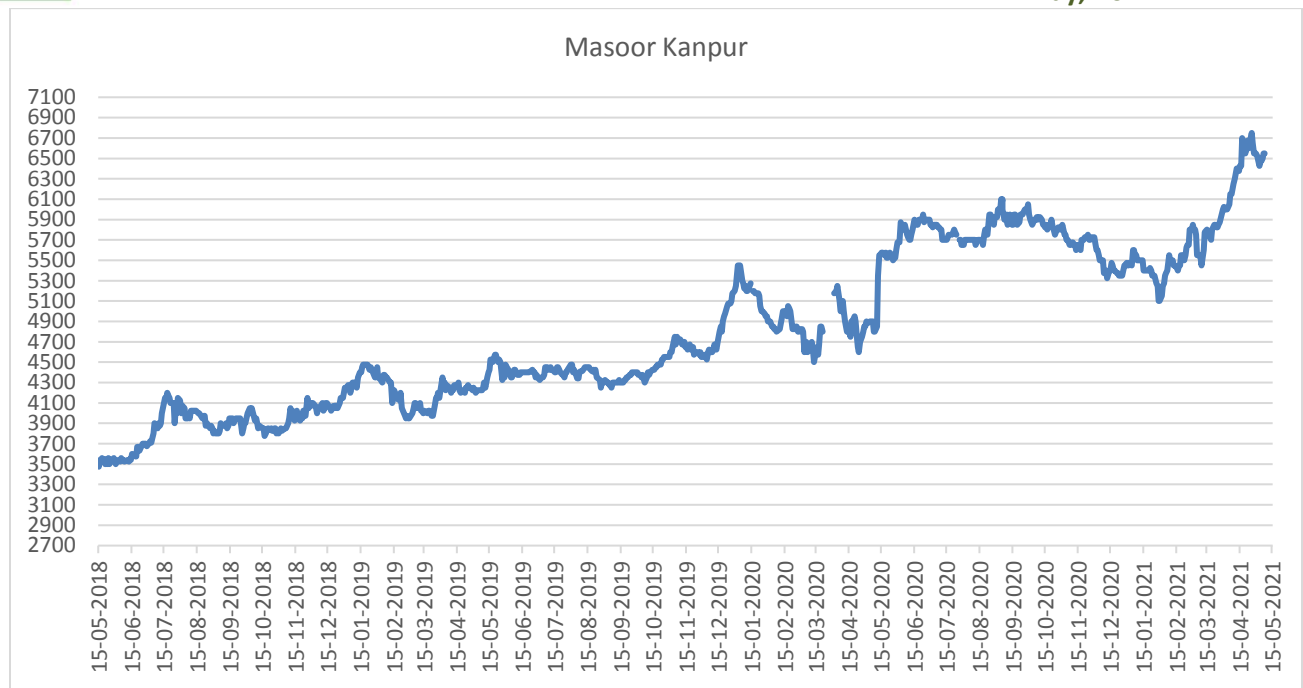
**Market Outlook For May:** Steady to slightly weak movement is expected in May-2021.

#### **Lentils (Masoor):**

##### **Market Recap:**

Lentils prices may trade stable to slightly firm despite the extended phase of the lockdown in various states like Karnataka, MP, Mh, West Bengal, Haryana and Delhi. Farmers are unable to bring their produce into the market while the stock of daal in the pipeline is not enough to fill the gap. Raw material for mills is short as farmers are not bring their produce. So, prices have gone up. There is also lobbying for reduction in import duty, so the manipulation can't be ruled out. As soon as the lockdown is relaxed, arrivals may increase and price should decrease to a certain extent. Stock in Canada is at comfortable level and there is talks in the market that some big companies have purchased lentils, who wants deduction in import duty on the basis of higher prevailing prices in the market and the low crop size this year. Govt. may consider reduction in import duty, if prices continue to rule at the current level. In Kanpur market it is ruling at Rs 6650, while imported masur quoted at Rs 6550 at Mumbai port. Nafed too is not able to purchase much quantity even at the prevailing market price due to the low arrivals.

**Current Scenario:** Stocks at ports too have declined now. At Mumbai port importers are selling masur at Rs 6300-6350. Any spike in masur market is unlikely now due to the weak demand from retail market.





**Market Outlook:** Prices may trade steady to slightly weak due to the weak demand from mills. Overall tone in masur market remains weak in the 2<sup>nd</sup> week of May-2021. As soon as the lock down is relaxed, arrival may increase.

**Pigeon Pea (Tur/Toor):**

Market Recap:

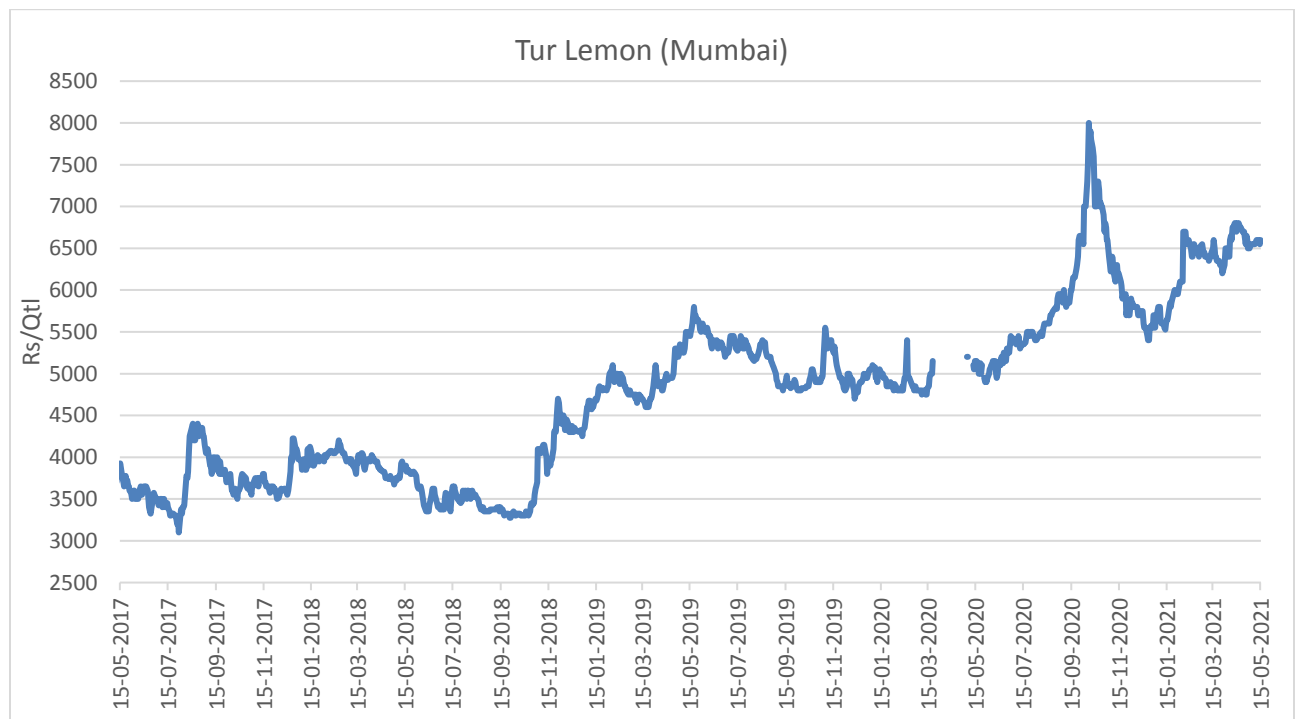
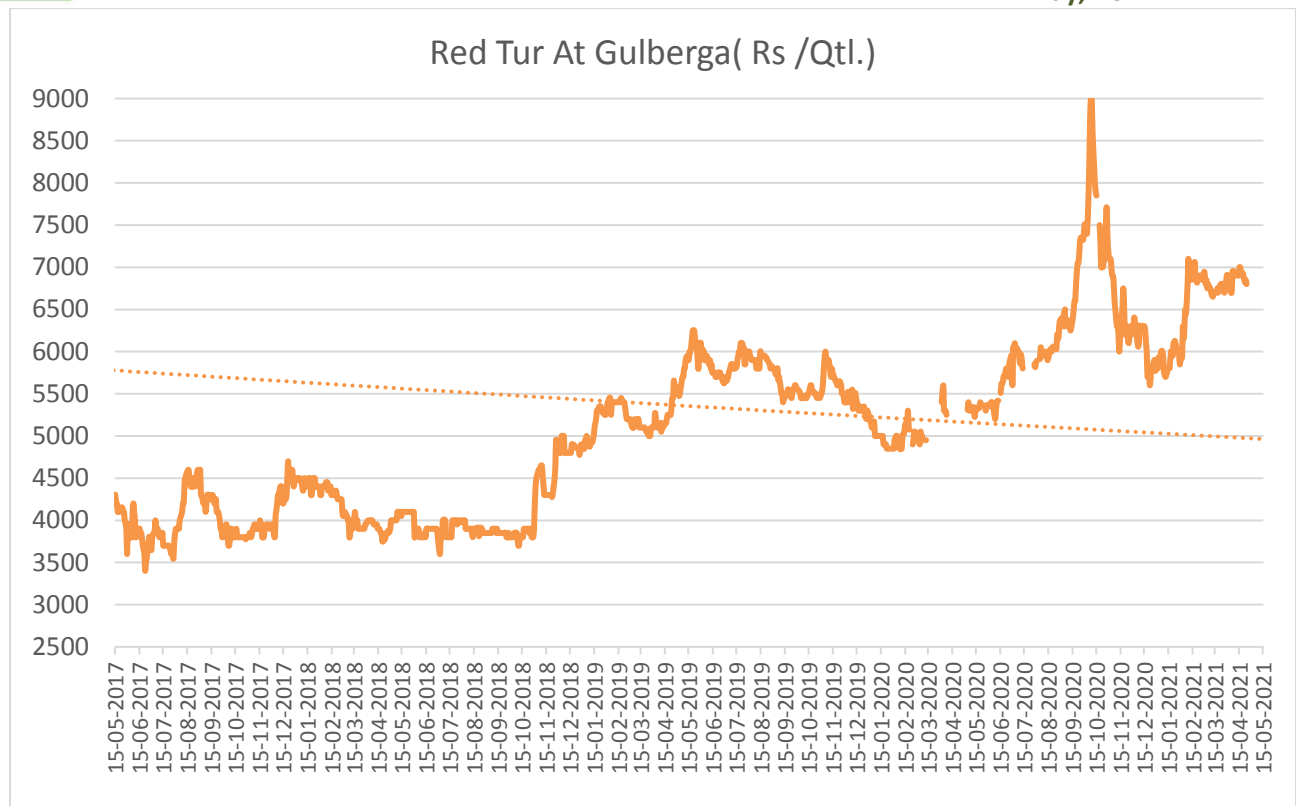
Tur cash market may trade stable to slightly weak as sentiments turned weak with announcement of freeing import. Import volume may increase as there are gossips in the markets that tur may start coming into India now as some big companies have already stored it in Myanmar. Fear of the low import volume from overseas markets, low stock with Nafed and stock being in strong hands may push up tur price in the medium term, if lock down is relaxed soon (unlikely). June onward price movement would depend on monsoon rains and sowing progress. In May-June prices may rule in the range of 6200-6600.

Indian farmers had covered 48.49 lakh ha against 45.88 lakh ha last year. As per Agriwatch estimate India may harvest 37.28 lakh Mt crop this year. Overall tone is firm. Tur harvesting is on in Uttar Pradesh but arrival is low due to the ongoing lockdown.

**Current Market Dynamics & Outlook:**

India imported around 2287 MT tur in March-2021, the 4<sup>th</sup> month of the MY-2020-21 for tur. India imported around 4.25 lakh MT tur (Dec-2019 to Nov-2020 last year). This year the volume is 4.97 lakh MT. It would affect total availability in the market. This year (FY) over 5.5 lakh MT import is expected. Stockists and traders may try to push up market by holding crop till Sep-Oct -2021. If monsoon starts with good rainfall, area may increase and good sowing may help market to cool down. But second quarter is very tricky at price point of view. Nafed may release stock to cool down price but not before procurement ends in May.

Nafed has procured 10,929.36 MT Tur, so far at minimum support price of Rs 6000. The maximum (8000 MT) tur has been procured in Karnataka, followed by MH at 1001 MT. As prices are ruling above MSP, procurement quantity would be much less than normal expectation. Arrival is lower at this point of time. Farmers are holding stock in anticipation of higher prices in coming weeks.



*In the 2nd week of May-2021, average price in Gulberga market remained closed.*

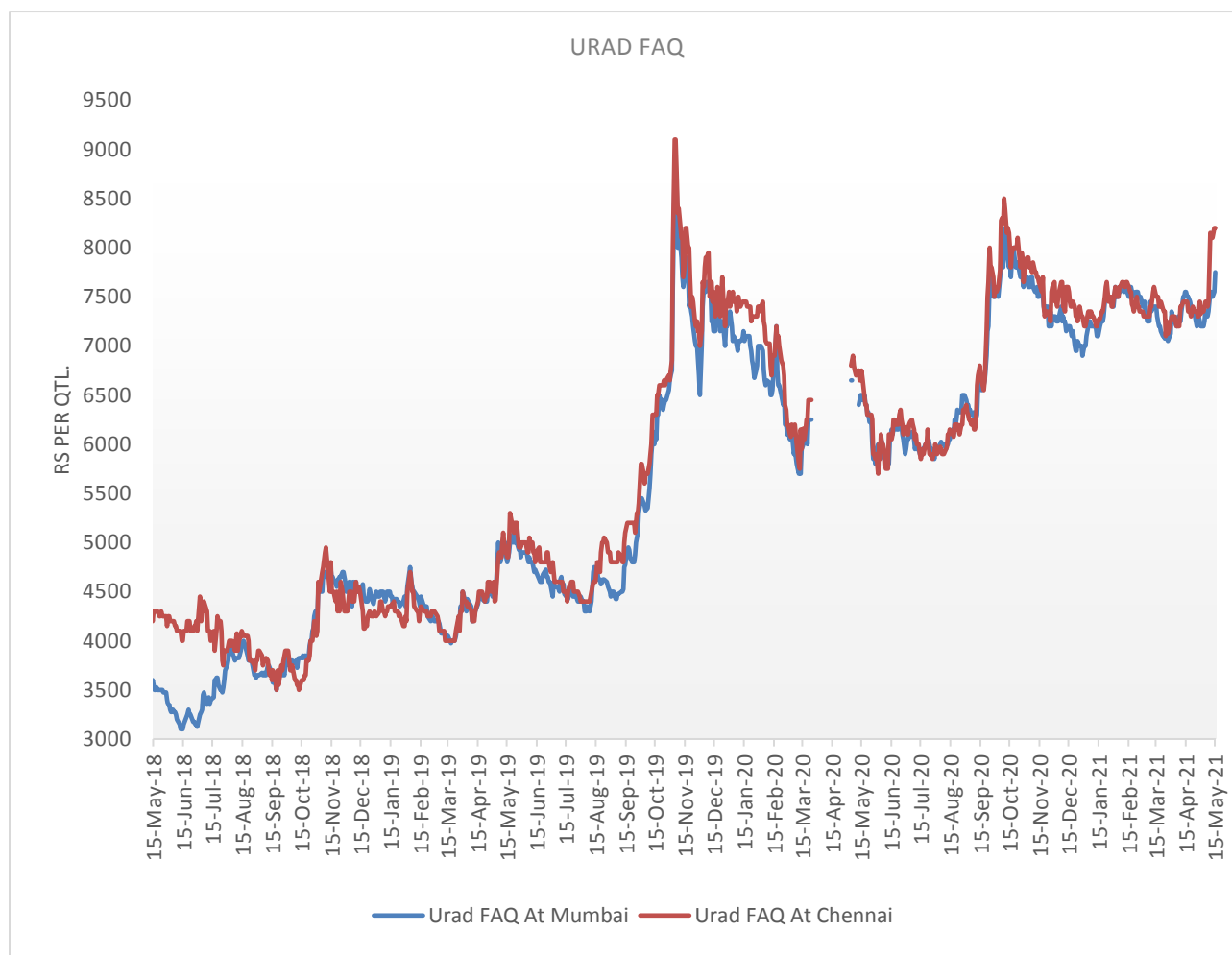
**Black Matpe (Urad):**

Urad cash market traded steady to weak due to the removed import policy. Demand for daal has started increasing while farmers/stockists stocks too is coming down. However, free import now may pressurize prices in coming weeks, overall tone seems weak in the near term. Procurement by Nafed is rather slow as prices are ruling above MSP right now and may come down now.

#### Current Market Dynamics & Outlook:

Arrival from rabi crop is over now while arrival is at its low due the ongoing lockdown Major urad crop comes in kharif season. As availability in Myanmar too is low and so, price may decrease. India imported around 31573 MT urad in March-2021. From April to March-21-India imported only 3.29 lakh MT urad out of allocated four lakh MT quota. This year too the govt. has allocated 4 lakh MT import quota. Import may be delayed due to the legal litigation over allocation algorithm.

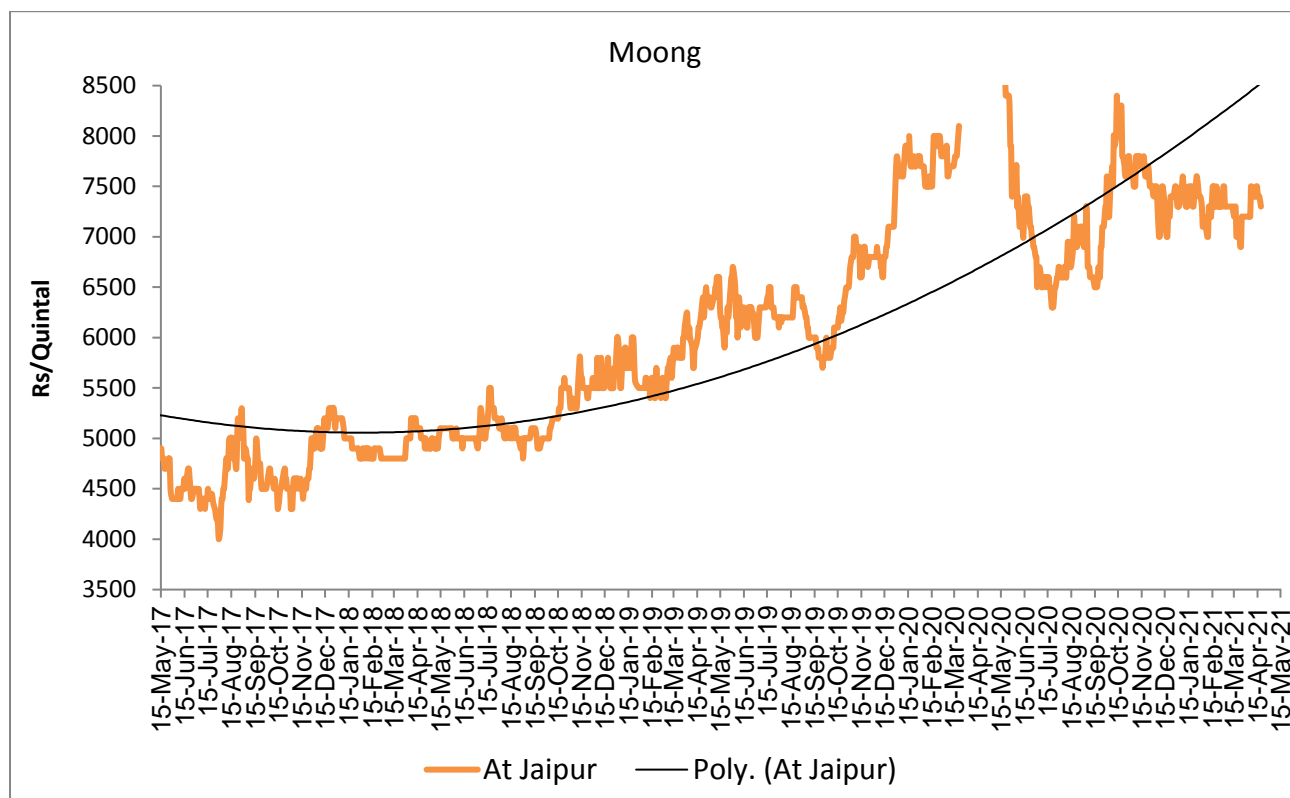
**Market Outlook:** Urad Prices are likely to show firm movement.



**Green Gram (Moong):**

**Market Recap:**

Moong cash market is likely to trade down as supply is expected to ease from the summer crop. Pressure might be felt when new crop would start hitting market from Odisha and other states, as soon as the lockdown is relaxed.. Crop condition of moong is good in the Uttar Pradesh, Bihar and Orisha. Import flow too may increase as there is a parity from Myanmar. Prices in the market like Gannavaram traded down at 7000-7100 during the week. In north and central India, prices have decreased below MSP for low quality crop. the downward movement is expected this week in the Moong market. Total production including Rabi is expected to move up by 2.39 lakh Mt to 21.45 lakh Mt this year.



**Market Outlook:** Moong prices are likely to trade steady to weak in the near term.

**Import policy & duty structure:**

Commodity	Trade Policy		Tariff Schedule			
	Export	Import	Bound Duty	Proposed Cess in Budget-2021	Import Duty	Total Applied Duty with Cess
<b>Peas (Matar)</b>	Free	Restricted #	50%	40%	10%	50%
{HS Code 0713 10 00}					(w.e.f. 01st April, 2021)	
<b>Bengal gram (Chana)</b>	Free	Free	100%	50%	10%	60%

(HS Code 0713 2020)					(w.e.f. 1st April, 2021)	
<b>Kabuli Chana</b>	Free	Free	100%	30%	<b>10%</b>	40%
(HS code 0713 2010}					(w.e.f. 1st April, 2021)	
<b>Moong</b>	Free	Free	100%	Nil	<b>0%</b>	0%
{HS Code 0713 31 90}					(w.e.f. 15th May, 2021)	
<b>Urad</b>	Free	Free	100%	Nil	<b>0%</b>	0%
{HS Code 0713 31 10}					(w.e.f. 15th May, 2021)	
<b>Lentil (Masur)</b>	Free	Free	100%	20%	<b>10%</b>	30%
{HS Code 0713 40 00}					(w.e.f. 1 <sup>st</sup> April-2021)	
<b>Pigeon pea (Tur/Arhar)</b>	Free	Free	100%	Nil	<b>10%</b>	10%
{HS Code 0713 60 00}					(w.e.f. 15th May 2021)	
<b>Other pulses</b>	Free	Free	100%	Nil	<b>0%</b>	0%
{HS Code 071332, 33, 39, 50, 90}					(w.e.f. 08th June, 2006)	

<b>Note:</b>
<b>Moong,Urad &amp; Tur import placed from restricted to free list from 15th May-2021</b>
Peas:1.5 lakh MT(yellow ,green and Caspa)
Chana import is duty free from LDC (the Least Developed Countries)

#### Indian Pulses MSP

<b>MSP (Rs/Quinta l)</b>	<b>2010- 11</b>	<b>2011- 12</b>	<b>2012-13</b>	<b>2013- 14</b>	<b>2014-15</b>	<b>2015-16</b>	<b>2016- 17</b>	<b>2017-18</b>	<b>2018- 19</b>	<b>2019- 20</b>	<b>2020 -21</b>
<i>Tur (Arhar )</i>	3000*	3200*	3850	4300	4350	4625**	5050* **	5450*	5675	5800	<b>6000</b>
<i>Moong</i>	3170*	3500*	4400	4500	4600	4850**	5225* **	5575*	6975	7050	<b>7196</b>
<i>Urad</i>	2900*	3300*	4300	4300	4350	4625**	5000* **	5400*	5600	5700	<b>6000</b>
<i>Gram</i>	2100	2800	3000	3100	3175	3425	4000	4400 **	4620	4875	<b>5100</b>
<i>Lentil (Ma sur)</i>	2250	2800	2900	2950	3075	3325	3925	4250* ***	4475	4800	<b>5100</b>
* For 2017-18 Tur (Arhar)5250+ 200 Bonus,Moong5375+ 200 bonus &Urad5200 + 200bonus											

\*: Additional Bonus of Rs 500 per quintal for market arrivals within the first two months of harvesting

\*\*:. Additional Bonus of Rs 200 per quintal, \*\*\*:Additional Bonus of Rs 425 per quintal

#### Pulses Weekly Price Sheet:

Pulses	State	Market	Pulses Variety/Origin (Rs in Qtl)	12-May-21	6-May-21	13-Apr-21	13-May-20
Chana	Delhi	Delhi	Chana (Australia)	5700	5700	5700	4300
Chana	Maharashtra	Mumbai	Chana (Australia)	6350	6400	6275	5850
Chana	West Bengal	Kolkatta	Chana (Australia)	6450	6500	6400	4300
Chana	Maharashtra	Mumbai	Chana (Australia) in \$/t	NA	NA	NA	NA
Chana	Maharashtra	Mumbai	Chana (Tanzania) in \$/t	NA	NA	NA	NA
Chana	Maharashtra	Mumbai	Kabuli Chana (Russia) in \$/t	670	670	630	650
Chana	Delhi	Delhi	Chana Kantewala/Katawala (M.P. Origin)	5575	5575	5575	4150
Chana	Rajasthan	Ramganj	Chana (Both Desi and Kantewala)	Closed	Closed	5200	Closed
Chana	Madhya Pradesh	Indore	Chana kantewala/katawala	Closed	Closed	Closed	Closed
Chana	Madhya Pradesh	Dewas	Chana Kantewala/Katawala	Closed	Closed	Closed	5350
Chana	Madhya Pradesh	Neemuch	Chana Kantewala/Katawala	Closed	Closed	Closed	Closed
Chana	Madhya Pradesh	Rajgarh	Chana Kantewala/Katawala	closed	NR	NR	Closed
Chana	Maharashtra	Nanded	Chana Kantewala/Katawala	Closed	5400	Closed	3980
Chana	Maharashtra	Barshi	Chana Kantewala/Katawala	Closed	4800	4700	3500
Chana	Maharashtra	Mumbai	Chana (Ethiopia)	NA	NA	NA	NA
Chana	Delhi	Delhi	Chana Rajasthan	5650	5650	5600	4300
Chana	Maharashtra	Mumbai	Chana (Tanzania)	5100	5200	5150	NA
Chana	Maharashtra	Akola	Chana Annagiri	Closed	5375	5550	4250
Chana	Maharashtra	Latur	Chana Annagiri	Closed	4950	5150	3950
Chana	Maharashtra	Nagpur	Chana Annagiri	5050	Closed	5250	4100
Chana	Maharashtra	Nanded	Chana Annagiri	Closed	5500	Closed	4020
Chana	Maharashtra	Udgir	Chana Annagiri	Closed	Closed	Closed	Closed

Pulses	State	Market	Pulses Variety/Origin (Rs in Qtl)	12-May-21	6-May-21	13-Apr-21	13-May-20
Chana	Karnataka	Gulbarga	Chana Annagiri	Closed	Closed	Closed	3900
Chana	Delhi	Delhi	Chana Besan	6957	6929	6929	5500
Chana	Maharashtra	Akola	Chana Chapa	Closed	5325	5500	4150
Chana	Maharashtra	Nagpur	Chana chapa	5000	Closed	5150	3900
Chana	Maharashtra	Barshi	Chana Chapa	Closed	5000	5000	3800
Chana	Madhya Pradesh	Gwalior	Chana Desi	Closed	Closed	Closed	Closed
Chana	Madhya Pradesh	Harda	Chana Desi	Closed	Closed	Closed	NA
Chana	Madhya Pradesh	Ganjbasoda	Chana Desi	Closed	Closed	Closed	3950
Chana	Madhya Pradesh	Katni	Chana Desi	Closed	Closed	Closed	4090
Chana	Madhya Pradesh	Pipariya	Chana Desi	Closed	Closed	Closed	4125
Chana	Madhya Pradesh	Morena	Chana Desi	Closed	Closed	NA	NA
Chana	Madhya Pradesh	Bina	Chana Desi	NA	NA	NA	Closed
Chana	Madhya Pradesh	Dabra	Chana Desi	Closed	Closed	5400	4100
Chana	Madhya Pradesh	Ashok Nagar	Chana Desi	Closed	Closed	Closed	4050
Chana	Madhya Pradesh	Bhind	Chana Desi	5500	5500	NR	4100
Chana	Maharashtra	Ahmednagar	Chana Desi	Closed	5000	5000	3850
Chana	Maharashtra	Barshi	Chana Desi	Closed	4800	4700	3500
Chana	Maharashtra	Nagpur	Chana Desi	4950	Closed	5000	3800
Chana	Maharashtra	Hinganghat	Chana Desi	Closed	NA	5100	Closed
Chana	Rajasthan	Jaipur	Chana Desi	Closed	Closed	5550	Closed
Chana	Rajasthan	Sriganganagar	Chana Desi	Closed	Closed	5500	Closed
Chana	Rajasthan	Kekri	Chana Desi	Closed	Closed	5200	Closed

Pulses	State	Market	Pulses Variety/Origin (Rs in Qtl)	12-May-21	6-May-21	13-Apr-21	13-May-20
Chana	Rajasthan	Bundi	Chana Desi	Closed	Closed	5350	Closed
Chana	Rajasthan	Ajmer	Chana Desi	Closed	Closed	5100	Closed
Chana	Rajasthan	Alwar	Chana Desi	Closed	NA	5200	Closed
Chana	Andhra Pradesh	Vijaywada	Chana Desi	Closed	Closed	Closed	Closed
Chana	Andhra Pradesh	Banagana palli	Chana Desi	NA	NA	NA	NA
Chana	Uttar Pradesh	Jhansi	Chana Desi	NA	NA	Closed	Closed
Chana	Uttar Pradesh	Kanpur	Chana Desi	Closed	5500	5650	4275
Chana	Gujarat	Dahod	Chana Desi	Closed	Closed	5100	3950
Chana	Rajasthan	Bikaner	Chana	Closed	Closed	5600	Closed
Chana	Maharashtra	Jalgoan	Chana	5200	5075	5125	Closed
Chana	Maharashtra	Solapur	Chana	5300	5350	5350	4150
Chana	Maharashtra	Amaravati	Chana	Closed	5050	Closed	Closed
Chana	Chhattisgarh	Raipur	Chana	Closed	Closed	5500	4250
Chana	Karnataka	Sedam	Chana	NA	NA	Closed	3850
Chana	Maharashtra	Jalna	Chana Gauran	4900	4950	Closed	3850
Chana	Maharashtra	Latur	Chana Gauran	Closed	4850	5050	3800
Chana	Madhya Pradesh	Ujjain	Chana Dollar	Closed	Closed	Closed	5400
Chana	Maharashtra	Jalna	Chana Pila	5000	5000	Closed	3900
Chana	Maharashtra	Latur	Chana G 12/Vijay	Closed	5000	5250	4050
Chana	Maharashtra	Udgir	Chana Vijay	Closed	Closed	Closed	Closed
Chana	Madhya Pradesh	Indore	Kabuli Chana 58-60 Export Quality	Closed	Closed	Closed	Closed
Chana	Madhya Pradesh	Indore	Kabuli Chana 44-46 Mill Quality	Closed	Closed	Closed	Closed



Pulses	State	Market	Pulses Variety/Origin (Rs in Qtl)	12-May-21	6-May-21	13-Apr-21	13-May-20
Chana	Maharashtra	Mumbai	Kabuli Chana (Russia)	5400	5500	5500	NA
Chana	Madhya Pradesh	Indore	Raw Kabuli Chana Quality	Closed	Closed	Closed	Closed
Chana	Madhya Pradesh	Dabra	Kabuli Chana	Closed	Closed	NA	NA
Chana	Maharashtra	Latur	Chana Mixed (Mill)	Closed	4850	5050	3800
Chana	Maharashtra	Akola	Chana Mixed	Closed	5275	5450	4100
Chana	Maharashtra	Ahmednagar	Chana Vishal	Closed	5200	5200	4050
Chana	Karnataka	Gulbarga	Chana Dall (Branded)	Closed	Closed	Closed	5000
Chana	Madhya Pradesh	Indore	Chana Dall (Average Quality)	Closed	Closed	Closed	Closed
Chana	Delhi	Delhi	Chana Dall	6450	6500	6550	5075
Chana	Maharashtra	Jalgaon	Chana Dall	6500	6450	6400	Closed
Chana	Maharashtra	Latur	Chana Dall	Closed	6500	6600	5100
Chana	Madhya Pradesh	Gwalior	Chana Dall	Closed	Closed	Closed	Closed
Chana	Rajasthan	Bikaner	Chana Dall	Closed	Closed	6600	Closed
Chana	Maharashtra	Nagpur	Chana Dall	NA	Closed	NA	NA
Chana	Madhya Pradesh	Dabra	Chana Dall	Closed	Closed	NA	NA
Chana	Karnataka	Gulbarga	Chana Dall	Closed	Closed	Closed	4900
Chana	Madhya Pradesh	Pipariya	Chana Dall	Closed	Closed	Closed	5600
Chana	Uttar Pradesh	Kanpur	Chana Dall	Closed	6700	6650	5350
Chana	Jharkhand	Jamshedpur	Chana Dall	NR	NR	NR	Closed
Chana	Maharashtra	Akola	Chana Dall	Closed	6500	6400	5400
Chana	Maharashtra	Barshi	Chana Dall	Closed	6700	6900	5800
Chana	Madhya Pradesh	Bhind	Chana Dall	7500	7500	NR	5400

Pulses	State	Market	Pulses Variety/Origin (Rs in Qtl)	12-May-21	6-May-21	13-Apr-21	13-May-20
Masur	Uttar Pradesh	Kanpur	Masur (Bareilly)	Closed	6650	6475	5500
Masur	Uttar Pradesh	Kanpur	Masur Mill Quality Kanpur	Closed	6550	6375	5550
Masur	Madhya Pradesh	Gwalior	Masur	Closed	Closed	Closed	Closed
Masur	Madhya Pradesh	Vidisha	Masur	Closed	Closed	5800	Closed
Masur	Madhya Pradesh	Ganj Basoda	Masur	Closed	Closed	Closed	5200
Masur	Madhya Pradesh	Katni	Masur	Closed	Closed	Closed	5200
Masur	Uttar Pradesh	Jhansi	Masur	NA	NA	Closed	Closed
Masur	Bihar	Patna	Masur	NR	NR	NR	5600
Masur	Chhattisgarh	Raipur	Masur	Closed	Closed	6350	5575
Masur	Madhya Pradesh	Ashok Nagar	Masur Desi	Closed	Closed	Closed	5150
Masur	Madhya Pradesh	Pipariya	Masur Desi	Closed	Closed	Closed	NA
Masur	Madhya Pradesh	Neemuch	Masur Desi	Closed	Closed	Closed	Closed
Masur	Madhya Pradesh	Indore	Masur Medium (barik)	Closed	Closed	Closed	Closed
Masur	Madhya Pradesh	Dabra	Masur Medium	Closed	Closed	NA	NA
Masur	Madhya Pradesh	Rajgarh	Masur Medium	closed	NR	NR	Closed
Masur	Jharkhand	Jamshedpur	Masur Dall Malka	NR	NR	NR	Closed
Masur	Madhya Pradesh	Gwalior	Masur Dall Malka	Closed	Closed	Closed	Closed
Masur	Madhya Pradesh	Indore	Masur Dall (Medium)	Closed	Closed	Closed	Closed
Masur	Delhi	Delhi	Masur Dall Choti	8200	8100	7300	6800
Masur	Delhi	Delhi	Masur Badi /Malka dal	7850	7800	7000	6600
Masur	Delhi	Delhi	Masur Canadian	6650	6500	6325	5700
Masur	West Bengal	Kolkatta	Masur (Canada)	6650	6550	6300	5750

Pulses	State	Market	Pulses Variety/Origin (Rs in Qtl)	12-May-21	6-May-21	13-Apr-21	13-May-20
Masur	Tamil Nadu	Chennai	Yellow Lentil (Canada Laird No.1)	13000	12500	12000	11000
Masur	Tamil Nadu	Chennai	Yellow Lentil (Canada Laird No.2)	12800	12300	11800	10800
Masur	Tamil Nadu	Chennai	Yellow Lentil (Canada Laird No.3)	12600	12100	11500	10600
Masur	Madhya Pradesh	Indore	Masur Mota Masra	Closed	Closed	Closed	Closed
Masur	Madhya Pradesh	Indore	Masur Chota (FAQ)	Closed	Closed	Closed	Closed
Masur	Maharashtra	Mumbai	Masur (Canada)(Container)	6550	6450	6200	5500
Masur	Maharashtra	Mumbai	Masur Vessel	6450	6050	6000	5650
Masur	Delhi	Delhi	Masur (Kotaline)	6950	6900	6400	5625
Masur	Delhi	Delhi	Masur (Sikri Line)	7350	7100	6700	6000
Masur	Delhi	Delhi	Masur Chanti-Export Quality	8700	8600	8000	7200
Masur	Madhya Pradesh	Bina	Masur Kali	NA	NA	NA	Closed
Moong	Maharashtra	Mumbai	Moong Annaseva (Burma) in \$/t	950	1020	1050	1040
Moong	Maharashtra	Mumbai	Moong Pedishewa/Pedisheva/(Burma) in \$/t	970	1000	1080	1050
Moong	Maharashtra	Mumbai	Moong Pokako/Pakaku (Burma) in \$/t	900	1000	1200	950
Moong	Maharashtra	Mumbai	Moong (Tanzania)	NA	NA	NA	Closed
Moong	Delhi	Delhi	Moong (Kanpur-U.P.)	Closed	Closed	NA	NA
Moong	Delhi	Delhi	Moong Desi (Merta City-Raj)	Closed	Closed	7200	8200
Moong	Delhi	Delhi	Moong (Mertacity Polish-Raj)	Closed	Closed	NA	8700
Moong	Karnataka	Gulbarga	Moong FAQ	Closed	Closed	Closed	NA
Moong	Uttar Pradesh	Kanpur	Moong (UP line)	7500	7500	Closed	8800
Moong	Maharashtra	Akola	Moong	Closed	7400	7500	8400

Pulses	State	Market	Pulses Variety/Origin (Rs in Qtl)	12-May-21	6-May-21	13-Apr-21	13-May-20
Moong	Maharashtra	Barshi	Moong	Closed	7300	7500	NA
Moong	Maharashtra	Ahmednagar	Moong	Closed	7300	7500	9000
Moong	Madhya Pradesh	Harda	Moong	Closed	Closed	Closed	8650
Moong	Rajasthan	Kekri	Moong	Closed	Closed	7300	Closed
Moong	Maharashtra	Latur	Moong	Closed	NA	NA	NA
Moong	Madhya Pradesh	Dabra	Moong	Closed	Closed	NA	NA
Moong	Rajasthan	Sriganganagar	Moong	Closed	Closed	NA	Closed
Moong	Andhra Pradesh	Vijaywada	Moong	Closed	Closed	Closed	Closed
Moong	Rajasthan	Ajmer	Moong Desi	Closed	Closed	7400	Closed
Moong	Uttar Pradesh	Hathras	Moong Desi	NA	NA	NA	Closed
Moong	Madhya Pradesh	Pipariya	Moong Desi	Closed	Closed	Closed	NA
Moong	Maharashtra	Udgir	Moong Desi	Closed	Closed	Closed	Closed
Moong	Gujarat	Dahod	Moong (Chamki)	Closed	Closed	7000	8300
Moong	Karnataka	Gulbarga	Moong (Chamki)	Closed	Closed	Closed	8000
Moong	Madhya Pradesh	Indore	Moong (Chamki)	Closed	Closed	Closed	Closed
Moong	Maharashtra	Jalgoan	Moong (Chamki)	8000	7800	7900	Closed
Moong	Maharashtra	Jalna	Moong (Chamki)	NA	NA	Closed	NA
Moong	Rajasthan	Jaipur	Moong (Chamki)	Closed	Closed	7500	Closed
Moong	Rajasthan	Merta	Moong Chilka	Closed	Closed	7200	Closed
Moong	Rajasthan	Merta	Moong Mogar	Closed	Closed	7000	Closed
Moong	Rajasthan	Merta	Moong Polish	Closed	Closed	7200	Closed
Moong	Karnataka	Yadgir	Moong Polish	NA	NA	Closed	NA

Pulses	State	Market	Pulses Variety/Origin (Rs in Qtl)	12-May-21	6-May-21	13-Apr-21	13-May-20
Moong	Karnataka	Gulbarga	Moong Dall Mogar (Colourful Branded)	Closed	Closed	Closed	11000
Moong	Rajasthan	Bikaner	Moong Dall Split (Average)	Closed	Closed	9200	Closed
Moong	Delhi	Delhi	Moong (Chilka Dal-Raj)	Closed	Closed	9000	10000
Moong	Delhi	Delhi	Moong Mogar Dall	Closed	Closed	9100	10500
Moong	Maharashtra	Akola	Moong Dall Mogar (bold)	Closed	9900	10000	11500
Moong	Madhya Pradesh	Indore	Moong Dall Mogar	Closed	Closed	Closed	Closed
Moong	Jharkhand	Jamshedpur	Moong Dall Mogar	NR	NR	NR	Closed
Moong	Jharkhand	Jamshedpur	Moong Dal Mogar (Sortex)	NR	NR	NR	Closed
Moong	Maharashtra	Mumbai	Moong Kenya	NA	NA	NA	Closed
Moong	Maharashtra	Mumbai	Moong Pokako/Pakkaku	NA	NA	NA	Closed
Moong	Maharashtra	Jalna	Moong Gauran	NA	NA	Closed	NA
Moong	Karnataka	Sedam	Moong Green	NA	NA	Closed	NA
Moong	West Bengal	Kolkatta	Moong Pedishewa/Pedisheva	NA	NA	NA	NA
Moth	Rajasthan	Jaipur	Moth	Closed	Closed	7300	Closed
Moth	Rajasthan	Nokha	Moth	Closed	7000	7200	Closed
Moth	Rajasthan	Bhilwara	Moth	Closed	NA	NA	Closed
Pea	Maharashtra	Mumbai	Peas White/Yellow (America)	NA	NA	NA	NA
Pea	Maharashtra	Mumbai	Peas Green (America)	NA	NA	NA	NA
Pea	Uttar Pradesh	Kanpur	Peas White (Canada)	Closed	5000	5075	4750
Pea	Maharashtra	Mumbai	Peas White/Yellow (Canada)	NA	NA	NA	NA
Pea	West Bengal	Kolkatta	Peas Yellow/White (Canada)	NA	NA	6150	5750
Pea	Maharashtra	Mumbai	Peas Green (Canada)	NA	NA	NA	NA

Pulses	State	Market	Pulses Variety/Origin (Rs in Qtl)	12-May-21	6-May-21	13-Apr-21	13-May-20
Pea	West Bengal	Kolkatta	Peas Green (Canada)	NA	NA	NA	NA
Pea	West Bengal	Kolkatta	Peas Yellow/White (Russia)	NA	NA	NA	NA
Pea	Maharashtra	Mumbai	Peas Yellow (Russia)	NA	NA	NA	NA
Pea	Uttar Pradesh	Kanpur	Peas Desi	Closed	5200	5275	4850
Pea	Madhya Pradesh	Gwalior	Peas White	Closed	Closed	Closed	Closed
Pea	Madhya Pradesh	Harpalpur	Peas White	Closed	Closed	Closed	4900
Pea	Uttar Pradesh	Jhansi	Peas White	NA	NA	Closed	Closed
Pea	Madhya Pradesh	Dabra	Peas White	Closed	Closed	NA	NA
Pea	Delhi	Delhi	Peas Green	12000	12500	12000	11500
Pea	Madhya Pradesh	Dabra	Peas Green	Closed	Closed	5000	NA
Pea	Delhi	Delhi	Peas Yellow	8700	8600	8600	6400
Pea	Jharkhand	Jamshedpur	Peas Dall	NR	NR	NR	Closed
Pea	Madhya Pradesh	Gwalior	Peas White Dall	Closed	Closed	Closed	Closed
Tur	Maharashtra	Mumbai	Tur Lemon (Burma) in \$/t	770	800	710	630
Tur	Tamil Nadu	Chennai	Tur Lemon (Burma) in \$/t	NA	NA	NA	NA
Tur	Uttar Pradesh	Kanpur	Tur (MP)	Closed	6600	6950	5100
Tur	Uttar Pradesh	Kanpur	Tur (UP Line)	Closed	6700	7050	5400
Tur	Maharashtra	Nagpur	Tur (Mah.)	6900	Closed	7200	5300
Tur	Madhya Pradesh	Indore	Tur Mah. Origin	Closed	Closed	Closed	Closed
Tur	Maharashtra	Jalna	Tur BDM	6900	6650	Closed	5150
Tur	Maharashtra	Hinganghat	Tur	Closed	7105	7325	Closed
Tur	Maharashtra	Solapur	Tur	7050	6950	7200	5350
Tur	Madhya Pradesh	Katni	Tur	Closed	Closed	Closed	4800

Pulses	State	Market	Pulses Variety/Origin (Rs in Qtl)	12-May-21	6-May-21	13-Apr-21	13-May-20
Tur	Madhya Pradesh	Bhind	Tur	5500	5000	NR	4800
Tur	Madhya Pradesh	Dabra	Tur	Closed	Closed	NA	NA
Tur	Chhattisgarh	Raipur	Tur	Closed	Closed	7450	5700
Tur	Telangana	Warangal	Tur Desi	NA	NA	NA	NA
Tur	Andhra Pradesh	Dhone	Tur Desi	NA	NA	NA	NA
Tur	Madhya Pradesh	Morena	Tur Desi	Closed	Closed	NA	4200
Tur	Madhya Pradesh	Pipariya	Tur Desi	Closed	Closed	Closed	5500
Tur	Karnataka	Gulbarga	Tur Red FAQ	Closed	Closed	Closed	5225
Tur	Uttar Pradesh	Hathras	Tur Red Desi	NA	NA	NA	Closed
Tur	Maharashtra	Jalna	Tur Red (Variety-Maruti)	NA	NA	Closed	5000
Tur	Karnataka	Sedam	Tur Red	NA	NA	Closed	5250
Tur	Karnataka	Yadgir	Tur Red	NA	NA	Closed	5310
Tur	Maharashtra	Latur	Tur Red	Closed	6500	7000	5200
Tur	Maharashtra	Udgir	Tur Red	Closed	Closed	Closed	Closed
Tur	Maharashtra	Akola	Tur Red	Closed	7025	7425	5475
Tur	Maharashtra	Amaravati	Tur Red	Closed	6800	Closed	Closed
Tur	Maharashtra	Ahmednagar	Tur Red	Closed	6500	6800	4950
Tur	Maharashtra	Barshi	Tur Red	Closed	6700	6700	4700
Tur	Gujarat	Dahod	Tur Red	Closed	Closed	6300	4400
Tur	Karnataka	Yadgir	Tur White	NA	NA	Closed	5400
Tur	Gujarat	Dahod	Tur White	Closed	Closed	6500	4500
Tur	Maharashtra	Ahmednagar	Tur White	Closed	6600	6900	5050
Tur	Maharashtra	Barshi	Tur White	Closed	6800	7000	5000
Tur	Maharashtra	Jalgoan	Tur White Desi	6300	6150	6600	Closed
Tur	Maharashtra	Ahmednagar	Tur Black	Closed	6400	6700	4850

Pulses	State	Market	Pulses Variety/Origin (Rs in Qtl)	12-May-21	6-May-21	13-Apr-21	13-May-20
Tur	Maharashtra	Jalna	Tur Black	NA	NA	Closed	NA
Tur	Maharashtra	Barshi	Tur Black	Closed	6300	6200	4500
Tur	Maharashtra	Latur	Tur White	Closed	NA	NA	NA
Tur	Maharashtra	Jalna	Tur White	6700	6500	Closed	5050
Tur	Andhra Pradesh	Vijaywada	Tur Lemon	Closed	Closed	Closed	Closed
Tur	Tamil Nadu	Chennai	Tur Lemon	6450	6450	6425	NA
Tur	West Bengal	Kolkatta	Tur Lemon (Burma)	NA	NA	NA	NA
Tur	Delhi	Delhi	Tur Lemon (Burma)	6950	6900	7100	5350
Tur	Maharashtra	Mumbai	Tur Lemon (Burma)	6600	6550	6800	5050
Tur	Jharkhand	Jamshedpur	Tur Dall	NR	NR	NR	Closed
Tur	Maharashtra	Jalgaon	Tur Dall	9600	9600	10000	Closed
Tur	Madhya Pradesh	Bhind	Tur Dall	11000	10500	NR	10300
Tur	Madhya Pradesh	Pipariya	Tur Dall (Non-Sortex)	Closed	Closed	Closed	9300
Tur	Maharashtra	Akola	Tur Dall Sava no.	Closed	7300	9500	7600
Tur	Maharashtra	Barshi	Tur Dall Sava no.	Closed	8700	9100	6900
Tur	Karnataka	Gulbarga	Tur Sava No. Dall	Closed	Closed	Closed	7500
Tur	Maharashtra	Akola	Tur Dall Phatka	Closed	9900	10300	7800
Tur	Maharashtra	Barshi	Tur Dall Phatka	Closed	10000	10400	8100
Tur	Maharashtra	Latur	Tur Dall Phatka	Closed	9800	10400	8100
Tur	Madhya Pradesh	Indore	Tur Dall Phatka (General)	Closed	Closed	Closed	Closed
Tur	Karnataka	Gulbarga	Tur Dall Pathka (Sortex)	Closed	Closed	Closed	9100
Tur	Karnataka	Gulbarga	Tur Dall Phatka (Non Sortex)	Closed	Closed	Closed	9650
Tur	Maharashtra	Latur	Tur Sava Dall	Closed	8800	9400	7700
Urad	Maharashtra	Mumbai	Urad FAQ (Burma) in \$/t	750	740	750	750



Pulses	State	Market	Pulses Variety/Origin (Rs in Qtl)	12-May-21	6-May-21	13-Apr-21	13-May-20
Urad	Tamil Nadu	Chennai	Urad FAQ (Burma) in \$/t	NA	NA	NA	NA
Urad	Tamil Nadu	Chennai	Urad SQ (Burma) in \$/t	NA	NA	NA	NA
Urad	Maharashtra	Mumbai	Urad SQ (Burma) in \$/t	850	840	885	830
Urad	West Bengal	Kolkatta	Urad FAQ (Burma)	7600	7450	7600	6550
Urad	Maharashtra	Mumbai	Urad FAQ (Burma)	7500	7350	7500	6450
Urad	Madhya Pradesh	Indore	Urad (Mah. origin)	Closed	Closed	Closed	Closed
Urad	Madhya Pradesh	Indore	Urad	Closed	Closed	Closed	Closed
Urad	Madhya Pradesh	Harpalpur	Urad	Closed	Closed	Closed	NA
Urad	Madhya Pradesh	Ganjbasa da	Urad	Closed	Closed	Closed	NA
Urad	Rajasthan	Jaipur	Urad	Closed	Closed	7800	Closed
Urad	Rajasthan	Kekri	Urad	Closed	Closed	7200	Closed
Urad	Rajasthan	Bundi	Urad	Closed	Closed	6750	Closed
Urad	Maharashtra	Ahmednagar	Urad	Closed	7400	7500	7000
Urad	Maharashtra	Barshi	Urad	Closed	7000	7400	6500
Urad	Maharashtra	Jalna	Urad	NA	NA	Closed	NA
Urad	Maharashtra	Latur	Urad	Closed	NA	NA	NA
Urad	Uttar Pradesh	Jhansi	Urad	NA	NA	Closed	Closed
Urad	Karnataka	Sedam	Urad	NA	NA	Closed	NA
Urad	Gujarat	Dahod	Urad	Closed	Closed	6500	5800
Urad	Madhya Pradesh	Ashok Nagar	Urad Desi	Closed	Closed	Closed	NA
Urad	Madhya Pradesh	Neemuch	Urad Desi	Closed	Closed	Closed	Closed
Urad	Madhya Pradesh	Pipariya	Urad Desi	Closed	Closed	Closed	NA
Urad	Rajasthan	Ramganj	Urad Desi	Closed	Closed	6750	Closed
Urad	Rajasthan	Bhilwara	Urad Desi	Closed	NA	NA	Closed
Urad	Maharashtra	Jalgoan	Urad Desi	7800	7600	7800	Closed
Urad	Maharashtra	Udgir	Urad Desi	Closed	Closed	Closed	Closed

Pulses	State	Market	Pulses Variety/Origin (Rs in Qtl)	12-May-21	6-May-21	13-Apr-21	13-May-20
Urad	Maharashtra	Akola	Urad Desi	Closed	7400	7500	6800
Urad	Uttar Pradesh	Kanpur	Urad Desi	Closed	7400	7400	6800
Urad	Telangana	Adilabad	Urad Desi	NA	NA	NA	NA
Urad	Telangana	Warangal	Urad Desi	NA	NA	NA	NA
Urad	Delhi	Delhi	Urad Desi	7600	7500	7300	6600
Urad	Karnataka	Gulbarga	Urad FAQ	Closed	Closed	Closed	6400
Urad	Delhi	Delhi	Urad FAQ	7800	7650	7700	6900
Urad	Tamil Nadu	Chennai	Urad FAQ (Chota Dana)	7675	7450	7450	6650
Urad	Delhi	Delhi	Urad SQ	8350	8150	8350	7200
Urad	Tamil Nadu	Chennai	Urad SQ	8150	8100	8250	7100
Urad	Andhra Pradesh	Vijaywada	Urad (Polish)	Closed	Closed	Closed	Closed
Urad	Andhra Pradesh	Guntur	Urad (Polish)	Closed	Closed	7550	7000
Urad	Andhra Pradesh	Guntur	Urad (Unpolish)	Closed	Closed	7350	6500
Urad	Andhra Pradesh	Vijaywada	Urad Sada(Bada)	Closed	Closed	Closed	Closed
Urad	Andhra Pradesh	Guntur	Urad Gota Branded	Closed	Closed	10600	10000
Urad	Madhya Pradesh	Dabra	Urad Kali	Closed	Closed	NA	NA
Urad	Madhya Pradesh	Dabra	Urad Lal	Closed	Closed	NA	NA
Urad	Madhya Pradesh	Dabra	Urad Rangoli	Closed	Closed	NA	NA
Urad	Madhya Pradesh	Bina	Urad (Black and Brown)	NA	NA	NA	Closed
Urad	Madhya Pradesh	Indore	Urad Dall Mogar (General-Average)	Closed	Closed	Closed	Closed
Urad	Rajasthan	Bikaner	Urad Dall Split (Average)	Closed	Closed	9700	Closed
Urad	Jharkhand	Jamshedpur	Urad Dall Mogar	NR	NR	NR	Closed
Urad	Karnataka	Gulbarga	Urad Dall Mogar (Local branded)	Closed	Closed	Closed	11500
Urad	Andhra Pradesh	Guntur	Urad Dall (Branded)	Closed	Closed	10600	10000

Pulses	State	Market	Pulses Weekly Arrivals	12-May-21	6-May-21	13-Apr-21	13-May-20
Chana	Delhi	Delhi	Chana Both(MP and Raj. Origin) in Motors/trucks	15	10	25	7
Chana	Rajasthan	Ramganj	Chana (Both Desi and kantewala) in Qtls.	Closed	Closed	800	Closed
Chana	Madhya Pradesh	Indore	Chana Kantewala/Katawala in Qtls.	Closed	Closed	Closed	Closed
Chana	Madhya Pradesh	Dewas	Chana Kantewala/Katawala in Qtls.	Closed	Closed	Closed	600
Chana	Madhya Pradesh	Neemuch	Chana Kantewala/Katawala in Qtls.	Closed	Closed	Closed	Closed
Chana	Madhya Pradesh	Rajgarh	Chana Kantewala/Katawala in Qtls.	closed	NR	NR	Closed
Chana	Madhya Pradesh	Dabra	Kabuli Chana in Qtls.	Closed	Closed	NA	NA
Chana	Madhya Pradesh	Bhind	Chana Desi in Qtls.	30	30	NR	25
Chana	Madhya Pradesh	Bina	Chana Desi in Qtls.	NA	NA	NA	Closed
Chana	Madhya Pradesh	Dabra	Chana Desi in Qtls.	Closed	Closed	2000	500
Chana	Madhya Pradesh	Dabra	Chana Dall in Qtls.	Closed	Closed	NA	NA
Chana	Madhya Pradesh	Ganjbasoda	Chana Desi in Qtls.	Closed	Closed	Closed	2000
Chana	Madhya Pradesh	Gwalior	Chana Desi in Qtls.	Closed	Closed	Closed	Closed
Chana	Madhya Pradesh	Harda	Chana Desi in Qtls.	Closed	Closed	Closed	NA
Chana	Madhya Pradesh	Morena	Chana Desi in Qtls.	Closed	Closed	NA	NA
Chana	Madhya Pradesh	Pipariya	Chana Desi in Qtls.	Closed	Closed	Closed	NA
Chana	Madhya Pradesh	AsokNagar	Chana Desi in Qtls.	Closed	Closed	Closed	1200
Chana	Madhya Pradesh	Katni	Chana Desi in Qtls.	Closed	Closed	Closed	4000
Chana	Rajasthan	Bundi	Chana Desi in Qtls.	Closed	Closed	520	Closed
Chana	Rajasthan	Ajmer	Chana Desi in Qtls.	Closed	Closed	2500	Closed
Chana	Rajasthan	Alwar	Chana Desi in Qtls.	Closed	NA	400	Closed
Chana	Rajasthan	Kekri	Chana Desi in Qtls.	Closed	Closed	1000	Closed

Pulses	State	Market	Pulses Weekly Arrivals	12-May-21	6-May-21	13-Apr-21	13-May-20
Chana	Rajasthan	Sriganganagar	Chana Desi in Qtls.	Closed	Closed	300	Closed
Chana	Maharashtra	Amaravati	Chana Desi in Qtls.	Closed	2000	Closed	Closed
Chana	Maharashtra	Barshi	Chana Desi in Qtls.	Closed	5000	7000	1500
Chana	Maharashtra	Jalgoan	Chana Desi in Qtls.	200	100	200	Closed
Chana	Uttar Pradesh	Jhansi	Chana Desi in Qtls.	NA	NA	Closed	Closed
Chana	Andhra Pradesh	Vijaywada	Chana Desi in Qtls.	Closed	Closed	Closed	Closed
Chana	Maharashtra	Hinganga	Chana Desi in Qtls.	Closed	NA	3500	Closed
Chana	Madhya Pradesh	Ujjain	Chana in Qtls.	Closed	Closed	Closed	NA
Chana	Maharashtra	Amednagar	Chana in Qtls.	Closed	500	800	400
Chana	Maharashtra	Akola	Chana in Qtls.	Closed	800	1000	50
Chana	Maharashtra	Nagpur	Chana in Qtls.	3000	Closed	5000	15000
Chana	Karnataka	Sedam	Chana in Qtls.	NA	NA	Closed	100
Chana	Chhattisgarh	Raipur	Chana in Qtls.	Closed	Closed	200	200
Chana	Maharashtra	Jalna	Chana Gauran in Qtls.	700	500	Closed	500
Chana	Maharashtra	Jalna	Chana Pila in Qtls.	500	300	Closed	200
Chana	Maharashtra	Latur	Chana Mixed (Mill) in Qtls.	Closed	10000	12000	20000
Chana	Maharashtra	Nanded	Chana Annagiri in Qtls.	Closed	1000	Closed	100
Chana	Maharashtra	Solapur	Chana Annagiri in Qtls.	800	400	3000	500
Chana	Maharashtra	Udgir	Chana Annagiri in Qtls.	Closed	Closed	Closed	Closed
Chana	Karnataka	Gulbarga	Chana Annagiri in Qtls.	Closed	Closed	Closed	500
Masur	Uttar Pradesh	Jhansi	Masur in Qtls.	NA	NA	Closed	Closed
Masur	Bihar	Patna	Masur in Qtls.	NR	NR	NR	NA

Pulses	State	Market	Pulses Weekly Arrivals	12-May-21	6-May-21	13-Apr-21	13-May-20
Masur	Chhattisgarh	Raipur	Masur in Qtls.	Closed	Closed	500	100
Masur	Madhya Pradesh	Gwalior	Masur in Qtls.	Closed	Closed	Closed	Closed
Masur	Madhya Pradesh	Bina	Masur Kali in Qtls.	NA	NA	NA	Closed
Masur	Madhya Pradesh	Dabra	Masur Medium in Qtls.	Closed	Closed	NA	NA
Masur	Madhya Pradesh	Rajgarh	Masur Medium in Qtls.	Closed	NR	NR	Closed
Masur	Madhya Pradesh	Indore	Masur Medium (Barik) in Qtls.	Closed	Closed	Closed	Closed
Masur	Madhya Pradesh	AsokNagar	Masur Desi in Qtls.	Closed	Closed	Closed	400
Masur	Madhya Pradesh	Pipariya	Masur Desi in Qtls.	Closed	Closed	Closed	NA
Masur	Madhya Pradesh	GanjBasoda	Masur Desi in Qtls.	Closed	Closed	Closed	3000
Masur	Madhya Pradesh	Vidisha	Masur Desi in Qtls.	Closed	Closed	300	Closed
Masur	Madhya Pradesh	Katni	Masur Desi in Qtls.	Closed	Closed	Closed	2500
Masur	Madhya Pradesh	Neemuch	Masur Desi in Qtls.	Closed	Closed	Closed	Closed
Masur	Rajasthan	Bhilwara	Masur Desi in Qtls.	Closed	NA	NA	Closed
Moong	Rajasthan	Ajmer	Moong Desi in Qtls.	Closed	Closed	800	Closed
Moong	Rajasthan	Merta City	Moong Desi in Qtls.	Closed	Closed	1000	Closed
Moong	Maharashtra	Udgir	Moong Desi in Qtls.	Closed	Closed	Closed	Closed
Moong	Madhya Pradesh	Pipariya	Moong Desi in Qtls.	Closed	Closed	Closed	NA
Moong	Uttar Pradesh	Hathras	Moong Desi in Qtls.	NA	NA	NA	Closed
Moong	Rajasthan	Sriganganagar	Moong in Qtls.	Closed	Closed	NA	Closed
Moong	Rajasthan	Kekri	Moong in Qtls.	Closed	Closed	500	Closed
Moong	Andhra Pradesh	Vijaywada	Moong in Qtls.	Closed	Closed	Closed	Closed
Moong	Maharashtra	Akola	Moong in Qtls.	Closed	50	50	50

Pulses	State	Market	Pulses Weekly Arrivals	12-May-21	6-May-21	13-Apr-21	13-May-20
Moong	Maharashtra	Barshi	Moong in Qtls.	Closed	25	25	NA
Moong	Maharashtra	Latur	Moong in Qtls.	Closed	NA	NA	NA
Moong	Madhya Pradesh	Harda	Moong in Qtls.	Closed	Closed	Closed	1700
Moong	Maharashtra	Jalgoan	Moong Chamki in Qtls.	NA	NA	NA	Closed
Moong	Maharashtra	Jalna	Moong Chamki in Qtls.	NA	NA	Closed	NA
Moong	Karnataka	Gulbarga	Moong Chamki in Qtls.	Closed	Closed	Closed	100
Moong	Madhya Pradesh	Indore	Moong Chamki in Qtls.	Closed	Closed	Closed	Closed
Moong	Maharashtra	Amednagar	Moong (Polish) in Qtls.	Closed	100	200	50
Moong	Karnataka	Yadgir	Moong Polish in Qtls.	NA	NA	Closed	NA
Moong	Maharashtra	Jalna	Moong Gauran in Qtls.	NA	NA	Closed	NA
Moong	Karnataka	Sedam	Moong Green in Qtls.	NA	NA	Closed	NA
Moong	Karnataka	Gulbarga	Moong FAQ in Qtls.	Closed	Closed	Closed	NA
Moong	Uttar Pradesh	Kanpur	Moong (UP line) in Qtls.	NA	NA	Closed	NA
Moth	Rajasthan	Nokha	Moth in Qtls.	Closed	1000	1500	Closed
Peas	Madhya Pradesh	Dabra	Peas White in Qtls.	Closed	Closed	NA	NA
Peas	Madhya Pradesh	Harpalpur	Peas White in Qtls.	Closed	Closed	Closed	200
Peas	Uttar Pradesh	Jhansi	Peas White in Qtls.	NA	NA	Closed	Closed
Tur	Karnataka	Sedam	Tur Red in Qtls.	NA	NA	Closed	150
Tur	Karnataka	Yadgir	Tur Red in Qtls.	NA	NA	Closed	200
Tur	Uttar Pradesh	Hathras	Tur Red in Qtls.	NA	NA	NA	Closed
Tur	Maharashtra	Akola	Tur Red in Qtls.	Closed	1000	2000	600
Tur	Maharashtra	Amaravati	Tur Red in Qtls.	Closed	3500	Closed	Closed
Tur	Maharashtra	Latur	Tur Red in Qtls.	Closed	3000	5000	15000

Pulses	State	Market	Pulses Weekly Arrivals	12-May-21	6-May-21	13-Apr-21	13-May-20
Tur	Maharashtra	Udgir	Tur Red in Qtls.	Closed	Closed	Closed	Closed
Tur	Karnataka	Yadgir	Tur White in Qtls.	NA	NA	Closed	120
Tur	Maharashtra	Jalgaon	Tur white in Qtls.	100	100	100	Closed
Tur	Maharashtra	Jalna	Tur White in Qtls.	200	200	Closed	300
Tur	Maharashtra	Latur	Tur White in Qtls.	Closed	NA	NA	NA
Tur	Maharashtra	Jalna	Tur BDM in Qtls.	100	100	Closed	100
Tur	Maharashtra	Jalna	Tur Red (Variety-Maruti) in Qtls.	NA	NA	Closed	50
Tur	Madhya Pradesh	Indore	Tur Mah. Origin in Qtls.	Closed	Closed	Closed	Closed
Tur	Madhya Pradesh	Morena	Tur Desi in Qtls.	Closed	Closed	NA	100
Tur	Madhya Pradesh	Pipariya	Tur Desi in Qtls.	Closed	Closed	Closed	NA
Tur	Madhya Pradesh	Katni	Tur Desi in Qtls.	Closed	Closed	Closed	50
Tur	Madhya Pradesh	Bhind	Tur in Qtls.	50	50	NR	50
Tur	Madhya Pradesh	Dabra	Tur in Qtls.	Closed	Closed	NA	NA
Tur	Maharashtra	Amednagar	Tur in Qtls.	Closed	1500	1000	300
Tur	Maharashtra	Barshi	Tur in Qtls.	Closed	300	500	300
Tur	Maharashtra	Solapur	Tur in Qtls.	500	600	1500	600
Tur	Maharashtra	Hinganghat	Tur in Qtls.	Closed	4500	2500	Closed
Tur	Chhattisgarh	Raipur	Tur in Qtls.	Closed	Closed	200	100
Urad	Madhya Pradesh	AsokNagar	Urad Desi in Qtls.	Closed	Closed	Closed	NA
Urad	Madhya Pradesh	Neemuch	Urad Desi in Qtls.	Closed	Closed	Closed	Closed
Urad	Maharashtra	Akola	Urad Desi in Qtls.	Closed	50	50	50
Urad	Maharashtra	Jalgaon	Urad Desi in Qtls.	NA	NA	NA	Closed

Pulses	State	Market	Pulses Weekly Arrivals	12-May-21	6-May-21	13-Apr-21	13-May-20
Urad	Maharashtra	Udgir	Urad Desi in Qtls.	Closed	Closed	Closed	Closed
Urad	Rajasthan	Bhilwara	Urad Desi in Qtls.	Closed	NA	NA	Closed
Urad	Rajasthan	Ramganj	Urad Desi in Qtls.	Closed	Closed	20	Closed
Urad	Madhya Pradesh	Bina	Urad in Qtls.	NA	NA	NA	Closed
Urad	Madhya Pradesh	Ganjbasoda	Urad in Qtls.	Closed	Closed	Closed	NA
Urad	Madhya Pradesh	Harpalpur	Urad in Qtls.	Closed	Closed	Closed	NA
Urad	Madhya Pradesh	Pipariya	Urad in Qtls.	Closed	Closed	Closed	NA
Urad	Rajasthan	Bundi	Urad in Qtls.	Closed	Closed	10	Closed
Urad	Rajasthan	Kekri	Urad in Qtls.	Closed	Closed	500	Closed
Urad	Maharashtra	Amednagar	Urad in Qtls.	Closed	100	300	50
Urad	Maharashtra	Barshi	Urad in Qtls.	Closed	200	300	300
Urad	Maharashtra	Jalna	Urad in Qtls.	NA	NA	Closed	NA
Urad	Maharashtra	Latur	Urad in Qtls.	Closed	NA	NA	NA
Urad	Uttar Pradesh	Jhansi	Urad in Qtls.	NA	NA	Closed	Closed
Urad	Karnataka	Sedam	Urad in Qtls.	NA	NA	Closed	NA
Urad	Madhya Pradesh	Dabra	Urad Kali in Qtls.	Closed	Closed	NA	NA
Urad	Madhya Pradesh	Dabra	Urad Lal in Qtls.	Closed	Closed	NA	NA
Urad	Madhya Pradesh	Dabra	Urad Rangoli in Qtls.	Closed	Closed	NA	NA
Urad	Madhya Pradesh	Indore	Urad (Mah. origin) in Qtls.	Closed	Closed	Closed	Closed
Urad	Karnataka	Gulbarga	Urad FAQ in Qtls.	Closed	Closed	Closed	50
Urad	Andhra Pradesh	Vijaywada	Urad (Polis) in Qtls.	Closed	Closed	Closed	Closed

Gram Dal Wholesale Prices (Rs./Qtl.)			
Date	12-May-21	6-May-21	13-Apr-21
Centre	Gram Dal	Gram Dal	Gram Dal
NORTH ZONE			
CHANDIGARH	5800	5800	5800



Gram Dal Wholesale Prices (Rs./Qtl.)			
Date	12-May-21	6-May-21	13-Apr-21
Centre	Gram Dal	Gram Dal	Gram Dal
DELHI	5650	5600	5500
HISAR	7500	7500	7000
KARNAL	NR	7300	6100
PANCHKULA	6500	6200	6000
GURGAON	7200	7200	NR
SHIMLA	7035	7035	6850
MANDI	6992	6992	6570
DHARAMSHALA	7700	7700	6700
SOLAN	7000	7000	6500
UNA	7600	7600	NR
SRINAGAR	NR	NR	7000
JAMMU	7200	7300	6600
POONCH	NR	NR	NR
AMRITSAR	NR	NR	NR
LUDHIANA	6600	6600	6700
BATHINDA	7200	NR	6000
LUCKNOW	NR	NR	NR
KANPUR	7000	7000	6500
VARANASI	7300	NR	6200
AGRA	6900	NR	NR
JHANSI	6700	NR	6200
MEERUT	NR	NR	6570
ALLAHABAD	7100	7200	NR
GORAKHPUR	6000	6000	6000
DEHRADUN	6900	NR	6900
HALDWANI	7100	NR	7000
RUDRAPUR	6900	NR	6800
HARIDWAR	7400	NR	7400
<b>WEST ZONE</b>			
RAIPUR	8500	NR	NR
DURG	NR	NR	NR
AMBIKAPUR	8400	8400	8400
BILASPUR	6600	NR	6500
JAGDALPUR	6800	6800	6400
PANAJI	7250	7100	6850

Gram Dal Wholesale Prices (Rs./Qtl.)			
Date	12-May-21	6-May-21	13-Apr-21
Centre	Gram Dal	Gram Dal	Gram Dal
AHMEDABAD	6200	6200	6200
RAJKOT	6080	6280	6090
SURAT	6600	6600	6600
BHUJ	6600	6600	6500
BHOPAL	6555	6655	6650
INDORE	6700	6710	6730
GWALIOR	7100	7200	6300
JABALPUR	8500	8500	NR
REWA	5500	5500	5500
SAGAR	NR	NR	8700
JHABUA	NR	7000	7000
HOSHANGABAD	NR	7000	NR
SHAHNOL	5600	5400	5500
UJJAIN	5500	5500	6500
MUMBAI	6400	6400	6200
NAGPUR	NR	NR	NR
PUNE	NR	NR	NR
NASHIK	6200	6000	6000
JAIPUR	7000	7200	6800
JODHPUR	NR	6050	NR
KOTA	6000	NR	NR
UDAIPUR	NR	NR	NR
<b>EAST ZONE</b>			
PATNA	7200	7200	6700
BHAGALPUR	7200	7200	5800
PURNIA	6900	7200	5800
DARBHANGA	7300	NR	6200
GAYA	7000	7000	6500
MUZZAFARPUR	7000	NR	6300
RANCHI	7000	7000	6600
BHUBANESHWAR	7000	7200	6800
CUTTACK	6900	NR	NR
SAMBALPUR	6800	6800	6600
ROURKELA	NR	NR	6500
BERHAMPUR	6800	NR	6400

Gram Dal Wholesale Prices (Rs./Qtl.)			
Date	12-May-21	6-May-21	13-Apr-21
Centre	Gram Dal	Gram Dal	Gram Dal
JEYPORE	NR	7200	6000
BALASORE	7100	NR	6400
BARIPADA	6800	6400	6700
BALANGIR	NR	NR	6600
KOLKATA	6900	7000	6700
SILIGURI	7820	7820	7820
PURULIA	6400	6400	6350
KHARAGPUR	NR	NR	6800
RAMPURHAT	6150	6288	6255
MALDA	7800	7800	7800
RAIGANJ	6600	6600	6600
<b>NORTH EAST ZONE</b>			
PORT BLAIR	NR	8000	7500
MAYABUNDER	NR	NR	NR
ITANAGAR	NR	NR	NR
GUWAHATI	7200	7200	6500
IMPHAL	NR	NR	NR
SHILLONG	7793	7793	7000
TURA	NR	7000	NR
JOWAI	8000	7800	7000
AIZAWL	NR	7000	NR
DIMAPUR	NR	7700	6400
GANGTOK	NR	NR	7000
AGARTALA	7600	7600	6400
<b>SOUTH ZONE</b>			
VIJAYWADA	NR	NR	6500
VISAKHAPATNAM	6900	6900	6500
KURNOOL	NR	NR	NR
TIRUPATHI	6900	6900	NR
BENGALURU	6000	6400	6000
DHARWAD	NR	NR	6500
MANGALORE	7000	NR	7000
MYSORE	NR	NR	7100
T.PURAM	6900	6900	6800
ERNAKULAM	NR	7400	7000

Gram Dal Wholesale Prices (Rs./Qtl.)			
Date	12-May-21	6-May-21	13-Apr-21
Centre	Gram Dal	Gram Dal	Gram Dal
KOZHIKODE	NR	7300	6900
THRISSUR	NR	6500	6500
PALAKKAD	NR	7600	7000
WAYANAD	7200	7200	6800
PUDUCHERRY	7000	6900	NR
CHENNAI	NR	6900	6500
DINDIGUL	6950	6950	6950
THIRUCHIRAPALLI	7400	7500	6800
COIMBATORE	7200	7200	6600
TIRUNELVELI	7000	7000	7000
CUDDALORE	7500	6500	6500
DHARMAPURI	6800	6800	6200
VELLORE	7000	7000	6800
RAMANATHAPURAM	NR	NR	6300
HYDERABAD	NR	NR	NR
KARIMNAGAR	6000	6100	6000
WARANGAL	NR	NR	6800
ADILABAD	NR	NR	NR
SURYAPET	6500	6500	6000
JADCHERLA	NR	6500	NR

Tur Arhar Wholesale Prices (Rs./Qtl.)			
Date	12-May-21	6-May-21	13-Apr-21
Centre	Tur/ Arhar Dal	Tur/ Arhar Dal	Tur/ Arhar Dal
NORTH ZONE			
CHANDIGARH	9700	9700	9400
DELHI	8800	8800	8700
HISAR	11000	11000	9000
KARNAL	NR	9900	9500
PANCHKULA	10000	9200	9200
GURGAON	10000	10000	9000
SHIMLA	10200	10200	10200
MANDI	10350	10350	9948
DHARAMSHALA	10700	10700	10700
SOLAN	10300	10300	9800
UNA	NR	10700	NR

Tur Arhar Wholesale Prices (Rs./Qtl.)			
Date	12-May-21	6-May-21	13-Apr-21
Centre	Tur/ Arhar Dal	Tur/ Arhar Dal	Tur/ Arhar Dal
SRINAGAR	NR	NR	9000
JAMMU	10600	10600	10000
POONCH	NR	NR	NR
AMRITSAR	NR	NR	NR
LUDHIANA	9500	9500	9800
BATHINDA	10200	NR	9700
LUCKNOW	NR	NR	NR
KANPUR	10500	10500	10300
VARANASI	10200	NR	9450
AGRA	9920	NR	NR
JHANSI	10200	NR	9500
MEERUT	NR	NR	9850
ALLAHABAD	10100	10200	NR
GORAKHPUR	9000	9000	9000
DEHRADUN	9900	NR	9800
HALDWANI	10000	NR	10000
RUDRAPUR	9900	NR	9900
HARIDWAR	10000	NR	10200
WEST ZONE			
RAIPUR	10000	NR	NR
DURG	NR	NR	NR
AMBIKAPUR	9800	9800	9800
BILASPUR	8200	NR	8000
JAGDALPUR	7000	7000	6500
PANAJI	10000	10000	9800
AHMEDABAD	8900	8900	8900
RAJKOT	8110	8300	8300
SURAT	9600	9500	9500
BHUJ	9200	9200	9000
BHOPAL	9430	9435	9430
INDORE	9315	9350	9340
GWALIOR	10700	10600	10200
JABALPUR	11400	11400	NR
REWA	9200	9200	9200
SAGAR	NR	NR	9200

Tur Arhar Wholesale Prices (Rs./Qtl.)			
Date	12-May-21	6-May-21	13-Apr-21
Centre	Tur/ Arhar Dal	Tur/ Arhar Dal	Tur/ Arhar Dal
JHABUA	NR	10000	10000
HOSHANGABAD	NR	NR	NR
SHAHNOL	9400	9800	9200
UJJAIN	9600	9600	8500
MUMBAI	9700	9700	9500
NAGPUR	NR	NR	NR
PUNE	NR	NR	NR
NASHIK	10500	10500	10500
JAIPUR	11000	11000	10400
JODHPUR	NR	9500	NR
KOTA	9000	NR	NR
UDAIPUR	9500	9500	9500
<b>EAST ZONE</b>			
PATNA	11000	11000	9500
BHAGALPUR	9800	9500	9500
PURNIA	10000	10000	9700
DARBHANGA	9300	NR	8500
GAYA	9800	9800	9500
MUZZAFARPUR	10300	NR	9800
RANCHI	9600	9600	9500
BHUBANESHWAR	10000	10000	9800
CUTTACK	9600	NR	NR
SAMBALPUR	10000	10000	9800
ROURKELA	NR	NR	9500
BERHAMPUR	9700	NR	9500
JEYPORE	NR	9800	9800
BALASORE	10800	NR	10600
BARIPADA	10000	10000	9500
BALANGIR	NR	NR	9500
KOLKATA	10000	10000	9800
SILIGURI	6640	6640	6525
PURULIA	10500	10500	8300
KHARAGPUR	NR	NR	11800
RAMPURHAT	9550	9500	10070
MALDA	11500	11500	11500

Tur Arhar Wholesale Prices (Rs./Qtl.)			
Date	12-May-21	6-May-21	13-Apr-21
Centre	Tur/ Arhar Dal	Tur/ Arhar Dal	Tur/ Arhar Dal
RAIGANJ	9600	9600	9600
<b>NORTH EAST ZONE</b>			
PORT BLAIR	NR	10800	10300
MAYABUNDER	NR	NR	NR
ITANAGAR	NR	NR	NR
GUWAHATI	10000	9500	9500
IMPHAL	NR	NR	NR
SHILLONG	10700	10700	10700
TURA	NR	10000	NR
JOWAI	10500	10500	10600
AIZAWL	NR	10500	NR
DIMAPUR	NR	9600	10500
GANGTOK	NR	NR	10700
AGARTALA	10500	10500	9400
<b>SOUTH ZONE</b>			
VIJAYWADA	NR	NR	10000
VISAKHAPATNAM	9200	9200	9000
KURNOOL	NR	NR	NR
TIRUPATHI	9300	9300	NR
BENGALURU	10500	9500	10000
DHARWAD	NR	NR	9200
MANGALORE	9800	NR	9000
MYSORE	NR	NR	10800
T.PURAM	10000	10000	9900
ERNAKULAM	NR	10400	10400
KOZHIKODE	NR	10500	10200
THRISSUR	NR	8900	8900
PALAKKAD	NR	9800	9800
WAYANAD	10000	10000	9500
PUDUCHERRY	10800	10800	NR
CHENNAI	NR	9600	9300
DINDIGUL	9900	9900	9900
THIRUCHIRAPALLI	10700	10700	10500
COIMBATORE	10600	10600	10400
TIRUNELVELI	10000	10000	10000

Tur Arhar Wholesale Prices (Rs./Qtl.)			
Date	12-May-21	6-May-21	13-Apr-21
Centre	Tur/ Arhar Dal	Tur/ Arhar Dal	Tur/ Arhar Dal
CUDDALORE	11500	10500	10500
DHARMAPURI	9800	9800	9600
VELLORE	10500	10500	10000
RAMANATHAPURAM	NR	NR	9800
HYDERABAD	NR	NR	NR
KARIMNAGAR	9300	9300	9300
WARANGAL	NR	NR	9800
ADILABAD	NR	NR	NR
SURYAPET	10300	10300	9500
JADCHERLA	NR	10000	NR

Urad Dal Wholesale Prices (Rs./Qtl.)			
Date	12-May-21	6-May-21	13-Apr-21
Centre	Urad Dal	Urad Dal	Urad Dal
NORTH ZONE			
CHANDIGARH	9650	9400	9500
DELHI	9500	9500	9200
HISAR	10000	10000	8800
KARNAL	NR	9900	9600
PANCHKULA	10500	9000	9000
GURGAON	9000	9000	9000
SHIMLA	10800	10800	10800
MANDI	10050	10050	9600
DHARAMSHALA	11500	11700	10700
SOLAN	10500	10500	10500
UNA	10000	10000	9700
SRINAGAR	NR	NR	8000
JAMMU	10400	10400	10200
POONCH	NR	NR	NR
AMRITSAR	NR	NR	NR
LUDHIANA	9400	9400	9500
BATHINDA	10300	NR	9900
LUCKNOW	NR	NR	NR
KANPUR	10300	10300	9800
VARANASI	9800	NR	9080



Urad Dal Wholesale Prices (Rs./Qtl.)			
Date	12-May-21	6-May-21	13-Apr-21
Centre	Urad Dal	Urad Dal	Urad Dal
AGRA	9300	NR	NR
JHANSI	9500	NR	9795
MEERUT	NR	NR	9980
ALLAHABAD	13900	14300	NR
GORAKHPUR	9000	9000	9000
DEHRADUN	10000	NR	9900
HALDWANI	10100	NR	10100
RUDRAPUR	9800	NR	9800
HARIDWAR	10300	NR	10300
<b>WEST ZONE</b>			
RAIPUR	10000	NR	NR
DURG	NR	NR	NR
AMBIKAPUR	9500	9500	9500
BILASPUR	8200	NR	8000
JAGDALPUR	8500	8500	9600
PANAJI	10750	10400	10150
AHMEDABAD	8800	8800	8800
RAJKOT	8525	8525	8525
SURAT	9500	9800	9800
BHUJ	9700	9700	9600
BHOPAL	9440	9420	9415
INDORE	9440	9420	9680
GWALIOR	8900	8500	8500
JABALPUR	9700	9800	NR
REWA	7200	7200	7200
SAGAR	NR	NR	9600
JHABUA	NR	9500	9500
HOSHANGABAD	NR	NR	NR
SHAHNOL	8600	8600	9000
UJJAIN	9000	9000	9500
MUMBAI	10000	10500	10500
NAGPUR	NR	NR	NR
PUNE	NR	NR	NR
NASHIK	9500	9300	9300
JAIPUR	9000	9000	8900

Urad Dal Wholesale Prices (Rs./Qtl.)			
Date	12-May-21	6-May-21	13-Apr-21
Centre	Urad Dal	Urad Dal	Urad Dal
JODHPUR	NR	8700	NR
KOTA	8000	NR	NR
UDAIPUR	8500	8500	8500
<b>EAST ZONE</b>			
PATNA	10500	10500	9500
BHAGALPUR	9600	9500	9000
PURNIA	10500	10500	10000
DARBHANGA	10000	NR	10200
GAYA	10000	10000	10000
MUZZAFARPUR	10500	NR	10500
RANCHI	9600	9600	9600
BHUBANESHWAR	10000	10000	9800
CUTTACK	10000	NR	NR
SAMBALPUR	9700	9700	9600
ROURKELA	NR	NR	9700
BERHAMPUR	10500	NR	10500
JEYPORE	NR	10000	10000
BALASORE	9800	NR	9700
BARIPADA	9500	9500	9800
BALANGIR	NR	NR	9700
KOLKATA	9500	9300	9300
SILIGURI	7425	7432	7450
PURULIA	11000	11000	9760
KHARAGPUR	NR	NR	10800
RAMPURHAT	9700	9800	10200
MALDA	9500	9500	9500
RAIGANJ	9600	9600	9600
<b>NORTH EAST ZONE</b>			
PORT BLAIR	NR	11300	11200
MAYABUNDER	NR	NR	NR
ITANAGAR	NR	NR	NR
GUWAHATI	9000	9000	8500
IMPHAL	NR	NR	NR
SHILLONG	10000	10000	10000
TURA	NR	10500	NR

Urad Dal Wholesale Prices (Rs./Qtl.)			
Date	12-May-21	6-May-21	13-Apr-21
Centre	Urad Dal	Urad Dal	Urad Dal
JOWAI	10600	10400	10600
AIZAWL	NR	11000	NR
DIMAPUR	NR	10400	10000
GANGTOK	NR	NR	11000
AGARTALA	9500	9700	9500
<b>SOUTH ZONE</b>			
VIJAYWADA	NR	NR	9800
VISAKHAPATNAM	10900	10900	10800
KURNOOL	NR	NR	NR
TIRUPATHI	10600	10600	NR
BENGALURU	11500	11000	11000
DHARWAD	NR	NR	11800
MANGALORE	10500	NR	10500
MYSORE	NR	NR	11500
T.PURAM	11500	11500	11500
ERNAKULAM	NR	10600	10500
KOZHICODE	NR	11200	11200
THRISSUR	NR	10000	10000
PALAKKAD	NR	10400	9900
WAYANAD	10800	10800	10800
PUDUCHERRY	11200	11400	NR
CHENNAI	NR	11000	10600
DINDIGUL	11900	11900	11900
THIRUCHIRAPALLI	11600	11600	NR
COIMBATORE	11000	11000	11000
TIRUNELVELI	11000	11000	11000
CUDDALORE	12200	11700	11700
DHARMAPURI	10900	10900	10500
VELLORE	11000	11000	11000
RAMANATHAPURAM	NR	NR	11500
HYDERABAD	NR	NR	NR
KARIMNAGAR	10300	10300	10000
WARANGAL	NR	NR	10100
ADILABAD	NR	NR	NR
SURYAPET	10600	10600	10400

Urad Dal Wholesale Prices (Rs./Qtl.)			
Date	12-May-21	6-May-21	13-Apr-21
Centre	Urad Dal	Urad Dal	Urad Dal
JADCHERLA	NR	10500	NR

Moong Dal Wholesale Prices (Rs./Qtl.)			
Date	12-May-21	6-May-21	13-Apr-21
Centre	Moong Dal	Moong Dal	Moong Dal
NORTH ZONE			
CHANDIGARH	9750	9750	9800
DELHI	9250	9200	9000
HISAR	10000	10000	9200
KARNAL	NR	7300	9450
PANCHKULA	9500	9000	10000
GURGAON	9900	9900	9100
SHIMLA	10500	10500	10500
MANDI	10504	10504	10320
DHARAMSHALA	10700	10700	10700
SOLAN	10100	10100	9800
UNA	9900	9900	9600
SRINAGAR	NR	NR	9000
JAMMU	9600	9600	9700
POONCH	NR	NR	NR
AMRITSAR	NR	NR	NR
LUDHIANA	8500	8500	9200
BATHINDA	9900	NR	9800
LUCKNOW	NR	NR	NR
KANPUR	8500	8500	8400
VARANASI	9800	NR	9085
AGRA	9680	NR	NR
JHANSI	9300	NR	9200
MEERUT	NR	NR	9950
ALLAHABAD	9800	9800	NR
GORAKHPUR	10000	10000	10000
DEHRADUN	10100	NR	10100
HALDWANI	10000	NR	9800
RUDRAPUR	9900	NR	9900
HARIDWAR	10500	NR	10500
WEST ZONE			

Moong Dal Wholesale Prices (Rs./Qtl.)			
Date	12-May-21	6-May-21	13-Apr-21
Centre	Moong Dal	Moong Dal	Moong Dal
RAIPUR	9500	NR	NR
DURG	NR	NR	NR
AMBIKAPUR	10200	10200	10200
BILASPUR	9700	NR	9500
JAGDALPUR	9000	9000	NR
PANAJI	9900	9850	9750
AHMEDABAD	9200	9200	9200
RAJKOT	7850	7850	7850
SURAT	8000	8000	9600
BHUJ	8700	8700	9000
BHOPAL	9410	9400	9395
INDORE	9480	9450	9590
GWALIOR	9900	9600	9300
JABALPUR	8600	8600	NR
REWA	7500	7500	7500
SAGAR	NR	NR	8900
JHABUA	NR	9500	10000
HOSHANGABAD	8500	NR	NR
SHAHDOL	9400	9400	9000
UJJAIN	9200	9200	9500
MUMBAI	11000	11000	10700
NAGPUR	NR	NR	NR
PUNE	NR	NR	NR
NASHIK	9800	9500	9500
JAIPUR	9000	9100	9000
JODHPUR	NR	8300	NR
KOTA	7800	NR	NR
UDAIPUR	8500	8500	8500
<b>EAST ZONE</b>			
PATNA	10000	10000	9500
BHAGALPUR	9700	9700	9800
PURNIA	9800	9800	9500
DARBHANGA	9800	NR	9600
GAYA	9700	9700	9500
MUZZAFARPUR	10100	NR	9900

Moong Dal Wholesale Prices (Rs./Qtl.)			
Date	12-May-21	6-May-21	13-Apr-21
Centre	Moong Dal	Moong Dal	Moong Dal
RANCHI	9300	9300	9300
BHUBANESHWAR	9900	9800	9800
CUTTACK	9500	NR	NR
SAMBALPUR	9500	9500	9500
ROURKELA	NR	NR	9200
BERHAMPUR	10000	NR	10000
JEYPORE	NR	9400	9400
BALASORE	10500	NR	10600
BARIPADA	9400	9400	9300
BALANGIR	NR	NR	8900
KOLKATA	10000	9800	9600
SILIGURI	8350	8350	8500
PURULIA	9500	9500	10200
KHARAGPUR	NR	NR	12800
RAMPURHAT	10250	10490	10490
MALDA	10500	10500	10500
RAIGANJ	10000	10000	10000
NORTH EAST ZONE			
PORT BLAIR	NR	10600	10200
MAYABUNDER	NR	NR	NR
ITANAGAR	NR	NR	NR
GUWAHATI	10000	10000	9500
IMPHAL	NR	NR	NR
SHILLONG	9900	9900	9900
TURA	NR	10800	NR
JOWAI	10600	10500	10700
AIZAWL	NR	11000	NR
DIMAPUR	NR	9800	9800
GANGTOK	NR	NR	10200
AGARTALA	9700	9700	9100
SOUTH ZONE			
VIJAYWADA	NR	NR	9900
VISAKHAPATNAM	9600	9600	9600
KURNOOL	NR	NR	NR
TIRUPATHI	9800	9800	NR

Moong Dal Wholesale Prices (Rs./Qtl.)			
Date	12-May-21	6-May-21	13-Apr-21
Centre	Moong Dal	Moong Dal	Moong Dal
BENGALURU	9500	9800	9500
DHARWAD	NR	NR	9800
MANGALORE	10000	NR	10000
MYSORE	NR	NR	10800
T.PURAM	10400	10400	10000
ERNAKULAM	NR	10000	10500
KOZHIKODE	NR	10500	10200
THRISSUR	NR	9700	9700
PALAKKAD	NR	10200	10800
WAYANAD	10100	10100	9500
PUDUCHERRY	9800	10200	NR
CHENNAI	NR	9800	9600
DINDIGUL	9950	9950	9950
THIRUCHIRAPALLI	10000	10000	10000
COIMBATORE	10400	10400	10400
TIRUNELVELI	10500	10500	10500
CUDDALORE	10400	10500	10500
DHARMAPURI	9500	9700	9700
VELLORE	9800	9800	10000
RAMANATHAPURAM	NR	NR	9900
HYDERABAD	NR	NR	NR
KARIMNAGAR	9200	9200	9200
WARANGAL	NR	NR	9400
ADILABAD	NR	NR	NR
SURYAPET	10300	10400	10300
JADCHERLA	NR	10300	NR

Masoor Dal Wholesale Prices (Rs./Qtl.)			
Date	12-May-21	6-May-21	13-Apr-21
Centre	Masoor Dal	Masoor Dal	Masoor Dal
NORTH ZONE			
CHANDIGARH	7900	7900	7900
DELHI	6850	6800	6850
HISAR	9000	9000	7100
KARNAL	NR	8400	7080
PANCHKULA	8000	7500	8000

Masoor Dal Wholesale Prices (Rs./Qtl.)			
Date	12-May-21	6-May-21	13-Apr-21
Centre	Masoor Dal	Masoor Dal	Masoor Dal
GURGAON	7800	7800	NR
SHIMLA	7800	7800	7000
MANDI	7547	7547	7390
DHARAMSHALA	8700	8700	7600
SOLAN	7200	7200	6800
UNA	8600	8600	7350
SRINAGAR	NR	NR	7000
JAMMU	8300	8300	7700
POONCH	NR	NR	NR
AMRITSAR	NR	NR	NR
LUDHIANA	8000	8000	7200
BATHINDA	8000	NR	6900
LUCKNOW	NR	NR	NR
KANPUR	7000	7000	6500
VARANASI	8000	NR	8100
AGRA	7600	NR	NR
JHANSI	7500	NR	6450
MEERUT	NR	NR	7400
ALLAHABAD	6800	6800	NR
GORAKHPUR	7000	7000	7000
DEHRADUN	7800	NR	7800
HALDWANI	7600	NR	7600
RUDRAPUR	7200	NR	7200
HARIDWAR	7900	NR	7900
<b>WEST ZONE</b>			
RAIPUR	8000	NR	NR
DURG	NR	NR	NR
AMBIKAPUR	6500	6500	6500
BILASPUR	7600	NR	7500
JAGDALPUR	7500	7500	6900
PANAJI	8150	8000	7650
AHMEDABAD	6900	6900	6900
RAJKOT	6380	6380	6380
SURAT	7500	7500	7500
BHUJ	8000	8000	7300



Masoor Dal Wholesale Prices (Rs./Qtl.)			
Date	12-May-21	6-May-21	13-Apr-21
Centre	Masoor Dal	Masoor Dal	Masoor Dal
BHOPAL	6855	6860	6854
INDORE	6750	6720	6870
GWALIOR	7000	7200	6300
JABALPUR	8400	8500	NR
REWA	6000	6000	6000
SAGAR	NR	NR	6900
JHABUA	NR	7000	7000
HOSHANGABAD	NR	NR	NR
SHAHNOL	7000	7000	7000
UJJAIN	6700	6700	7500
MUMBAI	7200	7200	7000
NAGPUR	NR	NR	NR
PUNE	NR	NR	NR
NASHIK	7000	6900	6900
JAIPUR	7800	7800	6700
JODHPUR	NR	6550	NR
KOTA	6000	NR	NR
UDAIPUR	NR	7500	7500
<b>EAST ZONE</b>			
PATNA	7500	7500	7400
BHAGALPUR	7100	7000	6800
PURNIA	8000	8000	7200
DARBHANGA	7800	NR	6500
GAYA	7500	7500	6700
MUZZAFARPUR	7700	NR	7300
RANCHI	7500	7500	7000
BHUBANESHWAR	7800	7800	7200
CUTTACK	7600	NR	NR
SAMBALPUR	7700	7700	7200
ROURKELA	NR	NR	6700
BERHAMPUR	7900	NR	7500
JEYPORE	NR	7500	6600
BALASORE	8300	NR	7600
BARIPADA	7700	7700	7000
BALANGIR	NR	NR	7000

Masoor Dal Wholesale Prices (Rs./Qtl.)			
Date	12-May-21	6-May-21	13-Apr-21
Centre	Masoor Dal	Masoor Dal	Masoor Dal
KOLKATA	7700	7600	7000
SILIGURI	6450	6460	6475
PURULIA	6500	6500	6900
KHARAGPUR	NR	NR	10800
RAMPURHAT	7050	7140	7140
MALDA	11000	11000	11000
RAIGANJ	8800	8800	8800
<b>NORTH EAST ZONE</b>			
PORT BLAIR	NR	9100	8500
MAYABUNDER	NR	NR	NR
ITANAGAR	NR	NR	NR
GUWAHATI	8200	8400	7400
IMPHAL	NR	NR	NR
SHILLONG	8800	8800	8800
TURA	NR	8550	NR
JOWAI	9000	8800	8000
AIZAWL	NR	7200	NR
DIMAPUR	NR	8400	7000
GANGTOK	NR	NR	7700
AGARTALA	9300	9100	8500
<b>SOUTH ZONE</b>			
VIJAYWADA	NR	NR	7500
VISAKHAPATNAM	6700	6700	6700
KURNOOL	NR	NR	NR
TIRUPATHI	8000	8000	NR
BENGALURU	7800	6800	7200
DHARWAD	NR	NR	7200
MANGALORE	8200	NR	8000
MYSORE	NR	NR	7200
T.PURAM	7800	7800	7200
ERNAKULAM	NR	8200	8000
KOZHIKODE	NR	8000	7100
THRISSUR	NR	7200	7200
PALAKKAD	NR	8300	7600
WAYANAD	8300	8300	8300

Masoor Dal Wholesale Prices (Rs./Qtl.)			
Date	12-May-21	6-May-21	13-Apr-21
Centre	Masoor Dal	Masoor Dal	Masoor Dal
PUDUCHERRY	8000	7800	NR
CHENNAI	NR	8000	7000
DINDIGUL	7050	7050	7050
THIRUCHIRAPALLI	8200	8200	7700
COIMBATORE	7000	7000	7000
TIRUNELVELI	7000	7000	7000
CUDDALORE	9000	9000	9000
DHARMAPURI	7300	7300	7300
VELLORE	7500	7500	7000
RAMANATHAPURAM	NR	NR	NR
HYDERABAD	NR	NR	NR
KARIMNAGAR	6800	6800	6800
WARANGAL	NR	NR	5200
ADILABAD	NR	NR	NR
SURYAPET	7300	7300	7300
JADCHERLA	NR	6500	NR

#### Disclaimer

The information and opinions contained in the document have been compiled from sources believed to be reliable. The company does not warrant its accuracy, completeness and correctness. Use of data and information contained in this report is at your own risk. This document is not, and should not be construed as, an offer to sell or solicitation to buy any commodities. This document may not be reproduced, distributed or published, in whole or in part, by any recipient hereof for any purpose without prior permission from the Company. IASL and its affiliates and/or their officers, directors and employees may have positions in any commodities mentioned in this document (or in any related investment) and may from time to time add to or dispose of any such commodities (or investment). Please see the detailed disclaimer at <http://www.agriwatch.com/Disclaimer.php> © 2021 Indian Agribusiness Systems Ltd.