

Content:**Highlights*****Domestic & International Market Updates******Pulses-Wise Scenario***

- 1. Chana (Chickpeas / Bengal Gram)***
- 2. Chana Technical Call (Weekly)***
- 3. Matar (Peas)***
- 4. Masoor (Lentils)***
- 5. Tur (Pigeon Peas / Red Gram)***
- 6. Urad (Black Matpe /Black Gram)***
- 7. Moong (Green Gram)***

Appendix

- ✓ *Weekly Planting progress*
- ✓ *Pulses MSP*

Commodity-wise Domestic, International Prices and Arrivals at Different Centers

Weekly Highlights-Domestic Market:
Pulses Sector-Highlights

- **The opening up of the import of Tur and the efforts to know the stocks available in the country** with millers, traders, stockists, and importers have had a cooling impact on the cash market price. The volume of imports is expected to increase from Myanmar. Demand for daal is weak so only when the lockdown is relaxed, some improvement in prices might be seen. Prices of tur (Lemon in Mumbai) decreased by 6.10 % from Rs 6550 to 6150. As the premium of import quota has gone now, the market is adjusting. It may rule near MSP this week. Myanmar quotes have gone up by \$100 to \$840-850 per MT.
- **After the removal of Urad import from the restricted list, the cash market decreased by 16.61 %** from Rs7975 to Rs 6650 for FAQ while for SQ it decreased by 11.5% from Rs8300 to Rs 7400. The import volume is likely to touch 1.00-1.25 lakh MT in June & July. The new season will start in Aug, so the pressure on price may continue until then except for a possible slight recovery as & when the lockdown is relaxed. Quotes in Myanmar increased by \$100 for SQ and \$ 75 for FAQ during last one week.
- **The cash moong market too traded down by Rs 8.16 % from Rs 7350 to Rs 6750 after the** changed import policy. Possible higher imports, clubbed with the arrivals from the summer crop and the expected higher kharif crop by end August, were the key factors in the fall. The quotes in Myanmar stayed steady at \$950 for Anna Seva and \$900 for Pokaku, a similar variety of the Indian FAQ. Agriwatch expects the import flow in June and July to increase to around 50000 to 75000 MT. With the major domestic markets closed, arrivals should increase as and when the markets open. As there is a forecast of normal monsoons this season, there should be a good kharif crop this year. The harvesting of the summer moong is on. Moong may continue to trade below MSP.
- **As there is no change in the import policy of Bengal gram, the cash market may stay steady to slightly weak.** As the prices of other pulses decreased, Chana too traded down by 3.58 % from Rs 5575 to 5375 in Delhi market. More downside is expected as the pressure on the other pulses continues in the near term. The demand for pulses remains weak but chana should be first to pick up given the lowest prices among the pulses. There is no parity for chana import from Russia and Australia at 44 and 66 % applicable duty (plus cess). The Russian and Australian Chana is being offered at \$650 and % \$565 per MT.
- **The import policy for Lentil remains unchanged.As other pulses prices have decreased, the price of Lentil too** decreased by 3.07 % from Rs 6500 to Rs 6300 in Mumbai. As arrivals are low due to the lockdown, the more downward movement is unlikely. We can see a sideways movement right now in the Masur cash market.
- **The central govt. green signaled the procurement of Moong at MSP. It will benefit the Indian farmers, especially,** harda and Hoshangabad region, where farmers have shown 3.33 lakh ha Moong. The Moong crop in this region is in good condition and it will be worth Rs 3500 crores. Right now the pressure seems on price. If govt. starts procurement, some support is expected. The prices of moong has already come down below MSP.It is ruling in the range of Rs 6200 to 6800 in various markets.
- **Good pre-monsoon showers and lower temperatures this month across the country will help retain soil moisture.** It may help to start kharif sowing early. As good rainfall is expected in the monsoon season, kharif crop size would be good this year including Moong too. Farmers have shown 17.82 lakh ha under kharif crop so far against 10.64 lakh ha last year. Under Green gram 14.45 lakh ha have been planted against 8.31 lakh ha last year. Urad has been shown in 2.98 lakh ha against 2.01 lakh ha last year as on May-2021. Sowing area under pulses in the summer

season increased by 67.48 %. Out of total Moong area increased by 73.84%, urad area increased by 48.61 % till 21st May-2021.

Global Market:

The seeded area under dry peas is expected to be slightly higher at 1750 thousand ha in 2021-20 against 1722 thousand ha last year in Canada. However, yield may decline from 2.73 to 2.57 t/ha this year due to average yield expectation owing to the expected uncondusive weather conditions. So, the production is forecast to decrease from 4594 to 4400 thousand tonnes this year. Total supply and the export figure too may decrease from 4927 to 4790 and 3800 to 3700 thousand tonnes respectively. However domestic use may increase from 827 to 840 thousand tonnes this year. The carryout to decrease from 300 to 250 thousand tonnes. Under the prevailing market conditions average year price may hinge in the range of \$330 per metric tonne against \$340 last year. The demand is weak right now.

Lentils production in Canada is expected to decrease from 28.68 in 2020-21 to 2.7 MMT in 2021-22 due to slightly lower area & yield. Export too are expected to decrease by 2 lakh MT to 25 lakh MT in 2021-22. Total supply is expected to decrease from 31.82 to 29.25 lakh MT due to likely lower production in 2021-22. Against it domestic usage. However, domestic use would decrease from 3.27 to 2.75 lakh MT in 2021-22. So carryout stock would stay at same las last year at 1.5 MT. Average yearly price is expected to be in the range of \$ 585 per MT. For 2002-21 it is \$ 600 per MT.

The seeded area under Chickpeas is expected to be slightly lower at 100 thousand ha this year in Canada against 121 thousand ha last year. the yield too may decline from 1.79 to 1.75 t/ha this year. The production of Chickpeas may decrease from 214 to 170 thousand tonne in 2021-22. However, total supply and export may increase slightly from 507 to 520 and 115 to 125 thousand tonnes respectively this year due to low domestic use. The carryout would increase slightly from 305 to 310 thousand tonnes this year. the yearly average price is expected to rule at \$545 per tonne against \$610 last year.

US chickpea production is estimated by USDA to fall below 0.3 Mt, down over 50% from 2018-19, largely due to lower area. For 2020-21, the area seeded is forecast to fall from 2019-20 because of expectations for lower returns relative to other pulse crops. As a result, production is expected to decrease sharply to 200 kt. Supply is expected to decrease only marginally from last year as the lower production is partly offset by large carry-in stocks. Exports are forecast to be higher than the previous year and carry-out stocks are expected to fall but remain burdensome.

Chickpeas production in Australia is expected to increase from 2.81 to 7.55 lakh Mt in 2020-21. Even field peas production would increase from 2.19 to 2.94 lakh MT-n 2020-21. Even lentils production may increase from 5.34 to 6.34 lakh Mt in 2020-21.

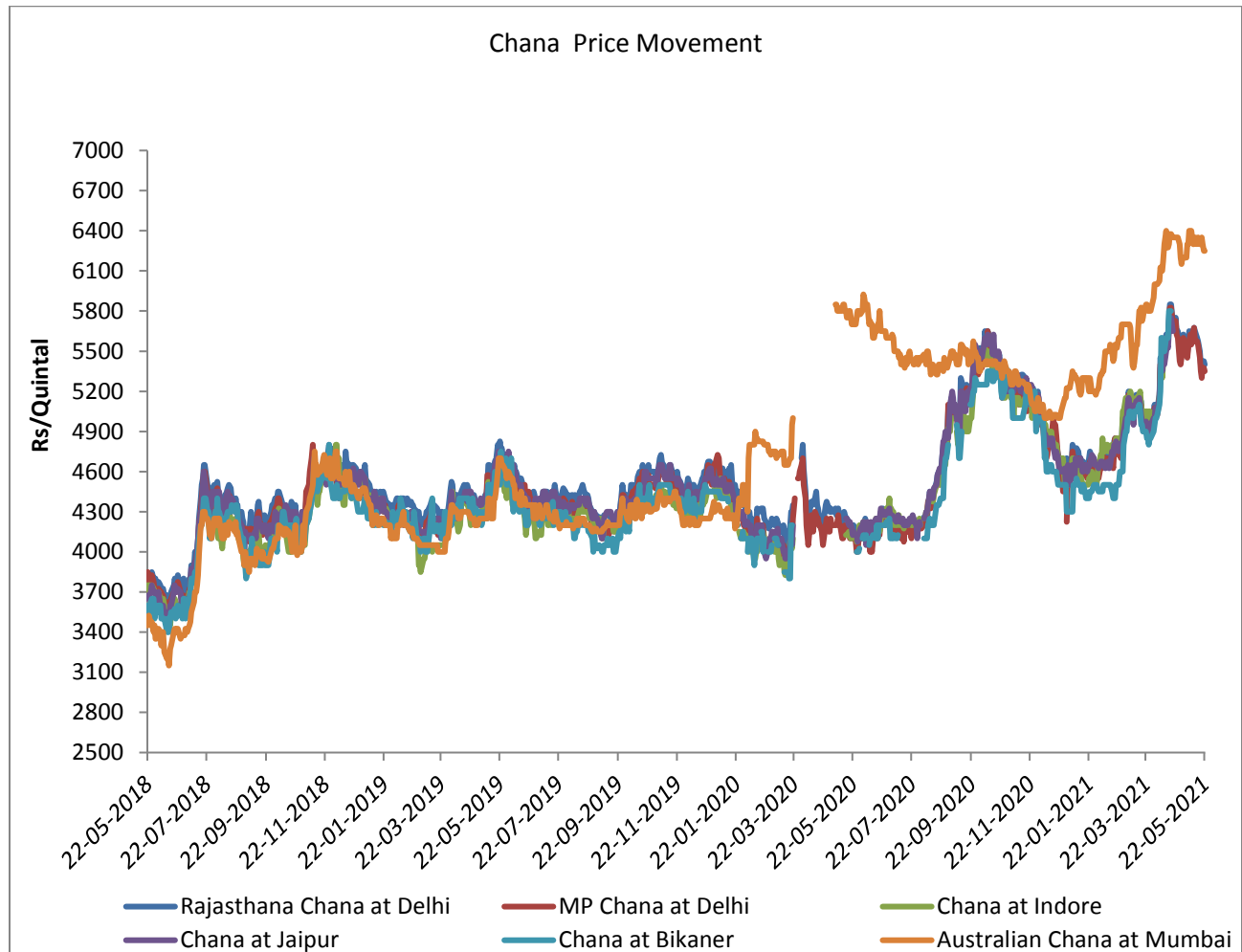
Lentils production in US for 2020 has been pegged at 336,201 MT based on 514,000 acres. Lentil production is up by 40% from last year with a USDA production estimate of 7.41 million cwt. Planted acreage was up 9% from 2019 with 528,000 acres in 2020, and harvested acreage was up even more, 21% at 514,000 acres. Weekly Outlook: - Pulses are likely to trade mixed.

Pulses-Wise Scenario:

Chana

Current Scenario:

Chana may improve slightly and may continue to trade in the range of Rs 5000 to 5400, depending on the market locations. Fundamental remains strong. However, demand is weak due to the ongoing lockdown. If the lockdown is relaxed, some improvement is expected. The bearish outlook for other pulses may affect the upward momentum in Chana too in the medium term. As soon as the lockdown is relaxed, the movement of goods too would increase with arrivals too. In Delhi market prices decreased by 3.98 % to 5393. Even Australian chana too decreased by .0.41% to Rs 6290 Following graph illustrates chana price movement in different markets:



Market Outlook: Steady to slightly weak movement is expected in cash the chana market this week due to extended phase of the lockdown and the week demand. Indian importers have imported around 529089.04 MT chana during April to March 2021. Around 5188.19 Mt has been imported in Mar-2021 including Kabuli chana too.

Chana Weekly Technical Analysis:


Technical Commentary:

- Increasing price & OI hint firm sentiments in futures market in the near term.
- RSI is steady in the neutral region, hints indecision momentum.
- Prices closed above 9 and 18 days EMAs.
- Candlestick chart hints bullish sentiment.

Strategy: But on dip

Supports & Resistances			S1	S2	PCP	R1	R2
Chana	NCDEX	June	5163	5117	5227	5316	5403
Weekly Trade Call*			Call	Entry	T1	T2	SL
Chana	NCDEX	June	Buy above	5210	5275	5300	5175

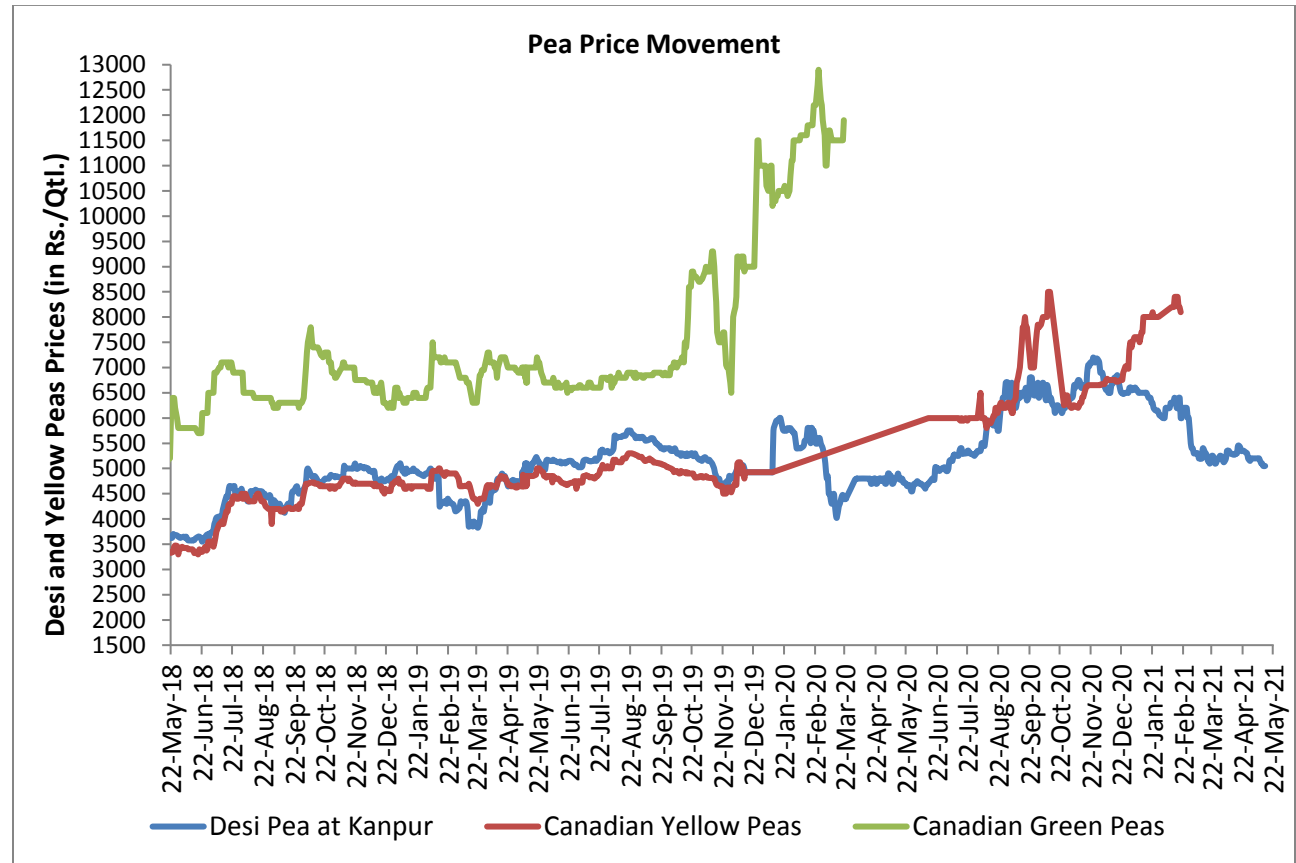
- Do not carry forward stock for next week.

Peas (Matar):

Market Recap:

Govt. has not given any import quota for peas as of now. However, if prices of chana moves up beyond a certain level, govt. has option to import peas and ease supply side in the domestic market. Peas prices traded down despite negligible availability of field peas at ports, the prices of yellow and green peas have decreased with poor demand. Import is not taking place. Demand is weak as other pulses are available comparatively at cheaper price. Matar in Kanpur market is being traded at Rs 5200 per qtl. There was no quotes for green peas as availability is negligible. Market is waiting for govt.'s move on peas import quantity for this financial year and revision in the MIP. Right now the pressure on price continues on all pulses.

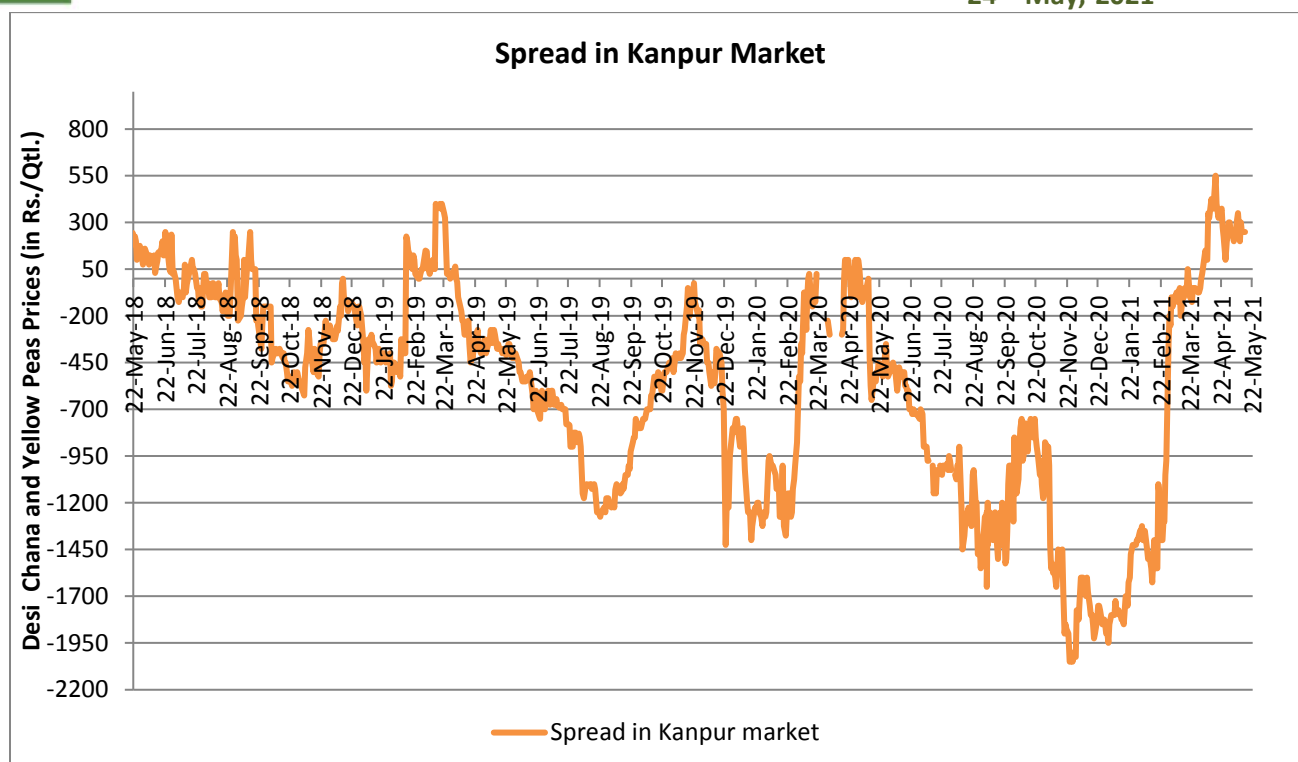
Despite stable demand for yellow peas and daal, prices are expected to trade steady to slightly weak. In Kanpur market prices stayed steady at Rs 5200. It may move further down. Following chart shows price movement in various markets:



Current Market Dynamics & Outlook: Peas market traded slightly steady on decreasing supply side. In Kanpur market it was quoted at Rs 5000 per qtl. Overall, all India average weekly price was down by Rs200 to Rs 5000 per qtl. In Mumbai market, there was no quote for yellow peas as stock has been exhausted. There is no quotes for imported peas as availability is almost nil. Mostly markets remained closed.

Spread With Chana:

Spread between Chana and Peas, at Kanpur market moved in positive zone. Gap has been fulfilled now and it is Rs 370 up now. Spread is expected to remain in the positive zone in May too on relative movement in Chana prices. Overall outlook seems steady to slightly weak this week too.



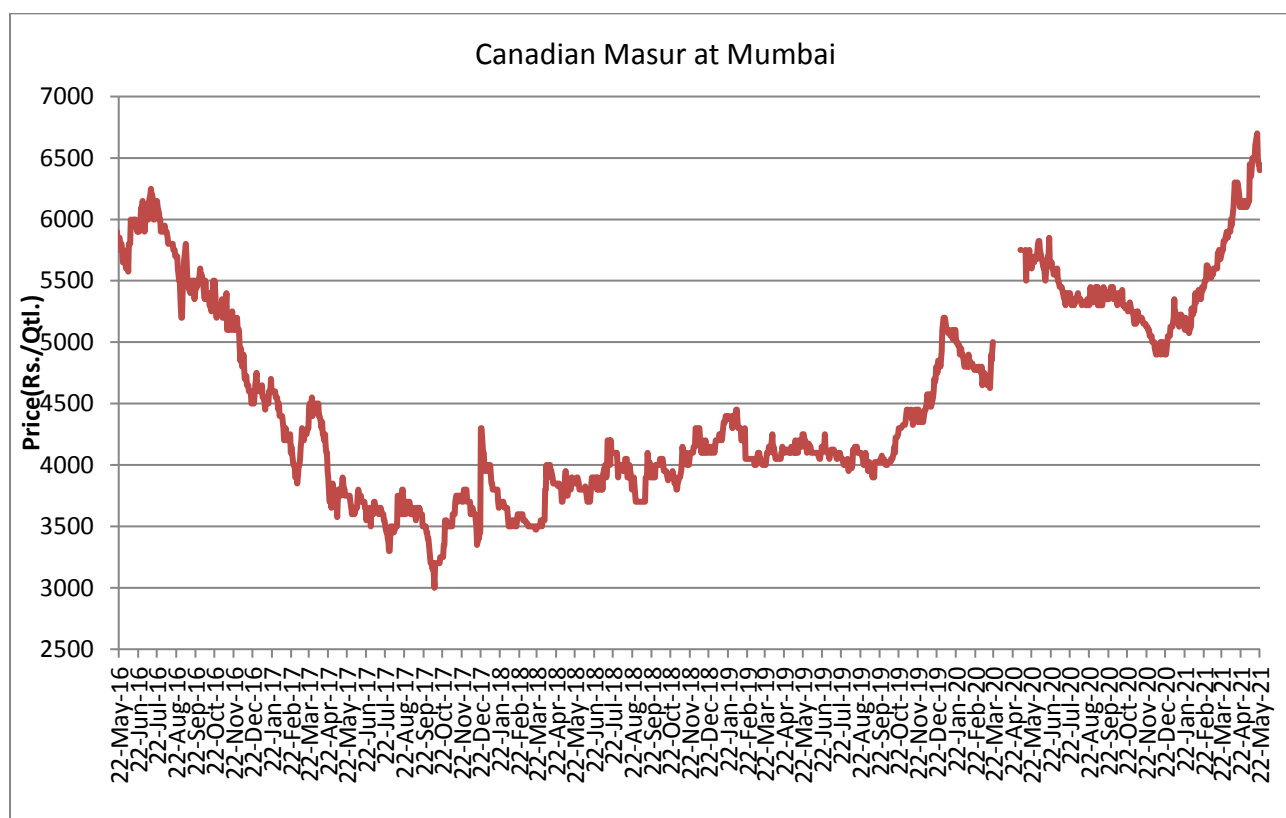
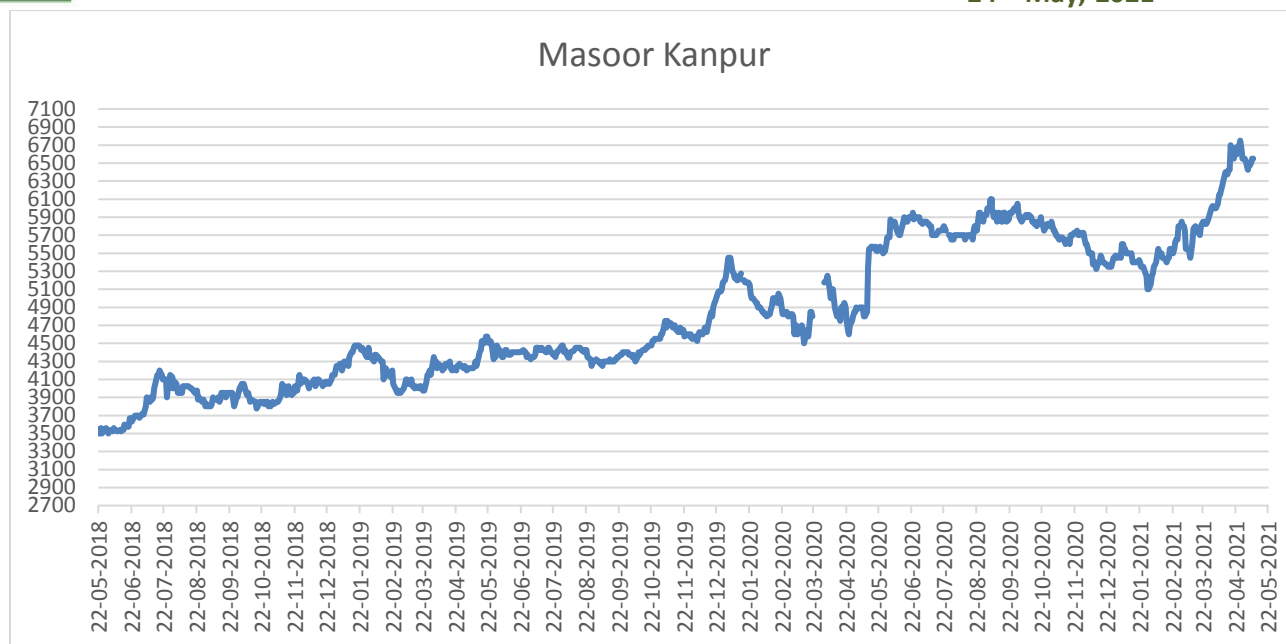
Market Outlook For May: Steady to slightly weak movement is expected in May-2021.

Lentils (Masoor):

Market Recap:

Lentils prices may trade stable to slightly weak despite the extended phase of the lockdown in various states like Karnataka, MP, Mh, West Bengal, Haryana and Delhi. Farmers are unable to bring their produce into the market while the stock of daal in the pipeline is not enough to fill the gap. Raw material for mills is short as farmers are not bring their produce. So, prices have gone up. There is also lobbying for reduction in import duty, so the manipulation can't be ruled out. As soon as the lockdown is relaxed, arrivals may increase and price should decrease to a certain extent. Stock in Canada is at comfortable level and there is talks in the market that some big companies have purchased lentils, who wants deduction in import duty on the basis of higher prevailing prices in the market and the low crop size this year. Govt. may consider reduction in import duty, if prices continue to rule at the current level. In Kanpur market it is ruling at Rs 6650, while imported masur quoted at Rs 6550 at Mumbai port. Nafed too is not able to purchase much quantity even at the prevailing market price due to the low arrivals.

Current Scenario: Stocks at ports too have declined now. At Mumbai port importers are selling masur at Rs 6400-6450. Any spike in masur market is unlikely now due to the weak demand from retail market.



Market Outlook: Prices may trade steady to slightly weak due to the weak demand from mills. Overall tone in masur market remains weak in the 3rd week of May-2021. As soon as the lock down is relaxed, arrival may increase. Down trend in other pulses may affect lentils price too.

Pigeon Pea (Tur/Toor):

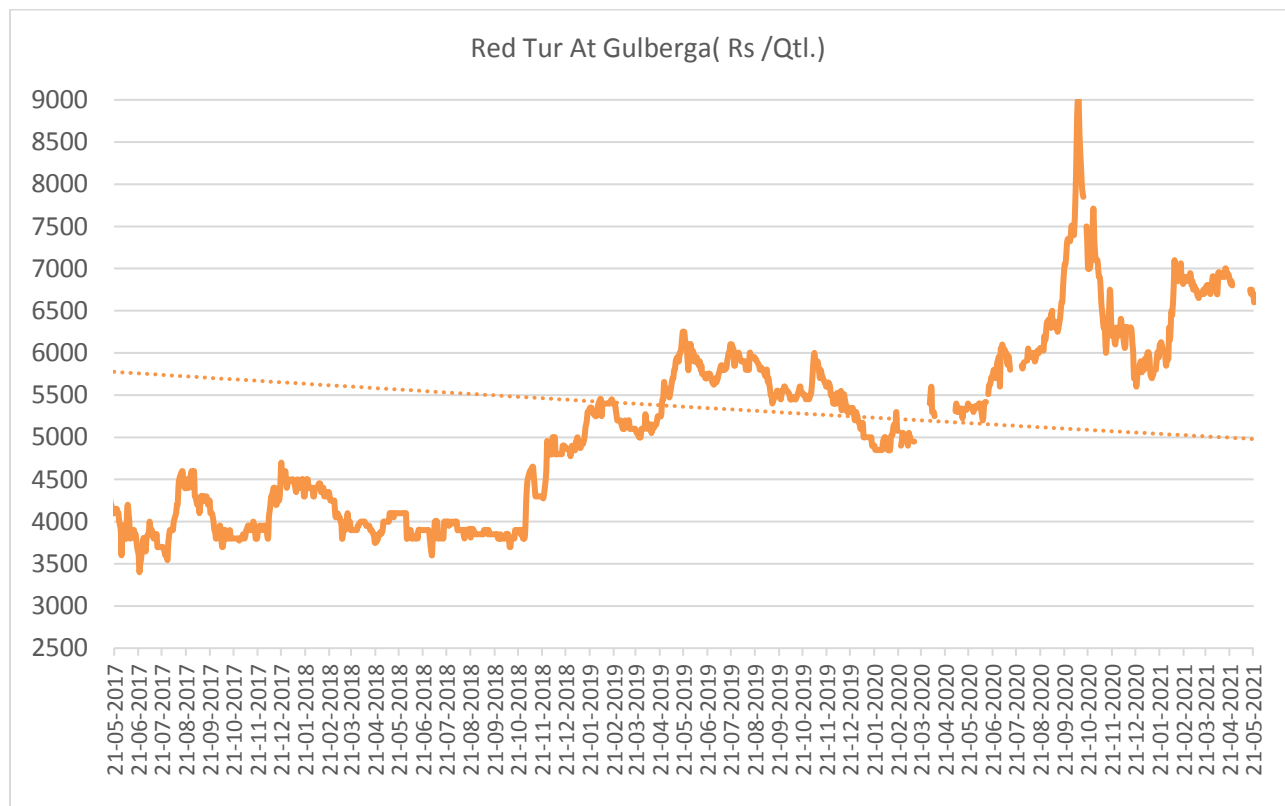
Market Recap:

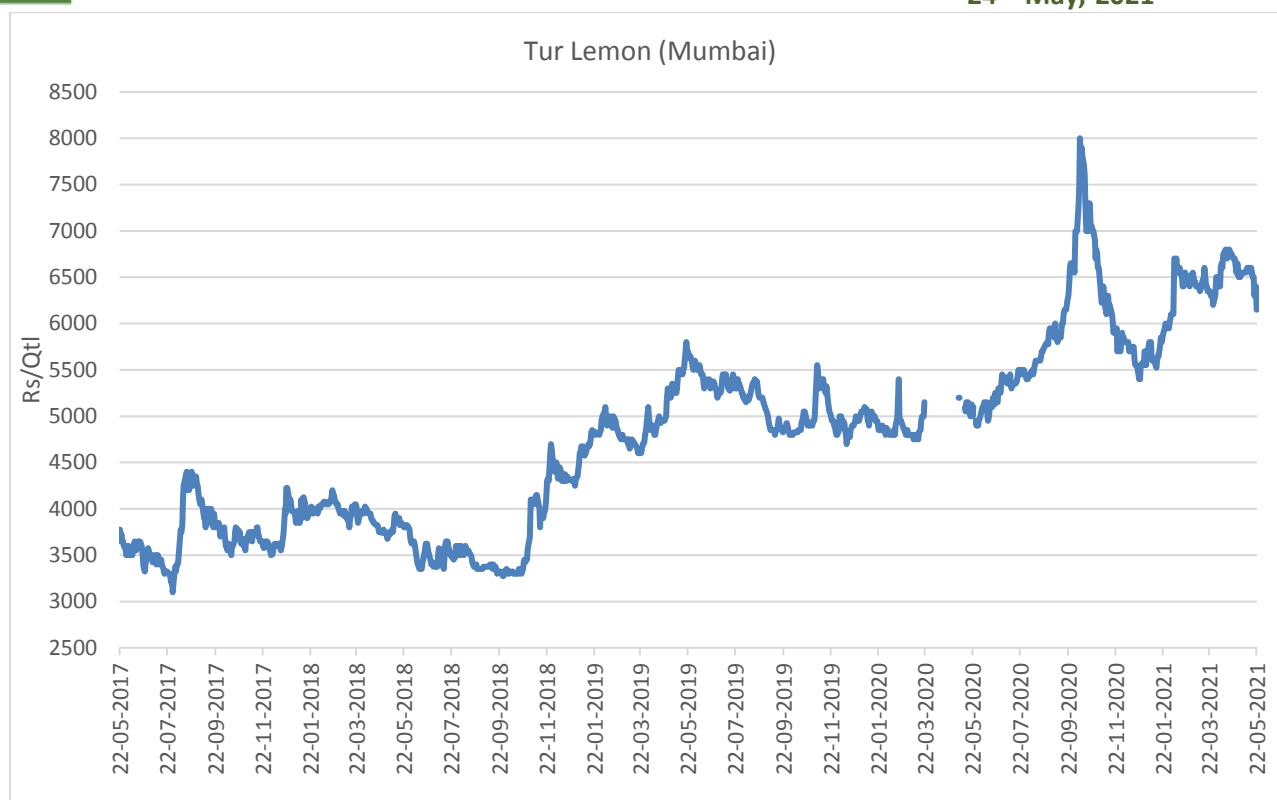
Tur cash market may trade stable to slightly weak as sentiments turned weak with announcement of freeing import. Import volume may increase as there are gossips in the markets that tur may start coming into Indian now as some big companies have already stored it in Myanmar. Fear of the low import volume from overseas markets, low stock with Nafed and stock being in strong hands may push up tur price in the medium term, if lock down is relaxed soon (unlikely). June onward price movement would depend on monsoon rains and sowing progress. In May-June prices may rule in the range of 6200-6600 (loose price).

Current Market Dynamics & Outlook:

India imported around 2287 MT tur in March-2021, the 4th month of the MY-2020-21 for tur. India imported around 4.25 lakh MT tur (Dec-2019 to Nov-2020 last year). This year the volume is 4.97 lakh MT. It would affect total availability in the market. This year (FY) over 5.5 lakh MT import is expected. Stockists and traders may try to push up market by holding crop till Sep-Oct -2021. If monsoon starts with good rainfall, area may increase and good sowing may help market to cool down. But second quarter is very tricky at price point of view. Nafed may release stock to cool down price but not before procurement ends in May.

Nafed has procured 10,929.36 MT Tur, so far at minimum support price of Rs 6000. The maximum (8000 MT) tur has been procured in Karnataka, followed by Mh at 1001 MT. As prices are ruling above MSP, Procurement quantity would be much less than normal expectation. Arrival is lower at this point of time. Farmers are holding stock in anticipation of higher prices in coming weeks.





In the 2nd week of May-2021, average price in Gulberga market remained closed.

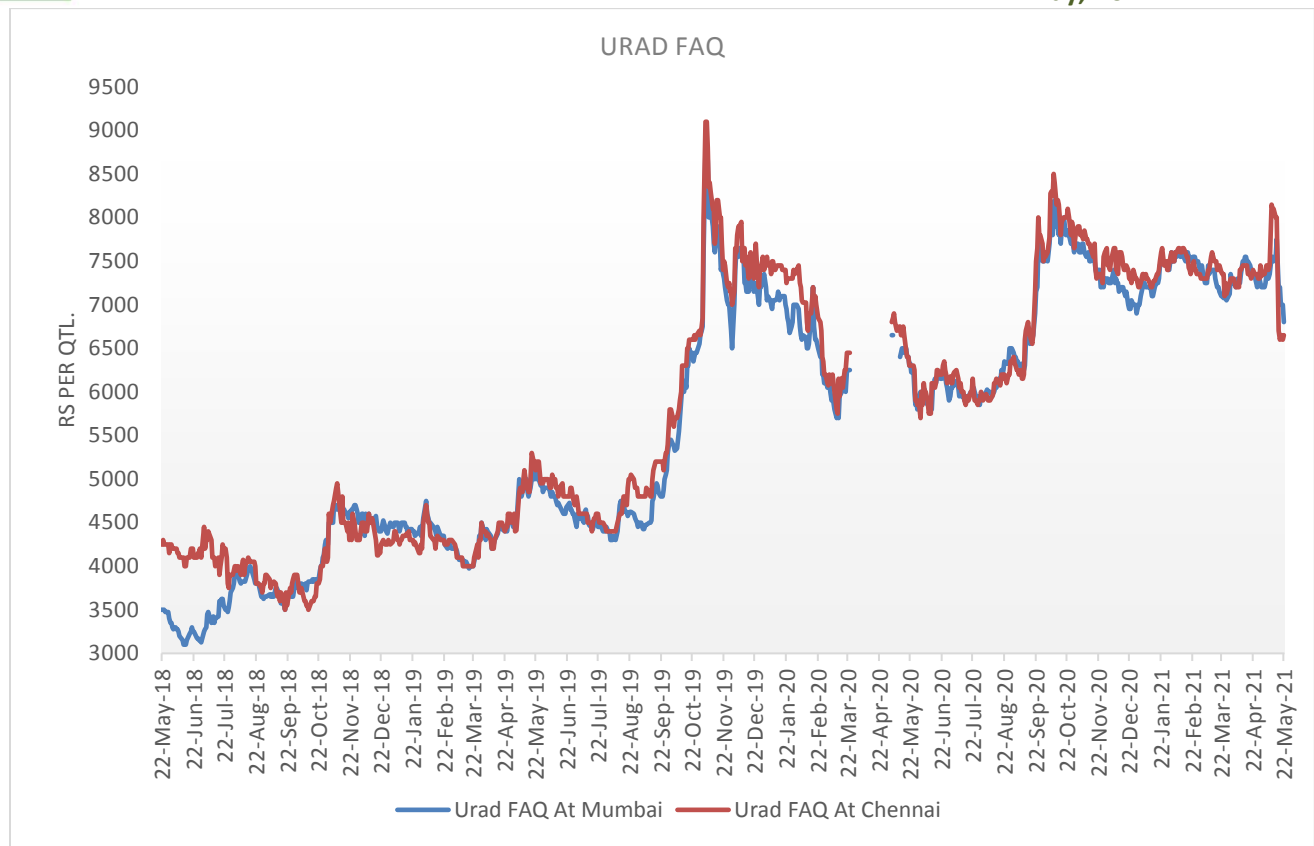
Black Matpe (Urad):

Urad cash market traded weak due to the removed import policy. Demand for daal is weak while farmers/stockists stocks too is coming down. However, free import now may pressurize prices in coming weeks, overall tone seems weak in the near term. Procurement by Nafed is rather slow as prices are ruling above MSP right now and may come down now.

Current Market Dynamics & Outlook:

Arrival from rabi crop is over now while arrival is at its low due the ongoing lockdown .Major urad crop comes in kharif season. As availability in Myanmar too is low and so, price may decrease. India imported around 31573 MT urad in March-2021. From April to March-21-India imported only 3.29 lakh MT urad out of allocated four lakhMT quota.This year too the govt. has allocated 4 lakhMT import quota.import may be delayed due to the legal litigation over allocation algorithm.

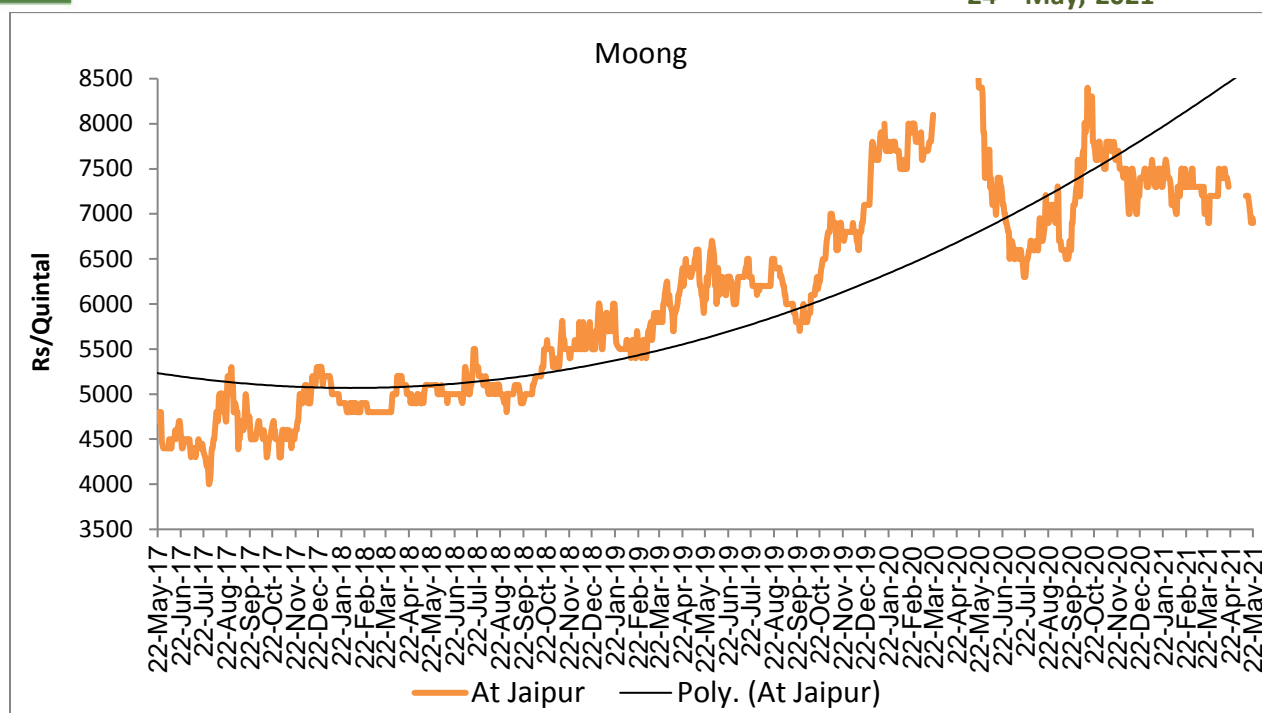
Market Outlook: *Urad Prices are likely to show weak movement.*



Green Gram (Moong):

Market Recap:

Moong cash market is likely to trade down as supply is expected to ease from the summer crop. Pressure might be felt when new crop would start hitting market from Odisha and other states, as soon as the lockdown is relaxed.. Crop condition of moong is good in the Uttar Pradesh, Bihar and Orisha. Import flow too may increase as there is a parity from Myanmar. Prices in the market like Gannavaram traded down at 7000-7100 during the week. In north and central India, prices have decreased below MSP for low quality crop. the downward movement is expected this week in the Moong market. Total production including Rabi is expected to move up by 2.39 lakh Mt to 21.45 lakh Mt this year.



Market Outlook: Moong prices are likely to trade steady to weak in the near term.

Import policy & duty structure:

Commodity	Trade Policy		Tariff Schedule			
	Export	Import	Bound Duty	Proposed Cess in Budget-2021	Import Duty	Total Applied Duty with Cess
Peas (Matar)	Free	Restricted#	50%	40%	10%	50%
{HS Code 0713 10 00}					(w.e.f. 01st April, 2021)	
Bengal gram (Chana)	Free	Free	100%	50%	10%	60%
(HS Code 0713 2020)					(w.e.f. 1st April, 2021)	
Kabuli Chana	Free	Free	100%	30%	10%	40%
(HS code 0713 2010)					(w.e.f. 1st April, 2021)	
Moong	Free	Free	100%	Nil	0%	0%
{HS Code 0713 31 90}					(w.e.f. 15th May, 2021)	
Urad	Free	Free	100%	Nil	0%	0%
{HS Code 0713 31 10}					(w.e.f. 15th May, 2021)	

Lentil (Masur)	Free	Free	100%	20%	10%	30%
{HS Code 0713 40 00}					(w.e.f. 1 st April-2021)	
Pigeon pea (Tur/Arhar)	Free	Free	100%	Nil	10%	10%
{HS Code 0713 60 00}					(w.e.f. 15th May 2021)	
Other pulses	Free	Free	100%	Nil	0%	0%
{HS Code 071332, 33, 39, 50, 90}					(w.e.f. 08th June, 2006)	

Note:

Moong,Urad & Tur import placed from restricted to free list from 15th May-2021

Peas:1.5 lakh MT(yellow ,green and Caspa)

Chana import is duty free from LDC (the Least Developed Countries)

Indian Pulses MSP

MSP (Rs/Quintal)	2010-11	2011-12	2012-13	2013-14	2014-15	2015-16	2016-17	2017-18	2018-19	2019-20	2020-21
Tur (Arhar)	3000*	3200*	3850	4300	4350	4625**	5050**	5450*	5675	5800	6000
Moong	3170*	3500*	4400	4500	4600	4850**	5225**	5575*	6975	7050	7196
Urad	2900*	3300*	4300	4300	4350	4625**	5000**	5400*	5600	5700	6000
Gram	2100	2800	3000	3100	3175	3425	4000	4400**	4620	4875	5100
Lentil (Masur)	2250	2800	2900	2950	3075	3325	3925	4250***	4475	4800	5100
* For 2017-18 Tur (Arhar)5250+ 200 Bonus,Moong5375+ 200 bonus &Urad5200 + 200bonus											

*: Additional Bonus of Rs 500 per quintal for market arrivals within the first two months of harvesting

** : Additional Bonus of Rs 200 per quintal, ***:Additional Bonus of Rs 425 per quintal

Pulses Weekly Price Sheet:

Pulses	State	Market	Pulses Variety/Origin (Rs in Qtl)	20-May-21	12-May-21	20-Apr-21	20-May-20
Chana	Delhi	Delhi	Chana (Australia)	5500	5700	5850	4250
Chana	Maharashtra	Mumbai	Chana (Australia)	6250	6350	6350	5750
Chana	West Bengal	Kolkatta	Chana (Australia)	6350	6450	6450	4300
Chana	Maharashtra	Mumbai	Chana (Australia) in \$/t	NA	NA	NA	NA
Chana	Maharashtra	Mumbai	Chana (Tanzania) in \$/t	NA	NA	NA	NA

Pulses	State	Market	Pulses Variety/Origin (Rs in Qtl)	20-May-21	12-May-21	20-Apr-21	20-May-20
Chana	Maharashtra	Mumbai	Kabuli Chana (Russia) in \$/t	670	670	630	650
Chana	Delhi	Delhi	Chana Kantewala/Katawala (M.P. Origin)	5375	5575	5725	4100
Chana	Rajasthan	Ramganj	Chana (Both Desi and Kantewala)	Closed	Closed	Closed	3840
Chana	Madhya Pradesh	Indore	Chana kantewala/katawala	Closed	Closed	Closed	4100
Chana	Madhya Pradesh	Dewas	Chana Kantewala/Katawala	Closed	Closed	Closed	5300
Chana	Madhya Pradesh	Neemuch	Chana Kantewala/Katawala	Closed	Closed	Closed	Closed
Chana	Madhya Pradesh	Rajgarh	Chana Kantewala/Katawala	NR	closed	NR	Closed
Chana	Maharashtra	Nanded	Chana Kantewala/Katawala	NR	Closed	5700	Closed
Chana	Maharashtra	Barshi	Chana Kantewala/Katawala	4500	Closed	4800	3750
Chana	Maharashtra	Mumbai	Chana (Ethiopia)	NA	NA	NA	NA
Chana	Delhi	Delhi	Chana Rajasthan	5400	5650	Closed	4200
Chana	Maharashtra	Mumbai	Chana (Tanzania)	5000	5100	5250	NA
Chana	Maharashtra	Akola	Chana Annagiri	5100	Closed	5550	4275
Chana	Maharashtra	Latur	Chana Annagiri	4800	Closed	5150	3950
Chana	Maharashtra	Nagpur	Chana Annagiri	Closed	5050	5350	NA
Chana	Maharashtra	Nanded	Chana Annagiri	NR	Closed	5800	Closed
Chana	Maharashtra	Udgir	Chana Annagiri	Closed	Closed	Closed	Closed
Chana	Karnataka	Gulbarga	Chana Annagiri	Closed	Closed	5250	3960
Chana	Delhi	Delhi	Chana Besan	6714	6957	Closed	5429
Chana	Maharashtra	Akola	Chana Chapa	5050	Closed	5500	4200
Chana	Maharashtra	Nagpur	Chana chapa	Closed	5000	5300	NA
Chana	Maharashtra	Barshi	Chana Chapa	4700	Closed	5100	3925

Pulses	State	Market	Pulses Variety/Origin (Rs in Qtl)	20-May-21	12-May-21	20-Apr-21	20-May-20
Chana	Madhya Pradesh	Gwalior	Chana Desi	Closed	Closed	Closed	Closed
Chana	Madhya Pradesh	Harda	Chana Desi	Closed	Closed	Closed	4000
Chana	Madhya Pradesh	Ganjbasoda	Chana Desi	Closed	Closed	Closed	3950
Chana	Madhya Pradesh	Katni	Chana Desi	Closed	Closed	Closed	4090
Chana	Madhya Pradesh	Pipariya	Chana Desi	Closed	Closed	Closed	4050
Chana	Madhya Pradesh	Morena	Chana Desi	NA	Closed	NA	NA
Chana	Madhya Pradesh	Bina	Chana Desi	NA	NA	5350	Closed
Chana	Madhya Pradesh	Dabra	Chana Desi	Closed	Closed	Closed	Closed
Chana	Madhya Pradesh	Ashok Nagar	Chana Desi	Closed	Closed	5500	4000
Chana	Madhya Pradesh	Bhind	Chana Desi	4800	5500	5400	4100
Chana	Maharashtra	Ahmednagar	Chana Desi	4800	Closed	Closed	3850
Chana	Maharashtra	Barshi	Chana Desi	4500	Closed	4800	3750
Chana	Maharashtra	Nagpur	Chana Desi	Closed	4950	5250	NA
Chana	Maharashtra	Hinganghat	Chana Desi	Closed	Closed	5350	Closed
Chana	Rajasthan	Jaipur	Chana Desi	Closed	Closed	Closed	4200
Chana	Rajasthan	Sriganganagar	Chana Desi	Closed	Closed	5825	4875
Chana	Rajasthan	Kekri	Chana Desi	Closed	Closed	Closed	Closed
Chana	Rajasthan	Bundi	Chana Desi	Closed	Closed	5600	4026
Chana	Rajasthan	Ajmer	Chana Desi	Closed	Closed	5480	Closed
Chana	Rajasthan	Alwar	Chana Desi	Closed	Closed	5550	3850
Chana	Andhra Pradesh	Vijaywada	Chana Desi	Closed	Closed	5300	Closed
Chana	Andhra Pradesh	Banaganapalli	Chana Desi	NA	NA	5000	4200

Pulses	State	Market	Pulses Variety/Origin (Rs in Qtl)	20-May-21	12-May-21	20-Apr-21	20-May-20
Chana	Uttar Pradesh	Jhansi	Chana Desi	NA	NA	Closed	NA
Chana	Uttar Pradesh	Kanpur	Chana Desi	Closed	Closed	5700	4225
Chana	Gujarat	Dahod	Chana Desi	Closed	Closed	5150	4000
Chana	Rajasthan	Bikaner	Chana	Closed	Closed	Closed	Closed
Chana	Maharashtra	Jalgaon	Chana	4900	5200	5175	4000
Chana	Maharashtra	Solapur	Chana	5100	5300	5400	4150
Chana	Maharashtra	Amaravati	Chana	Closed	Closed	5200	NA
Chana	Chhattisgarh	Raipur	Chana	5200	Closed	5650	4200
Chana	Karnataka	Sedam	Chana	NA	NA	NA	3900
Chana	Maharashtra	Jalna	Chana Gauran	4700	4900	5050	3850
Chana	Maharashtra	Latur	Chana Gauran	4675	Closed	5050	3900
Chana	Madhya Pradesh	Ujjain	Chana Dollar	Closed	Closed	Closed	5300
Chana	Maharashtra	Jalna	Chana Pila	4750	5000	5175	3900
Chana	Maharashtra	Latur	Chana G 12/Vijay	4900	Closed	5250	4000
Chana	Maharashtra	Udgir	Chana Vijay	Closed	Closed	Closed	Closed
Chana	Madhya Pradesh	Indore	Kabuli Chana 58-60 Export Quality	Closed	Closed	Closed	5600
Chana	Madhya Pradesh	Indore	Kabuli Chana 44-46 Mill Quality	Closed	Closed	Closed	6200
Chana	Maharashtra	Mumbai	Kabuli Chana (Russia)	5300	5400	5600	NA
Chana	Madhya Pradesh	Indore	Raw Kabuli Chana Quality	Closed	Closed	Closed	5400
Chana	Madhya Pradesh	Dabra	Kabuli Chana	Closed	Closed	Closed	Closed
Chana	Maharashtra	Latur	Chana Mixed (Mill)	4675	Closed	5050	3900
Chana	Maharashtra	Akola	Chana Mixed	5000	Closed	5450	4050

Pulses	State	Market	Pulses Variety/Origin (Rs in Qtl)	20-May-21	12-May-21	20-Apr-21	20-May-20
Chana	Maharashtra	Ahmednagar	Chana Vishal	5000	Closed	Closed	4050
Chana	Karnataka	Gulbarga	Chana Dall (Branded)	Closed	Closed	6400	5100
Chana	Madhya Pradesh	Indore	Chana Dall (Average Quality)	Closed	Closed	Closed	5400
Chana	Delhi	Delhi	Chana Dall	6250	6450	Closed	4900
Chana	Maharashtra	Jalgaon	Chana Dall	6400	6500	6600	5400
Chana	Maharashtra	Latur	Chana Dall	6300	Closed	6700	5000
Chana	Madhya Pradesh	Gwalior	Chana Dall	Closed	Closed	Closed	Closed
Chana	Rajasthan	Bikaner	Chana Dall	Closed	Closed	Closed	Closed
Chana	Maharashtra	Nagpur	Chana Dall	Closed	NA	NA	NA
Chana	Madhya Pradesh	Dabra	Chana Dall	Closed	Closed	Closed	Closed
Chana	Karnataka	Gulbarga	Chana Dall	Closed	Closed	6300	5000
Chana	Madhya Pradesh	Pipariya	Chana Dall	Closed	Closed	Closed	5500
Chana	Uttar Pradesh	Kanpur	Chana Dall	Closed	Closed	6750	5350
Chana	Jharkhand	Jamshedpur	Chana Dall	NR	NR	NR	Closed
Chana	Maharashtra	Akola	Chana Dall	6400	Closed	6600	5350
Chana	Maharashtra	Barshi	Chana Dall	6200	Closed	6700	5600
Chana	Madhya Pradesh	Bhind	Chana Dall	7500	7500	7500	5400
Masur	Uttar Pradesh	Kanpur	Masur (Bareilly)	Closed	Closed	6650	5500
Masur	Uttar Pradesh	Kanpur	Masur Mill Quality Kanpur	Closed	Closed	6550	5525
Masur	Madhya Pradesh	Gwalior	Masur	Closed	Closed	Closed	Closed
Masur	Madhya Pradesh	Vidisha	Masur	Closed	Closed	Closed	Closed
Masur	Madhya Pradesh	Ganj Basoda	Masur	Closed	Closed	Closed	5050

Pulses	State	Market	Pulses Variety/Origin (Rs in Qtl)	20-May-21	12-May-21	20-Apr-21	20-May-20
Masur	Madhya Pradesh	Katni	Masur	Closed	Closed	Closed	5100
Masur	Uttar Pradesh	Jhansi	Masur	NA	NA	Closed	NA
Masur	Bihar	Patna	Masur	NR	NR	NR	5600
Masur	Chhattisgarh	Raipur	Masur	6300	Closed	6500	5400
Masur	Madhya Pradesh	Ashok Nagar	Masur Desi	Closed	Closed	6100	5000
Masur	Madhya Pradesh	Pipariya	Masur Desi	Closed	Closed	Closed	NA
Masur	Madhya Pradesh	Neemuch	Masur Desi	Closed	Closed	Closed	Closed
Masur	Madhya Pradesh	Indore	Masur Medium (barik)	Closed	Closed	Closed	5250
Masur	Madhya Pradesh	Dabra	Masur Medium	Closed	Closed	Closed	Closed
Masur	Madhya Pradesh	Rajgarh	Masur Medium	NR	closed	NR	Closed
Masur	Jharkhand	Jamshedpur	Masur Dall Malka	NR	NR	NR	Closed
Masur	Madhya Pradesh	Gwalior	Masur Dall Malka	Closed	Closed	Closed	Closed
Masur	Madhya Pradesh	Indore	Masur Dall (Medium)	Closed	Closed	Closed	7000
Masur	Delhi	Delhi	Masur Dall Choti	8000	8200	Closed	6700
Masur	Delhi	Delhi	Masur Badi /Malka dal	7800	7850	Closed	6550
Masur	Delhi	Delhi	Masur Canadian	6650	6650	Closed	5600
Masur	West Bengal	Kolkatta	Masur (Canada)	6550	6650	6350	5600
Masur	Tamil Nadu	Chennai	Yellow Lentil (Canada Laird No.1)	13000	13000	12000	11000
Masur	Tamil Nadu	Chennai	Yellow Lentil (Canada Laird No.2)	12800	12800	11800	10800
Masur	Tamil Nadu	Chennai	Yellow Lentil (Canada Laird No.3)	12600	12600	11500	10600
Masur	Madhya Pradesh	Indore	Masur Mota Masra	Closed	Closed	Closed	5300
Masur	Madhya Pradesh	Indore	Masur Chota (FAQ)	Closed	Closed	Closed	5275

Pulses	State	Market	Pulses Variety/Origin (Rs in Qtl)	20-May-21	12-May-21	20-Apr-21	20-May-20
Masur	Maharashtra	Mumbai	Masur (Canada)(Container)	6450	6550	6250	5650
Masur	Maharashtra	Mumbai	Masur Vessel	6650	6450	6100	5500
Masur	Delhi	Delhi	Masur (Kotaline)	6800	6950	Closed	5600
Masur	Delhi	Delhi	Masur (Sikri Line)	7100	7350	Closed	5900
Masur	Delhi	Delhi	Masur Chanti-Export Quality	8650	8700	Closed	7100
Masur	Madhya Pradesh	Bina	Masur Kali	NA	NA	6050	Closed
Moong	Maharashtra	Mumbai	Moong Annaseva (Burma) in \$/t	950	950	1020	980
Moong	Maharashtra	Mumbai	Moong Pedishewa/Pedisheva/(Burma) in \$/t	970	970	1000	1050
Moong	Maharashtra	Mumbai	Moong Pokako/Pakaku (Burma) in \$/t	900	900	1000	950
Moong	Maharashtra	Mumbai	Moong (Tanzania)	NA	NA	NA	Closed
Moong	Delhi	Delhi	Moong (Kanpur-U.P.)	Closed	Closed	Closed	NA
Moong	Delhi	Delhi	Moong Desi (Merta City-Raj)	Closed	Closed	Closed	8100
Moong	Delhi	Delhi	Moong (Mertacity Polish-Raj)	Closed	Closed	Closed	NA
Moong	Karnataka	Gulbarga	Moong FAQ	Closed	Closed	6550	NA
Moong	Uttar Pradesh	Kanpur	Moong (UP line)	7000	7500	Closed	8100
Moong	Maharashtra	Akola	Moong	7200	Closed	7700	7800
Moong	Maharashtra	Barshi	Moong	7000	Closed	8000	7300
Moong	Maharashtra	Ahmednagar	Moong	7300	Closed	Closed	8000
Moong	Madhya Pradesh	Harda	Moong	Closed	Closed	Closed	7100
Moong	Rajasthan	Kekri	Moong	Closed	Closed	Closed	Closed
Moong	Maharashtra	Latur	Moong	NA	Closed	NA	NA
Moong	Madhya Pradesh	Dabra	Moong	Closed	Closed	Closed	Closed

Pulses	State	Market	Pulses Variety/Origin (Rs in Qtl)	20-May-21	12-May-21	20-Apr-21	20-May-20
Moong	Rajasthan	Sriganganagar	Moong	Closed	Closed	NA	NA
Moong	Andhra Pradesh	Vijaywada	Moong	Closed	Closed	7000	Closed
Moong	Rajasthan	Ajmer	Moong Desi	Closed	Closed	7300	Closed
Moong	Uttar Pradesh	Hathras	Moong Desi	NA	NA	NA	NA
Moong	Madhya Pradesh	Pipariya	Moong Desi	Closed	Closed	Closed	7000
Moong	Maharashtra	Udgir	Moong Desi	Closed	Closed	Closed	Closed
Moong	Gujarat	Dahod	Moong (Chamki)	Closed	Closed	7000	7400
Moong	Karnataka	Gulbarga	Moong (Chamki)	Closed	Closed	7200	7600
Moong	Madhya Pradesh	Indore	Moong (Chamki)	Closed	Closed	Closed	8200
Moong	Maharashtra	Jalgaon	Moong (Chamki)	7500	8000	7900	8500
Moong	Maharashtra	Jalna	Moong (Chamki)	NA	NA	NA	NA
Moong	Rajasthan	Jaipur	Moong (Chamki)	Closed	Closed	Closed	8600
Moong	Rajasthan	Merta	Moong Chilka	Closed	Closed	Closed	Closed
Moong	Rajasthan	Merta	Moong Mogar	Closed	Closed	Closed	Closed
Moong	Rajasthan	Merta	Moong Polish	Closed	Closed	Closed	Closed
Moong	Karnataka	Yadgir	Moong Polish	NA	NA	NA	NA
Moong	Karnataka	Gulbarga	Moong Dall Mogar (Colourful Branded)	Closed	Closed	9500	10700
Moong	Rajasthan	Bikaner	Moong Dall Split (Average)	Closed	Closed	Closed	Closed
Moong	Delhi	Delhi	Moong (Chilka Dal-Raj)	Closed	Closed	Closed	10000
Moong	Delhi	Delhi	Moong Mogar Dall	Closed	Closed	Closed	10500
Moong	Maharashtra	Akola	Moong Dall Mogar (bold)	9900	Closed	10000	11100
Moong	Madhya Pradesh	Indore	Moong Dall Mogar	Closed	Closed	Closed	11000

Pulses	State	Market	Pulses Variety/Origin (Rs in Qtl)	20-May-21	12-May-21	20-Apr-21	20-May-20
Moong	Jharkhand	Jamshedpur	Moong Dall Mogar	NR	NR	NR	Closed
Moong	Jharkhand	Jamshedpur	Moong Dal Mogar (Sortex)	NR	NR	NR	Closed
Moong	Maharashtra	Mumbai	Moong Kenya	NA	NA	NA	Closed
Moong	Maharashtra	Mumbai	Moong Pokako/Pakkaku	NA	NA	NA	Closed
Moong	Maharashtra	Jalna	Moong Gauran	NA	NA	NA	NA
Moong	Karnataka	Sedam	Moong Green	NA	NA	NA	NA
Moong	West Bengal	Kolkatta	Moong Pedishewa/Pedisheva	NA	NA	NA	NA
Moth	Rajasthan	Jaipur	Moth	Closed	Closed	Closed	8000
Moth	Rajasthan	Nokha	Moth	Closed	Closed	6800	Closed
Moth	Rajasthan	Bhilwara	Moth	Closed	Closed	NA	Closed
Pea	Maharashtra	Mumbai	Peas White/Yellow (America)	NA	NA	NA	NA
Pea	Maharashtra	Mumbai	Peas Green (America)	NA	NA	NA	NA
Pea	Uttar Pradesh	Kanpur	Peas White (Canada)	Closed	Closed	5150	4625
Pea	Maharashtra	Mumbai	Peas White/Yellow (Canada)	NA	NA	NA	NA
Pea	West Bengal	Kolkatta	Peas Yellow/White (Canada)	6000	NA	6300	5750
Pea	Maharashtra	Mumbai	Peas Green (Canada)	NA	NA	NA	NA
Pea	West Bengal	Kolkatta	Peas Green (Canada)	NA	NA	NA	NA
Pea	West Bengal	Kolkatta	Peas Yellow/White (Russia)	NA	NA	NA	NA
Pea	Maharashtra	Mumbai	Peas Yellow (Russia)	NA	NA	NA	NA
Pea	Uttar Pradesh	Kanpur	Peas Desi	Closed	Closed	5350	4725
Pea	Madhya Pradesh	Gwalior	Peas White	Closed	Closed	Closed	Closed
Pea	Madhya Pradesh	Harpalpur	Peas White	Closed	Closed	Closed	4850

Pulses	State	Market	Pulses Variety/Origin (Rs in Qtl)	20-May-21	12-May-21	20-Apr-21	20-May-20
Pea	Uttar Pradesh	Jhansi	Peas White	NA	NA	Closed	NA
Pea	Madhya Pradesh	Dabra	Peas White	Closed	Closed	Closed	Closed
Pea	Delhi	Delhi	Peas Green	12000	12000	Closed	12200
Pea	Madhya Pradesh	Dabra	Peas Green	Closed	Closed	Closed	Closed
Pea	Delhi	Delhi	Peas Yellow	8600	8700	Closed	6500
Pea	Jharkhand	Jamshedpur	Peas Dall	NR	NR	NR	Closed
Pea	Madhya Pradesh	Gwalior	Peas White Dall	Closed	Closed	Closed	Closed
Tur	Maharashtra	Mumbai	Tur Lemon (Burma) in \$/t	900	770	800	610
Tur	Tamil Nadu	Chennai	Tur Lemon (Burma) in \$/t	NA	NA	NA	NA
Tur	Uttar Pradesh	Kanpur	Tur (MP)	Closed	Closed	7000	5250
Tur	Uttar Pradesh	Kanpur	Tur (UP Line)	Closed	Closed	7100	5500
Tur	Maharashtra	Nagpur	Tur (Mah.)	Closed	6900	7000	5300
Tur	Madhya Pradesh	Indore	Tur Mah. Origin	Closed	Closed	Closed	5400
Tur	Maharashtra	Jalna	Tur BDM	6600	6900	6975	5200
Tur	Maharashtra	Hinganghat	Tur	Closed	Closed	7300	Closed
Tur	Maharashtra	Solapur	Tur	6750	7050	7050	5450
Tur	Madhya Pradesh	Katni	Tur	Closed	Closed	Closed	4900
Tur	Madhya Pradesh	Bhind	Tur	5200	5500	4900	4800
Tur	Madhya Pradesh	Dabra	Tur	Closed	Closed	Closed	Closed
Tur	Chhattisgarh	Raipur	Tur	7050	Closed	7450	5650
Tur	Telangana	Warangal	Tur Desi	NA	NA	NA	NA
Tur	Andhra Pradesh	Dhone	Tur Desi	NA	NA	NA	NA
Tur	Madhya Pradesh	Morena	Tur Desi	NA	Closed	NA	4300
Tur	Madhya Pradesh	Pipariya	Tur Desi	Closed	Closed	Closed	5350

Pulses	State	Market	Pulses Variety/Origin (Rs in Qtl)	20-May-21	12-May-21	20-Apr-21	20-May-20
Tur	Karnataka	Gulbarga	Tur Red FAQ	Closed	Closed	6900	5400
Tur	Uttar Pradesh	Hathras	Tur Red Desi	NA	NA	NA	NA
Tur	Maharashtra	Jalna	Tur Red (Variety-Maruti)	NA	NA	NA	5000
Tur	Karnataka	Sedam	Tur Red	NA	NA	NA	5300
Tur	Karnataka	Yadgir	Tur Red	NA	NA	6950	5425
Tur	Maharashtra	Latur	Tur Red	6400	Closed	6700	NA
Tur	Maharashtra	Udgir	Tur Red	Closed	Closed	Closed	Closed
Tur	Maharashtra	Akola	Tur Red	6950	Closed	7225	5500
Tur	Maharashtra	Amaravati	Tur Red	Closed	Closed	6900	NA
Tur	Maharashtra	Ahmednagar	Tur Red	6200	Closed	Closed	4850
Tur	Maharashtra	Barshi	Tur Red	6500	Closed	6700	5200
Tur	Gujarat	Dahod	Tur Red	Closed	Closed	6400	4500
Tur	Karnataka	Yadgir	Tur White	NA	NA	NA	NA
Tur	Gujarat	Dahod	Tur White	Closed	Closed	6600	4500
Tur	Maharashtra	Ahmednagar	Tur White	6300	Closed	Closed	5050
Tur	Maharashtra	Barshi	Tur White	6700	Closed	7000	5050
Tur	Maharashtra	Jalgoan	Tur White Desi	6000	6300	6500	5200
Tur	Maharashtra	Ahmednagar	Tur Black	6100	Closed	Closed	4950
Tur	Maharashtra	Jalna	Tur Black	NA	NA	NA	NA
Tur	Maharashtra	Barshi	Tur Black	6000	Closed	6400	4600
Tur	Maharashtra	Latur	Tur White	NA	Closed	NA	NA
Tur	Maharashtra	Jalna	Tur White	6400	6700	6800	5050
Tur	Andhra Pradesh	Vijaywada	Tur Lemon	Closed	Closed	6700	Closed
Tur	Tamil Nadu	Chennai	Tur Lemon	6400	6450	6500	5150
Tur	West Bengal	Kolkatta	Tur Lemon (Burma)	NA	NA	NA	NA
Tur	Delhi	Delhi	Tur Lemon (Burma)	6750	6950	Closed	5350

Pulses	State	Market	Pulses Variety/Origin (Rs in Qtl)	20-May-21	12-May-21	20-Apr-21	20-May-20
Tur	Maharashtra	Mumbai	Tur Lemon (Burma)	6400	6600	6750	5050
Tur	Jharkhand	Jamshedpur	Tur Dall	NR	NR	NR	Closed
Tur	Maharashtra	Jalgaon	Tur Dall	9500	9600	10000	8000
Tur	Madhya Pradesh	Bhind	Tur Dall	10500	11000	11000	9800
Tur	Madhya Pradesh	Pipariya	Tur Dall (Non-Sortex)	Closed	Closed	Closed	9200
Tur	Maharashtra	Akola	Tur Dall Sava no.	9100	Closed	9600	7500
Tur	Maharashtra	Barshi	Tur Dall Sava no.	8700	Closed	8900	7200
Tur	Karnataka	Gulbarga	Tur Sava No. Dall	Closed	Closed	8800	7400
Tur	Maharashtra	Akola	Tur Dall Phatka	9700	Closed	10400	7700
Tur	Maharashtra	Barshi	Tur Dall Phatka	9800	Closed	10000	8200
Tur	Maharashtra	Latur	Tur Dall Phatka	9750	Closed	10200	8000
Tur	Madhya Pradesh	Indore	Tur Dall Phatka (General)	Closed	Closed	Closed	8400
Tur	Karnataka	Gulbarga	Tur Dall Pathka (Sortex)	Closed	Closed	11150	9050
Tur	Karnataka	Gulbarga	Tur Dall Phatka (Non Sortex)	Closed	Closed	10550	9650
Tur	Maharashtra	Latur	Tur Sava Dall	8800	Closed	9400	7600
Urad	Maharashtra	Mumbai	Urad FAQ (Burma) in \$/t	825	750	760	730
Urad	Tamil Nadu	Chennai	Urad FAQ (Burma) in \$/t	NA	NA	NA	NA
Urad	Tamil Nadu	Chennai	Urad SQ (Burma) in \$/t	NA	NA	NA	NA
Urad	Maharashtra	Mumbai	Urad SQ (Burma) in \$/t	950	850	885	790
Urad	West Bengal	Kolkatta	Urad FAQ (Burma)	7100	7600	7500	6550
Urad	Maharashtra	Mumbai	Urad FAQ (Burma)	7000	7500	7400	6400
Urad	Madhya Pradesh	Indore	Urad (Mah. origin)	Closed	Closed	Closed	8200
Urad	Madhya Pradesh	Indore	Urad	Closed	Closed	Closed	8200
Urad	Madhya Pradesh	Harpalpur	Urad	Closed	Closed	Closed	NA

Pulses	State	Market	Pulses Variety/Origin (Rs in Qtl)	20-May-21	12-May-21	20-Apr-21	20-May-20
Urad	Madhya Pradesh	Ganjbasa da	Urad	Closed	Closed	Closed	NA
Urad	Rajasthan	Jaipur	Urad	Closed	Closed	Closed	NA
Urad	Rajasthan	Kekri	Urad	Closed	Closed	Closed	Closed
Urad	Rajasthan	Bundi	Urad	Closed	Closed	6700	3200
Urad	Maharashtra	Ahmednagar	Urad	7000	Closed	Closed	7000
Urad	Maharashtra	Barshi	Urad	7000	Closed	7500	6600
Urad	Maharashtra	Jalna	Urad	NA	NA	NA	NA
Urad	Maharashtra	Latur	Urad	NA	Closed	NA	NA
Urad	Uttar Pradesh	Jhansi	Urad	NA	NA	Closed	NA
Urad	Karnataka	Sedam	Urad	NA	NA	NA	NA
Urad	Gujarat	Dahod	Urad	Closed	Closed	6500	5800
Urad	Madhya Pradesh	Ashok Nagar	Urad Desi	Closed	Closed	NA	NA
Urad	Madhya Pradesh	Neemuch	Urad Desi	Closed	Closed	Closed	Closed
Urad	Madhya Pradesh	Pipariya	Urad Desi	Closed	Closed	Closed	NA
Urad	Rajasthan	Ramganj	Urad Desi	Closed	Closed	Closed	NA
Urad	Rajasthan	Bhilwara	Urad Desi	Closed	Closed	NA	Closed
Urad	Maharashtra	Jalgoan	Urad Desi	7000	7800	7800	7000
Urad	Maharashtra	Udgir	Urad Desi	Closed	Closed	Closed	Closed
Urad	Maharashtra	Akola	Urad Desi	7000	Closed	7400	6800
Urad	Uttar Pradesh	Kanpur	Urad Desi	Closed	Closed	7400	7000
Urad	Telangana	Adilabad	Urad Desi	NA	NA	NA	NA
Urad	Telangana	Warangal	Urad Desi	NA	NA	NA	NA
Urad	Delhi	Delhi	Urad Desi	7100	7600	Closed	6400
Urad	Karnataka	Gulbarga	Urad FAQ	Closed	Closed	7100	6400
Urad	Delhi	Delhi	Urad FAQ	7150	7800	Closed	6500
Urad	Tamil Nadu	Chennai	Urad FAQ (Chota Dana)	6600	7675	7300	6400
Urad	Delhi	Delhi	Urad SQ	7500	8350	Closed	7000
Urad	Tamil Nadu	Chennai	Urad SQ	7500	8150	7900	6900
Urad	Andhra Pradesh	Vijaywada	Urad (Polish)	Closed	Closed	7500	Closed

Pulses	State	Market	Pulses Variety/Origin (Rs in Qtl)	20-May-21	12-May-21	20-Apr-21	20-May-20
Urad	Andhra Pradesh	Guntur	Urad (Polish)	Closed	Closed	7600	7100
Urad	Andhra Pradesh	Guntur	Urad (Unpolish)	Closed	Closed	7400	6700
Urad	Andhra Pradesh	Vijaywada	Urad Sada(Bada)	Closed	Closed	7300	Closed
Urad	Andhra Pradesh	Guntur	Urad Gota Branded	Closed	Closed	10800	9800
Urad	Madhya Pradesh	Dabra	Urad Kali	Closed	Closed	Closed	Closed
Urad	Madhya Pradesh	Dabra	Urad Lal	Closed	Closed	Closed	Closed
Urad	Madhya Pradesh	Dabra	Urad Rangoli	Closed	Closed	Closed	Closed
Urad	Madhya Pradesh	Bina	Urad (Black and Brown)	NA	NA	NA	Closed
Urad	Madhya Pradesh	Indore	Urad Dall Mogar (General-Average)	Closed	Closed	Closed	10000
Urad	Rajasthan	Bikaner	Urad Dall Split (Average)	Closed	Closed	Closed	Closed
Urad	Jharkhand	Jamshedpur	Urad Dall Mogar	NR	NR	NR	Closed
Urad	Karnataka	Gulbarga	Urad Dall Mogar (Local branded)	Closed	Closed	11500	11200
Urad	Andhra Pradesh	Guntur	Urad Dall (Branded)	Closed	Closed	10800	9800

Pulses	State	Market	Pulses Weekly Arrivals	20-May-21	12-May-21	20-Apr-21	20-May-20
Chana	Delhi	Delhi	Chana Both(MP and Raj. Origin) in Motors/trucks	10	15	Closed	12
Chana	Rajasthan	Ramganj	Chana (Both Desi and kantewala) in Qtls.	Closed	Closed	Closed	1464
Chana	Madhya Pradesh	Indore	Chana Kantewala/Katawala in Qtls.	Closed	Closed	Closed	2000
Chana	Madhya Pradesh	Dewas	Chana Kantewala/Katawala in Qtls.	Closed	Closed	Closed	2000
Chana	Madhya Pradesh	Neemuch	Chana Kantewala/Katawala in Qtls.	Closed	Closed	Closed	Closed
Chana	Madhya Pradesh	Rajgarh	Chana Kantewala/Katawala in Qtls.	NR	closed	NR	Closed
Chana	Madhya Pradesh	Dabra	Kabuli Chana in Qtls.	Closed	Closed	Closed	Closed
Chana	Madhya Pradesh	Bhind	Chana Desi in Qtls.	30	30	30	25

Pulses	State	Market	Pulses Weekly Arrivals	20-May-21	12-May-21	20-Apr-21	20-May-20
Chana	Madhya Pradesh	Bina	Chana Desi in Qtls.	NA	NA	1500	Closed
Chana	Madhya Pradesh	Dabra	Chana Desi in Qtls.	Closed	Closed	Closed	Closed
Chana	Madhya Pradesh	Dabra	Chana Dall in Qtls.	Closed	Closed	Closed	Closed
Chana	Madhya Pradesh	Ganjbasoda	Chana Desi in Qtls.	Closed	Closed	Closed	4000
Chana	Madhya Pradesh	Gwalior	Chana Desi in Qtls.	Closed	Closed	Closed	Closed
Chana	Madhya Pradesh	Harda	Chana Desi in Qtls.	Closed	Closed	Closed	200
Chana	Madhya Pradesh	Morena	Chana Desi in Qtls.	NA	Closed	NA	NA
Chana	Madhya Pradesh	Pipariya	Chana Desi in Qtls.	Closed	Closed	Closed	100
Chana	Madhya Pradesh	AsokNagar	Chana Desi in Qtls.	Closed	Closed	2000	1000
Chana	Madhya Pradesh	Katni	Chana Desi in Qtls.	Closed	Closed	Closed	4000
Chana	Rajasthan	Bundi	Chana Desi in Qtls.	Closed	Closed	400	350
Chana	Rajasthan	Ajmer	Chana Desi in Qtls.	Closed	Closed	602	Closed
Chana	Rajasthan	Alwar	Chana Desi in Qtls.	Closed	Closed	152	138
Chana	Rajasthan	Kekri	Chana Desi in Qtls.	Closed	Closed	Closed	Closed
Chana	Rajasthan	Sriganganagar	Chana Desi in Qtls.	Closed	Closed	120	110
Chana	Maharashtra	Amaravati	Chana Desi in Qtls.	Closed	Closed	4000	NA
Chana	Maharashtra	Barshi	Chana Desi in Qtls.	2000	Closed	5000	500
Chana	Maharashtra	Jalgoan	Chana Desi in Qtls.	100	200	200	800
Chana	Uttar Pradesh	Jhansi	Chana Desi in Qtls.	NA	NA	Closed	NA
Chana	Andhra Pradesh	Vijaywada	Chana Desi in Qtls.	Closed	Closed	600	Closed
Chana	Maharashtra	Hinganghat	Chana Desi in Qtls.	Closed	Closed	8000	Closed
Chana	Madhya Pradesh	Ujjain	Chana in Qtls.	Closed	Closed	Closed	150
Chana	Maharashtra	Amednagar	Chana in Qtls.	500	Closed	Closed	600
Chana	Maharashtra	Akola	Chana in Qtls.	500	Closed	1000	100
Chana	Maharashtra	Nagpur	Chana in Qtls.	Closed	3000	2000	NA
Chana	Karnataka	Sedam	Chana in Qtls.	NA	NA	NA	50

Pulses	State	Market	Pulses Weekly Arrivals	20-May-21	12-May-21	20-Apr-21	20-May-20
Chana	Chhattisgarh	Raipur	Chana in Qtls.	150	Closed	300	50
Chana	Maharashtra	Jalna	Chana Gauran in Qtls.	500	700	1000	300
Chana	Maharashtra	Jalna	Chana Pila in Qtls.	300	500	500	200
Chana	Maharashtra	Latur	Chana Mixed (Mill) in Qtls.	15000	Closed	7000	20000
Chana	Maharashtra	Nanded	Chana Annagiri in Qtls.	NR	Closed	5000	Closed
Chana	Maharashtra	Solapur	Chana Annagiri in Qtls.	800	800	400	700
Chana	Maharashtra	Udgir	Chana Annagiri in Qtls.	Closed	Closed	Closed	Closed
Chana	Karnataka	Gulbarga	Chana Annagiri in Qtls.	Closed	Closed	1900	1045
Masur	Uttar Pradesh	Jhansi	Masur in Qtls.	NA	NA	Closed	NA
Masur	Bihar	Patna	Masur in Qtls.	NR	NR	NR	1200
Masur	Chhattisgarh	Raipur	Masur in Qtls.	100	Closed	200	100
Masur	Madhya Pradesh	Gwalior	Masur in Qtls.	Closed	Closed	Closed	Closed
Masur	Madhya Pradesh	Bina	Masur Kali in Qtls.	NA	NA	4000	Closed
Masur	Madhya Pradesh	Dabra	Masur Medium in Qtls.	Closed	Closed	Closed	Closed
Masur	Madhya Pradesh	Rajgarh	Masur Medium in Qtls.	NR	Closed	NR	Closed
Masur	Madhya Pradesh	Indore	Masur Medium (Barik) in Qtls.	Closed	Closed	Closed	800
Masur	Madhya Pradesh	AsokNagar	Masur Desi in Qtls.	Closed	Closed	600	400
Masur	Madhya Pradesh	Pipariya	Masur Desi in Qtls.	Closed	Closed	Closed	NA
Masur	Madhya Pradesh	GanjBastoda	Masur Desi in Qtls.	Closed	Closed	Closed	5000
Masur	Madhya Pradesh	Vidisha	Masur Desi in Qtls.	Closed	Closed	Closed	Closed
Masur	Madhya Pradesh	Katni	Masur Desi in Qtls.	Closed	Closed	Closed	1500
Masur	Madhya Pradesh	Neemuch	Masur Desi in Qtls.	Closed	Closed	Closed	Closed
Masur	Rajasthan	Bhilwara	Masur Desi in Qtls.	Closed	Closed	NA	Closed
Moong	Rajasthan	Ajmer	Moong Desi in Qtls.	Closed	Closed	200	Closed
Moong	Rajasthan	Merta City	Moong Desi in Qtls.	Closed	Closed	Closed	Closed
Moong	Maharashtra	Udgir	Moong Desi in Qtls.	Closed	Closed	Closed	Closed

Pulses	State	Market	Pulses Weekly Arrivals	20-May-21	12-May-21	20-Apr-21	20-May-20
Moong	Madhya Pradesh	Pipariya	Moong Desi in Qtls.	Closed	Closed	Closed	400
Moong	Uttar Pradesh	Hathras	Moong Desi in Qtls.	NA	NA	NA	NA
Moong	Rajasthan	Sriganganagar	Moong in Qtls.	Closed	Closed	NA	NA
Moong	Rajasthan	Kekri	Moong in Qtls.	Closed	Closed	Closed	Closed
Moong	Andhra Pradesh	Vijaywada	Moong in Qtls.	Closed	Closed	600	Closed
Moong	Maharashtra	Akola	Moong in Qtls.	50	Closed	50	50
Moong	Maharashtra	Barshi	Moong in Qtls.	25	Closed	25	50
Moong	Maharashtra	Latur	Moong in Qtls.	NA	Closed	NA	NA
Moong	Madhya Pradesh	Harda	Moong in Qtls.	Closed	Closed	Closed	4200
Moong	Maharashtra	Jalgaon	Moong Chamki in Qtls.	NA	NA	NA	100
Moong	Maharashtra	Jalna	Moong Chamki in Qtls.	NA	NA	NA	NA
Moong	Karnataka	Gulbarga	Moong Chamki in Qtls.	Closed	Closed	100	100
Moong	Madhya Pradesh	Indore	Moong Chamki in Qtls.	Closed	Closed	Closed	500
Moong	Maharashtra	Ahmednagar	Moong (Polish) in Qtls.	100	Closed	Closed	100
Moong	Karnataka	Yadgir	Moong Polish in Qtls.	NA	NA	NA	NA
Moong	Maharashtra	Jalna	Moong Gauran in Qtls.	NA	NA	NA	NA
Moong	Karnataka	Sedam	Moong Green in Qtls.	NA	NA	NA	NA
Moong	Karnataka	Gulbarga	Moong FAQ in Qtls.	Closed	Closed	10	NA
Moong	Uttar Pradesh	Kanpur	Moong (UP line) in Qtls.	NA	NA	Closed	10
Moth	Rajasthan	Nokha	Moth in Qtls.	Closed	Closed	1500	Closed
Peas	Madhya Pradesh	Dabra	Peas White in Qtls.	Closed	Closed	Closed	Closed
Peas	Madhya Pradesh	Harpalpur	Peas White in Qtls.	Closed	Closed	Closed	100
Peas	Uttar Pradesh	Jhansi	Peas White in Qtls.	NA	NA	Closed	NA
Tur	Karnataka	Sedam	Tur Red in Qtls.	NA	NA	NA	200
Tur	Karnataka	Yadgir	Tur Red in Qtls.	NA	NA	1950	300
Tur	Uttar Pradesh	Hathras	Tur Red in Qtls.	NA	NA	NA	NA
Tur	Maharashtra	Akola	Tur Red in Qtls.	500	Closed	1500	1000

Pulses	State	Market	Pulses Weekly Arrivals	20-May-21	12-May-21	20-Apr-21	20-May-20
Tur	Maharashtra	Amaravati	Tur Red in Qtls.	Closed	Closed	6000	NA
Tur	Maharashtra	Latur	Tur Red in Qtls.	5000	Closed	7000	NA
Tur	Maharashtra	Udgir	Tur Red in Qtls.	Closed	Closed	Closed	Closed
Tur	Karnataka	Yadgir	Tur White in Qtls.	NA	NA	NA	NA
Tur	Maharashtra	Jalgoan	Tur white in Qtls.	100	100	100	400
Tur	Maharashtra	Jalna	Tur White in Qtls.	200	200	200	200
Tur	Maharashtra	Latur	Tur White in Qtls.	NA	Closed	NA	NA
Tur	Maharashtra	Jalna	Tur BDM in Qtls.	100	100	100	100
Tur	Maharashtra	Jalna	Tur Red (Variety-Maruti) in Qtls.	NA	NA	NA	100
Tur	Madhya Pradesh	Indore	Tur Mah. Origin in Qtls.	Closed	Closed	Closed	500
Tur	Madhya Pradesh	Morena	Tur Desi in Qtls.	NA	Closed	NA	150
Tur	Madhya Pradesh	Pipariya	Tur Desi in Qtls.	Closed	Closed	Closed	100
Tur	Madhya Pradesh	Katni	Tur Desi in Qtls.	Closed	Closed	Closed	100
Tur	Madhya Pradesh	Bhind	Tur in Qtls.	50	50	50	50
Tur	Madhya Pradesh	Dabra	Tur in Qtls.	Closed	Closed	Closed	Closed
Tur	Maharashtra	Amednagar	Tur in Qtls.	500	Closed	Closed	200
Tur	Maharashtra	Barshi	Tur in Qtls.	300	Closed	500	500
Tur	Maharashtra	Solapur	Tur in Qtls.	1000	500	2000	600
Tur	Maharashtra	Hinganghat	Tur in Qtls.	Closed	Closed	3000	Closed
Tur	Chhattisgarh	Raipur	Tur in Qtls.	150	Closed	200	100
Urad	Madhya Pradesh	AsokNagar	Urad Desi in Qtls.	Closed	Closed	NA	NA
Urad	Madhya Pradesh	Neemuch	Urad Desi in Qtls.	Closed	Closed	Closed	Closed
Urad	Maharashtra	Akola	Urad Desi in Qtls.	50	Closed	50	50
Urad	Maharashtra	Jalgoan	Urad Desi in Qtls.	NA	NA	NA	100
Urad	Maharashtra	Udgir	Urad Desi in Qtls.	Closed	Closed	Closed	Closed
Urad	Rajasthan	Bhilwara	Urad Desi in Qtls.	Closed	Closed	NA	Closed
Urad	Rajasthan	Ramganj	Urad Desi in Qtls.	Closed	Closed	Closed	NA

Pulses	State	Market	Pulses Weekly Arrivals	20-May-21	12-May-21	20-Apr-21	20-May-20
Urad	Madhya Pradesh	Bina	Urad in Qtls.	NA	NA	NA	Closed
Urad	Madhya Pradesh	Ganjbasoda	Urad in Qtls.	Closed	Closed	Closed	NA
Urad	Madhya Pradesh	Harpalpur	Urad in Qtls.	Closed	Closed	Closed	NA
Urad	Madhya Pradesh	Pipariya	Urad in Qtls.	Closed	Closed	Closed	NA
Urad	Rajasthan	Bundi	Urad in Qtls.	Closed	Closed	10	3
Urad	Rajasthan	Kekri	Urad in Qtls.	Closed	Closed	Closed	Closed
Urad	Maharashtra	Amednagar	Urad in Qtls.	100	Closed	Closed	100
Urad	Maharashtra	Barshi	Urad in Qtls.	300	Closed	200	200
Urad	Maharashtra	Jalna	Urad in Qtls.	NA	NA	NA	NA
Urad	Maharashtra	Latur	Urad in Qtls.	NA	Closed	NA	NA
Urad	Uttar Pradesh	Jhansi	Urad in Qtls.	NA	NA	Closed	NA
Urad	Karnataka	Sedam	Urad in Qtls.	NA	NA	NA	NA
Urad	Madhya Pradesh	Dabra	Urad Kali in Qtls.	Closed	Closed	Closed	Closed
Urad	Madhya Pradesh	Dabra	Urad Lal in Qtls.	Closed	Closed	Closed	Closed
Urad	Madhya Pradesh	Dabra	Urad Rangoli in Qtls.	Closed	Closed	Closed	Closed
Urad	Madhya Pradesh	Indore	Urad (Mah. origin) in Qtls.	Closed	Closed	Closed	500
Urad	Karnataka	Gulbarga	Urad FAQ in Qtls.	Closed	Closed	50	50
Urad	Andhra Pradesh	Vijaywada	Urad (Polis) in Qtls.	Closed	Closed	1500	Closed

Gram Dal Wholesale Prices (Rs./Qtl.)			
Date	20-May-21	12-May-21	20-Apr-21
Centre	Gram Dal	Gram Dal	Gram Dal
NORTH ZONE			
CHANDIGARH	5800	5800	5800
DELHI	5700	5650	5600
HISAR	7000	7500	7000
KARNAL	6800	NR	NR
PANCHKULA	6500	6500	6000

Gram Dal Wholesale Prices (Rs./Qtl.)			
Date	20-May-21	12-May-21	20-Apr-21
Centre	Gram Dal	Gram Dal	Gram Dal
GURGAON	7200	7200	7200
SHIMLA	7035	7035	NR
MANDI	6992	6992	6570
DHARAMSHALA	7700	7700	6700
SOLAN	7200	7000	6500
UNA	7600	7600	7400
SRINAGAR	NR	NR	7000
JAMMU	7200	7200	6900
POONCH	NR	NR	7600
AMRITSAR	NR	NR	NR
LUDHIANA	6600	6600	6700
BATHINDA	7000	7200	6000
LUCKNOW	NR	NR	NR
KANPUR	7000	7000	6500
VARANASI	7300	7300	NR
AGRA	7060	6900	6820
JHANSI	6700	6700	NR
MEERUT	NR	NR	6850
ALLAHABAD	7200	7100	6700
GORAKHPUR	6000	6000	6000
DEHRADUN	NR	6900	6900
HALDWANI	NR	7100	7100
RUDRAPUR	NR	6900	6900
HARIDWAR	NR	7400	7400
WEST ZONE			
RAIPUR	NR	8500	NR
DURG	NR	NR	7000
AMBIKAPUR	8400	8400	8400
BILASPUR	NR	6600	6600
JAGDALPUR	6800	6800	6800
PANAJI	NR	7250	7100
AHMEDABAD	6200	6200	6200
RAJKOT	6080	6080	6090
SURAT	NR	6600	NR
BHUJ	6400	6600	NR

Gram Dal Wholesale Prices (Rs./Qtl.)			
Date	20-May-21	12-May-21	20-Apr-21
Centre	Gram Dal	Gram Dal	Gram Dal
BHOPAL	6558	6555	6655
INDORE	6730	6700	6680
GWALIOR	7100	7100	NR
JABALPUR	8300	8500	NR
REWA	5500	5500	5500
SAGAR	7000	NR	7000
JHABUA	7500	NR	7000
HOSHANGABAD	NR	NR	NR
SHAHNOL	6800	5600	5500
UJJAIN	NR	5500	5500
MUMBAI	6400	6400	6200
NAGPUR	NR	NR	NR
PUNE	NR	NR	NR
NASHIK	6200	6200	6000
JAIPUR	7000	7000	6800
JODHPUR	NR	NR	NR
KOTA	6000	6000	NR
UDAIPUR	NR	NR	NR
EAST ZONE			
PATNA	7100	7200	NR
BHAGALPUR	7000	7200	5900
PURNIA	6900	6900	5800
DARBHANGA	7100	7300	6800
GAYA	7000	7000	6500
MUZZAFARPUR	7000	7000	7300
RANCHI	7000	7000	6600
BHUBANESHWAR	6900	7000	7000
CUTTACK	NR	6900	NR
SAMBALPUR	6800	6800	6800
ROURKELA	6900	NR	NR
BERHAMPUR	6800	6800	7000
JEYPORE	7200	NR	6000
BALASORE	7100	7100	7000
BARIPADA	6800	6800	6700
BALANGIR	NR	NR	NR

Gram Dal Wholesale Prices (Rs./Qtl.)			
Date	20-May-21	12-May-21	20-Apr-21
Centre	Gram Dal	Gram Dal	Gram Dal
KOLKATA	6900	6900	6900
SILIGURI	7820	7820	7825
PURULIA	6400	6400	NR
KHARAGPUR	NR	NR	NR
RAMPURHAT	6255	6150	6255
MALDA	7800	7800	7800
RAIGANJ	NR	6600	6600
NORTH EAST ZONE			
PORT BLAIR	8000	NR	7700
MAYABUNDER	8700	NR	NR
ITANAGAR	NR	NR	NR
GUWAHATI	7200	7200	7200
IMPHAL	NR	NR	NR
SHILLONG	7793	7793	7000
TURA	8000	NR	7000
JOWAI	7000	8000	NR
AIZAWL	NR	NR	NR
DIMAPUR	NR	NR	6400
GANGTOK	NR	NR	7500
AGARTALA	7600	7600	7000
SOUTH ZONE			
VIJAYWADA	NR	NR	6900
VISAKHAPATNAM	6900	6900	6500
KURNOOL	NR	NR	NR
TIRUPATHI	6900	6900	NR
BENGALURU	6000	6000	6000
DHARWAD	NR	NR	6600
MANGALORE	NR	7000	6700
MYSORE	NR	NR	7100
T.PURAM	6900	6900	6800
ERNAKULAM	NR	NR	7300
KOZHIKODE	NR	NR	7300
THRISSUR	NR	NR	6500
PALAKKAD	NR	NR	7000
WAYANAD	7200	7200	7200

Gram Dal Wholesale Prices (Rs./Qtl.)			
Date	20-May-21	12-May-21	20-Apr-21
Centre	Gram Dal	Gram Dal	Gram Dal
PUDUCHERRY	6900	7000	6800
CHENNAI	6900	NR	6500
DINDIGUL	7200	6950	6950
THIRUCHIRAPALLI	7400	7400	7100
COIMBATORE	NR	7200	NR
TIRUNELVELI	7000	7000	7000
CUDDALORE	NR	7500	6500
DHARMAPURI	6800	6800	6200
VELLORE	7000	7000	6800
RAMANATHAPURAM	NR	NR	6300
HYDERABAD	6800	NR	NR
KARIMNAGAR	6000	6000	6100
WARANGAL	6900	NR	NR
ADILABAD	NR	NR	NR
SURYAPET	7300	6500	6800
JADCHERLA	6300	NR	6500

Tur Arhar Wholesale Prices (Rs./Qtl.)			
Date	20-May-21	12-May-21	20-Apr-21
Centre	Tur/ Arhar Dal	Tur/ Arhar Dal	Tur/ Arhar Dal
NORTH ZONE			
CHANDIGARH	9700	9700	9400
DELHI	8800	8800	8700
HISAR	10500	11000	9500
KARNAL	9800	NR	NR
PANCHKULA	10000	10000	9200
GURGAON	10000	10000	10400
SHIMLA	10200	10200	NR
MANDI	10350	10350	9948
DHARAMSHALA	10700	10700	10700
SOLAN	10500	10300	9800
UNA	10600	NR	10500
SRINAGAR	NR	NR	9000
JAMMU	10600	10600	10200
POONCH	NR	NR	10200
AMRITSAR	NR	NR	NR

Tur Arhar Wholesale Prices (Rs./Qtl.)			
Date	20-May-21	12-May-21	20-Apr-21
Centre	Tur/ Arhar Dal	Tur/ Arhar Dal	Tur/ Arhar Dal
LUDHIANA	9500	9500	9800
BATHINDA	10300	10200	9700
LUCKNOW	NR	NR	NR
KANPUR	11000	10500	NR
VARANASI	10200	10200	NR
AGRA	9950	9920	9800
JHANSI	10200	10200	NR
MEERUT	NR	NR	9850
ALLAHABAD	10100	10100	9700
GORAKHPUR	9000	9000	9000
DEHRADUN	NR	9900	9900
HALDWANI	NR	10000	10000
RUDRAPUR	NR	9900	9900
HARIDWAR	NR	10000	10200
WEST ZONE			
RAIPUR	NR	10000	NR
DURG	NR	NR	9500
AMBIKAPUR	9800	9800	9800
BILASPUR	NR	8200	8200
JAGDALPUR	7000	7000	7000
PANAJI	NR	10000	10000
AHMEDABAD	8900	8900	8900
RAJKOT	8110	8110	8300
SURAT	9500	9600	9500
BHUJ	9100	9200	NR
BHOPAL	9432	9430	9435
INDORE	9480	9315	9470
GWALIOR	10700	10700	NR
JABALPUR	11300	11400	NR
REWA	9200	9200	9200
SAGAR	9850	NR	10050
JHABUA	10600	NR	10000
HOSHANGABAD	NR	NR	NR
SHAHDOL	9800	9400	9300
UJJAIN	NR	9600	9600

Tur Arhar Wholesale Prices (Rs./Qtl.)			
Date	20-May-21	12-May-21	20-Apr-21
Centre	Tur/ Arhar Dal	Tur/ Arhar Dal	Tur/ Arhar Dal
MUMBAI	9700	9700	9500
NAGPUR	NR	NR	NR
PUNE	NR	NR	NR
NASHIK	10500	10500	10500
JAIPUR	11000	11000	10400
JODHPUR	NR	NR	NR
KOTA	9000	9000	NR
UDAIPUR	9000	9500	9500
EAST ZONE			
PATNA	10000	11000	NR
BHAGALPUR	9700	9800	9500
PURNIA	10000	10000	9700
DARBHANGA	9100	9300	9000
GAYA	9800	9800	9500
MUZZAFARPUR	10300	10300	10400
RANCHI	9600	9600	9500
BHUBANESHWAR	9800	10000	10000
CUTTACK	NR	9600	NR
SAMBALPUR	10000	10000	10000
ROURKELA	9500	NR	NR
BERHAMPUR	9700	9700	9700
JEYPORE	9800	NR	9800
BALASORE	10800	10800	10700
BARIPADA	9800	10000	9500
BALANGIR	NR	NR	NR
KOLKATA	10000	10000	10000
SILIGURI	6640	6640	6525
PURULIA	10000	10500	NR
KHARAGPUR	NR	NR	NR
RAMPURHAT	9500	9550	10070
MALDA	11500	11500	11500
RAIGANJ	NR	9600	9600
NORTH EAST ZONE			
PORT BLAIR	10800	NR	10700
MAYABUNDER	10950	NR	NR

Tur Arhar Wholesale Prices (Rs./Qtl.)			
Date	20-May-21	12-May-21	20-Apr-21
Centre	Tur/ Arhar Dal	Tur/ Arhar Dal	Tur/ Arhar Dal
ITANAGAR	NR	NR	NR
GUWAHATI	10000	10000	9500
IMPHAL	NR	NR	NR
SHILLONG	10700	10700	10700
TURA	10000	NR	10000
JOWAI	11000	10500	NR
AIZAWL	NR	NR	NR
DIMAPUR	NR	NR	10500
GANGTOK	NR	NR	11000
AGARTALA	11200	10500	10000
SOUTH ZONE			
VIJAYWADA	NR	NR	9100
VISAKHAPATNAM	9200	9200	9000
KURNOOL	NR	NR	NR
TIRUPATHI	9300	9300	NR
BENGALURU	10500	10500	10500
DHARWAD	NR	NR	9300
MANGALORE	NR	9800	9400
MYSORE	NR	NR	10800
T.PURAM	10000	10000	9900
ERNAKULAM	NR	NR	10400
KOZHIKODE	NR	NR	10500
THRISSUR	NR	NR	8900
PALAKKAD	NR	NR	9800
WAYANAD	10000	10000	10000
PUDUCHERRY	11000	10800	10800
CHENNAI	10000	NR	9300
DINDIGUL	10200	9900	9900
THIRUCHIRAPALLI	10700	10700	10600
COIMBATORE	NR	10600	10600
TIRUNELVELI	10000	10000	10000
CUDDALORE	NR	11500	10500
DHARMAPURI	9800	9800	9800
VELLORE	10500	10500	10000
RAMANATHAPURAM	NR	NR	10200

Tur Arhar Wholesale Prices (Rs./Qtl.)			
Date	20-May-21	12-May-21	20-Apr-21
Centre	Tur/ Arhar Dal	Tur/ Arhar Dal	Tur/ Arhar Dal
HYDERABAD	9600	NR	NR
KARIMNAGAR	9300	9300	9300
WARANGAL	10200	NR	NR
ADILABAD	NR	NR	NR
SURYAPET	10500	10300	10600
JADCHERLA	NR	NR	10300

Urad Dal Wholesale Prices (Rs./Qtl.)			
Date	20-May-21	12-May-21	20-Apr-21
Centre	Urad Dal	Urad Dal	Urad Dal
NORTH ZONE			
CHANDIGARH	9650	9650	9500
DELHI	9600	9500	9350
HISAR	10000	10000	8800
KARNAL	9600	NR	NR
PANCHKULA	10500	10500	9000
GURGAON	9000	9000	7800
SHIMLA	10800	10800	NR
MANDI	10050	10050	9600
DHARAMSHALA	10900	11500	10700
SOLAN	10500	10500	10500
UNA	10000	10000	10000
SRINAGAR	NR	NR	8000
JAMMU	10400	10400	10200
POONCH	NR	NR	10500
AMRITSAR	NR	NR	NR
LUDHIANA	9400	9400	9500
BATHINDA	10300	10300	10000
LUCKNOW	NR	NR	NR
KANPUR	10300	10300	9900
VARANASI	9800	9800	NR
AGRA	9350	9300	9200
JHANSI	9500	9500	NR
MEERUT	NR	NR	10000
ALLAHABAD	13900	13900	12900
GORAKHPUR	9000	9000	9000

Urad Dal Wholesale Prices (Rs./Qtl.)			
Date	20-May-21	12-May-21	20-Apr-21
Centre	Urad Dal	Urad Dal	Urad Dal
DEHRADUN	NR	10000	10000
HALDWANI	NR	10100	10100
RUDRAPUR	NR	9800	9800
HARIDWAR	NR	10300	10300
WEST ZONE			
RAIPUR	NR	10000	NR
DURG	NR	NR	10000
AMBIKAPUR	9500	9500	9500
BILASPUR	NR	8200	8200
JAGDALPUR	8500	8500	8500
PANAJI	NR	10750	10150
AHMEDABAD	8800	8800	8800
RAJKOT	8525	8525	8525
SURAT	10000	9500	9800
BHUJ	9700	9700	NR
BHOPAL	9442	9440	9420
INDORE	9520	9440	9510
GWALIOR	8900	8900	NR
JABALPUR	9700	9700	NR
REWA	7200	7200	7200
SAGAR	9000	NR	9000
JHABUA	9500	NR	9500
HOSHANGABAD	NR	NR	NR
SHAHDOL	7800	8600	8600
UJJAIN	NR	9000	9000
MUMBAI	10000	10000	10500
NAGPUR	NR	NR	NR
PUNE	NR	NR	NR
NASHIK	9500	9500	9300
JAIPUR	9000	9000	8900
JODHPUR	NR	NR	NR
KOTA	8000	8000	NR
UDAIPUR	8500	8500	8500
EAST ZONE			
PATNA	9900	10500	NR

Urad Dal Wholesale Prices (Rs./Qtl.)			
Date	20-May-21	12-May-21	20-Apr-21
Centre	Urad Dal	Urad Dal	Urad Dal
BHAGALPUR	9650	9600	9100
PURNIA	10500	10500	10000
DARBHANGA	10000	10000	10500
GAYA	10000	10000	10000
MUZZAFARPUR	10500	10500	10800
RANCHI	9600	9600	9600
BHUBANESHWAR	9800	10000	9800
CUTTACK	NR	10000	NR
SAMBALPUR	9600	9700	9800
ROURKELA	9700	NR	NR
BERHAMPUR	10500	10500	10500
JEYPORE	10000	NR	10000
BALASORE	9700	9800	9600
BARIPADA	9600	9500	9800
BALANGIR	NR	NR	NR
KOLKATA	9500	9500	9500
SILIGURI	7425	7425	7455
PURULIA	11000	11000	NR
KHARAGPUR	NR	NR	NR
RAMPURHAT	9800	9700	10200
MALDA	9500	9500	9500
RAIGANJ	NR	9600	9600
NORTH EAST ZONE			
PORT BLAIR	11500	NR	11200
MAYABUNDER	12800	NR	NR
ITANAGAR	NR	NR	NR
GUWAHATI	9000	9000	8900
IMPHAL	NR	NR	NR
SHILLONG	10000	10000	10000
TURA	10500	NR	10500
JOWAI	11200	10600	NR
AIZAWL	NR	NR	NR
DIMAPUR	NR	NR	10000
GANGTOK	NR	NR	11000
AGARTALA	9800	9500	9500

Urad Dal Wholesale Prices (Rs./Qtl.)			
Date	20-May-21	12-May-21	20-Apr-21
Centre	Urad Dal	Urad Dal	Urad Dal
SOUTH ZONE			
VIJAYWADA	NR	NR	9800
VISAKHAPATNAM	10900	10900	10800
KURNOOL	NR	NR	NR
TIRUPATHI	10600	10600	NR
BENGALURU	11400	11500	11500
DHARWAD	NR	NR	11900
MANGALORE	NR	10500	10400
MYSORE	NR	NR	11500
T.PURAM	11500	11500	11500
ERNAKULAM	NR	NR	10500
KOZHIKODE	NR	NR	11200
THRISSUR	NR	NR	10000
PALAKKAD	NR	NR	9900
WAYANAD	10800	10800	10800
PUDUCHERRY	11400	11200	11400
CHENNAI	11000	NR	10600
DINDIGUL	12000	11900	11900
THIRUCHIRAPALLI	11600	11600	11600
COIMBATORE	NR	11000	11000
TIRUNELVELI	11000	11000	11000
CUDDALORE	NR	12200	11700
DHARMAPURI	10900	10900	10500
VELLORE	11000	11000	11000
RAMANATHAPURAM	NR	NR	11500
HYDERABAD	10500	NR	NR
KARIMNAGAR	10300	10300	10300
WARANGAL	10500	NR	NR
ADILABAD	NR	NR	NR
SURYAPET	10500	10600	10600
JADCHERLA	10500	NR	NR

Moong Dal Wholesale Prices (Rs./Qtl.)			
Date	20-May-21	12-May-21	20-Apr-21
Centre	Moong Dal	Moong Dal	Moong Dal
NORTH ZONE			

Moong Dal Wholesale Prices (Rs./Qtl.)			
Date	20-May-21	12-May-21	20-Apr-21
Centre	Moong Dal	Moong Dal	Moong Dal
CHANDIGARH	9750	9750	9800
DELHI	9200	9250	9100
HISAR	10000	10000	9400
KARNAL	9200	NR	NR
PANCHKULA	9500	9500	10000
GURGAON	9900	9900	9400
SHIMLA	10500	10500	NR
MANDI	10504	10504	10320
DHARAMSHALA	10700	10700	10700
SOLAN	10000	10100	9800
UNA	9900	9900	9900
SRINAGAR	NR	NR	9000
JAMMU	10000	9600	9900
POONCH	NR	NR	9800
AMRITSAR	NR	NR	NR
LUDHIANA	8500	8500	8600
BATHINDA	9900	9900	9800
LUCKNOW	NR	NR	NR
KANPUR	8500	8500	8500
VARANASI	9800	9800	NR
AGRA	9860	9680	9350
JHANSI	9300	9300	NR
MEERUT	NR	NR	9850
ALLAHABAD	9800	9800	9600
GORAKHPUR	10000	10000	10000
DEHRADUN	NR	10100	10100
HALDWANI	NR	10000	10000
RUDRAPUR	NR	9900	9900
HARIDWAR	NR	10500	10500
WEST ZONE			
RAIPUR	NR	9500	NR
DURG	NR	NR	10000
AMBIKAPUR	10200	10200	10200
BILASPUR	NR	9700	9700
JAGDALPUR	9000	9000	9000

Moong Dal Wholesale Prices (Rs./Qtl.)			
Date	20-May-21	12-May-21	20-Apr-21
Centre	Moong Dal	Moong Dal	Moong Dal
PANAJI	NR	9900	9850
AHMEDABAD	9200	9200	9200
RAJKOT	7850	7850	7850
SURAT	NR	8000	9600
BHUJ	8100	8700	NR
BHOPAL	9408	9410	9398
INDORE	9590	9480	9530
GWALIOR	9900	9900	NR
JABALPUR	8650	8600	NR
REWA	7500	7500	7500
SAGAR	7400	NR	7400
JHABUA	9500	NR	9500
HOSHANGABAD	NR	8500	NR
SHAHNOL	9300	9400	9200
UJJAIN	NR	9200	9200
MUMBAI	11000	11000	10700
NAGPUR	NR	NR	NR
PUNE	NR	NR	NR
NASHIK	9800	9800	9500
JAIPUR	8800	9000	9000
JODHPUR	NR	NR	NR
KOTA	7800	7800	NR
UDAIPUR	8500	8500	8500
EAST ZONE			
PATNA	9500	10000	NR
BHAGALPUR	9500	9700	9700
PURNIA	9800	9800	9500
DARBHANGA	9600	9800	9800
GAYA	9700	9700	9500
MUZZAFARPUR	10200	10100	10300
RANCHI	9300	9300	9300
BHUBANESHWAR	9500	9900	9800
CUTTACK	NR	9500	NR
SAMBALPUR	9500	9500	9500
ROURKELA	9300	NR	NR

Moong Dal Wholesale Prices (Rs./Qtl.)			
Date	20-May-21	12-May-21	20-Apr-21
Centre	Moong Dal	Moong Dal	Moong Dal
BERHAMPUR	10000	10000	10000
JEYPORE	9400	NR	9400
BALASORE	10500	10500	10600
BARIPADA	9400	9400	9300
BALANGIR	NR	NR	NR
KOLKATA	10000	10000	9600
SILIGURI	8350	8350	8500
PURULIA	9800	9500	NR
KHARAGPUR	NR	NR	NR
RAMPURHAT	10490	10250	10490
MALDA	10500	10500	10500
RAIGANJ	NR	10000	10000
NORTH EAST ZONE			
PORT BLAIR	11000	NR	10600
MAYABUNDER	11800	NR	NR
ITANAGAR	NR	NR	NR
GUWAHATI	10000	10000	9600
IMPHAL	NR	NR	NR
SHILLONG	9900	9900	9900
TURA	10800	NR	9600
JOWAI	NR	10600	NR
AIZAWL	NR	NR	NR
DIMAPUR	NR	NR	9800
GANGTOK	NR	NR	10500
AGARTALA	9700	9700	9200
SOUTH ZONE			
VIJAYWADA	NR	NR	9800
VISAKHAPATNAM	9600	9600	9600
KURNOOL	NR	NR	NR
TIRUPATHI	9800	9800	NR
BENGALURU	9500	9500	9800
DHARWAD	NR	NR	9800
MANGALORE	NR	10000	9800
MYSORE	NR	NR	10800
T.PURAM	10400	10400	10000

Moong Dal Wholesale Prices (Rs./Qtl.)			
Date	20-May-21	12-May-21	20-Apr-21
Centre	Moong Dal	Moong Dal	Moong Dal
ERNAKULAM	NR	NR	10300
KOZHIKODE	NR	NR	10500
THRISSUR	NR	NR	9700
PALAKKAD	NR	NR	10800
WAYANAD	10100	10100	10100
PUDUCHERRY	10200	9800	10200
CHENNAI	9900	NR	9600
DINDIGUL	9950	9950	9950
THIRUCHIRAPALLI	10000	10000	10000
COIMBATORE	NR	10400	10400
TIRUNELVELI	10500	10500	10500
CUDDALORE	NR	10400	10500
DHARMAPURI	9500	9500	9700
VELLORE	9800	9800	10000
RAMANATHAPURAM	NR	NR	9900
HYDERABAD	9800	NR	NR
KARIMNAGAR	9200	9200	9200
WARANGAL	9800	NR	NR
ADILABAD	NR	NR	NR
SURYAPET	11000	10300	10300
JADCHERLA	10000	NR	10000

Masoor Dal Wholesale Prices (Rs./Qtl.)			
Date	20-May-21	12-May-21	20-Apr-21
Centre	Masoor Dal	Masoor Dal	Masoor Dal
NORTH ZONE			
CHANDIGARH	7900	7900	7900
DELHI	6900	6850	6850
HISAR	9000	9000	7100
KARNAL	8000	NR	NR
PANCHKULA	8000	8000	8000
GURGAON	7800	7800	7600
SHIMLA	7800	7800	NR
MANDI	7547	7547	7390
DHARAMSHALA	8700	8700	7600

Masoor Dal Wholesale Prices (Rs./Qtl.)			
Date	20-May-21	12-May-21	20-Apr-21
Centre	Masoor Dal	Masoor Dal	Masoor Dal
SOLAN	7400	7200	6800
UNA	8800	8600	8300
SRINAGAR	NR	NR	7000
JAMMU	8300	8300	8200
POONCH	NR	NR	7600
AMRITSAR	NR	NR	NR
LUDHIANA	8000	8000	7500
BATHINDA	8000	8000	7200
LUCKNOW	NR	NR	NR
KANPUR	7200	7000	6500
VARANASI	8000	8000	NR
AGRA	8000	7600	7000
JHANSI	7500	7500	NR
MEERUT	NR	NR	7250
ALLAHABAD	6800	6800	6800
GORAKHPUR	7000	7000	7000
DEHRADUN	NR	7800	7800
HALDWANI	NR	7600	7600
RUDRAPUR	NR	7200	7200
HARIDWAR	NR	7900	7900
WEST ZONE			
RAIPUR	NR	8000	NR
DURG	NR	NR	7500
AMBIKAPUR	6500	6500	6500
BILASPUR	NR	7600	7600
JAGDALPUR	7500	7500	7500
PANAJI	NR	8150	7750
AHMEDABAD	6900	6900	6900
RAJKOT	6380	6380	6380
SURAT	7200	7500	7500
BHUJ	8000	8000	NR
BHOPAL	6856	6855	6856
INDORE	6700	6750	6780
GWALIOR	7000	7000	NR
JABALPUR	8400	8400	NR

Masoor Dal Wholesale Prices (Rs./Qtl.)			
Date	20-May-21	12-May-21	20-Apr-21
Centre	Masoor Dal	Masoor Dal	Masoor Dal
REWA	6000	6000	6000
SAGAR	6070	NR	6070
JHABUA	NR	NR	7000
HOSHANGABAD	NR	NR	NR
SHAHDOL	7000	7000	6800
UJJAIN	NR	6700	6700
MUMBAI	7200	7200	7000
NAGPUR	NR	NR	NR
PUNE	NR	NR	NR
NASHIK	7000	7000	6900
JAIPUR	7800	7800	6700
JODHPUR	NR	NR	NR
KOTA	6000	6000	NR
UDAIPUR	7500	NR	7500
EAST ZONE			
PATNA	7900	7500	NR
BHAGALPUR	8000	7100	6800
PURNIA	8000	8000	7500
DARBHANGA	7600	7800	7000
GAYA	7500	7500	7500
MUZZAFARPUR	8100	7700	7800
RANCHI	7500	7500	7000
BHUBANESHWAR	8000	7800	7200
CUTTACK	NR	7600	NR
SAMBALPUR	7800	7700	7400
ROURKELA	7200	NR	NR
BERHAMPUR	7900	7900	7900
JEYPORE	7900	NR	7500
BALASORE	8350	8300	7800
BARIPADA	7900	7700	7300
BALANGIR	NR	NR	NR
KOLKATA	7700	7700	7200
SILIGURI	6450	6450	6475
PURULIA	7500	6500	NR
KHARAGPUR	NR	NR	NR

Masoor Dal Wholesale Prices (Rs./Qtl.)			
Date	20-May-21	12-May-21	20-Apr-21
Centre	Masoor Dal	Masoor Dal	Masoor Dal
RAMPURHAT	7140	7050	7140
MALDA	11000	11000	11000
RAIGANJ	NR	8800	8800
NORTH EAST ZONE			
PORT BLAIR	9200	NR	8700
MAYABUNDER	8860	NR	NR
ITANAGAR	NR	NR	NR
GUWAHATI	8200	8200	8000
IMPHAL	NR	NR	NR
SHILLONG	8800	8800	8800
TURA	8550	NR	8016
JOWAI	8800	9000	NR
AIZAWL	NR	NR	NR
DIMAPUR	NR	NR	7500
GANGTOK	NR	NR	8500
AGARTALA	9300	9300	9000
SOUTH ZONE			
VIJAYWADA	NR	NR	7500
VISAKHAPATNAM	6700	6700	6700
KURNOOL	NR	NR	NR
TIRUPATHI	8000	8000	NR
BENGALURU	7800	7800	7200
DHARWAD	NR	NR	7300
MANGALORE	NR	8200	8000
MYSORE	NR	NR	7200
T.PURAM	7800	7800	7200
ERNAKULAM	NR	NR	8200
KOZHIKODE	NR	NR	7100
THRISSUR	NR	NR	7200
PALAKKAD	NR	NR	7600
WAYANAD	8300	8300	8300
PUDUCHERRY	7800	8000	7800
CHENNAI	8200	NR	7000
DINDIGUL	7050	7050	7050
THIRUCHIRAPALLI	8200	8200	7700

Masoor Dal Wholesale Prices (Rs./Qtl.)			
Date	20-May-21	12-May-21	20-Apr-21
Centre	Masoor Dal	Masoor Dal	Masoor Dal
COIMBATORE	NR	7000	7000
TIRUNELVELI	7000	7000	7000
CUDDALORE	NR	9000	9000
DHARMAPURI	8000	7300	7300
VELLORE	7000	7500	7000
RAMANATHAPURAM	NR	NR	NR
HYDERABAD	7100	NR	NR
KARIMNAGAR	6800	6800	6800
WARANGAL	5600	NR	NR
ADILABAD	NR	NR	NR
SURYAPET	8500	7300	7300
JADCHERLA	6000	NR	6500

Disclaimer

The information and opinions contained in the document have been compiled from sources believed to be reliable. The company does not warrant its accuracy, completeness and correctness. Use of data and information contained in this report is at your own risk. This document is not, and should not be construed as, an offer to sell or solicitation to buy any commodities. This document may not be reproduced, distributed or published, in whole or in part, by any recipient hereof for any purpose without prior permission from the Company. IASL and its affiliates and/or their officers, directors and employees may have positions in any commodities mentioned in this document (or in any related investment) and may from time to time add to or dispose of any such commodities (or investment). Please see the detailed disclaimer at <http://www.agriwatch.com/Disclaimer.php> © 2021 Indian Agribusiness Systems Ltd.