

**Content:****Highlights*****Domestic & International Market Updates******Pulses-Wise Scenario***

- 1. Chana (Chickpeas / Bengal Gram)***
- 2. Chana Technical Call (Weekly)***
- 3. Matar (Peas)***
- 4. Masoor (Lentils)***
- 5. Tur (Pigeon Peas / Red Gram)***
- 6. Urad (Black Matpe /Black Gram)***
- 7. Moong (Green Gram)***

**Appendix**

- ✓ *Weekly Planting progress*
- ✓ *Pulses MSP*

***Commodity-wise Domestic, International Prices and Arrivals at Different Centers***

**Weekly Highlights-Domestic Market:***Pulses Sector-Highlights:*

**Govt has not taken any decision over the cancellation of daal stock verification so far.** The DGFT has sent such request for consideration to govt. Decision is awaited soon. Notably, the consumer affairs, food and distribution ministry had instructed the state govt.s that they order millers, traders and importers to declare their stocks in hands. Some states like M.P., Karnataka, Uttar Pradesh, Rajasthan and Tamil Nadu implemented it. But it created problem for smooth trading activities, especially for daal mills and small traders. Pulses trades association has started opposing it, saying it impractical.

**The new government policy on verification of stocks, uncertainty over import volume in June,** hope of improvement in demand and the increasing chances of lockdown relaxation should lend support to Tur cash market in the coming weeks. Tur prices have improved by Rs 200-250 in all major markets last week, after a decline of Rs 500-600 during the past two weeks. Trades at Rs 6700-6800 are said to have taken place and prices may move up to Rs 7000 again. Stockists are unwilling to offload stocks at the prevailing price. Myanmar is now quoting tur at \$860-875 translating to Rs 6300-6400 landed cost in India.

**After a recent change in the import policy, the cash Urad market traded down by Rs 800-1000 but** markets prices have started moving up again despite the arrivals from the local crop in Tamil Nadu and Andhra Pradesh in limited volumes. Prices in these markets moved up By Rs 300 from Rs 6700 to Rs 6900-7000. Imported Urad in Mumbai market traded in the range of Rs 6500-7000. At the current prevailing prices import of FAQ variety comes to Rs 6600-6700 while SQ at Rs 7200. So, local market in India may move up to this level in coming weeks. Import from Myanmar is expected not before the third week of June.

**Moong cash market traded steady to slightly firm despite the increasing arrivals from the summer crop** in states like Madhya Pradesh, Odisha & Karnataka. Recent rains in Madhya Pradesh have affected quality of the crop still in the fields. As Nafed is gearing up to start procurement drive in these regions, prices of Moong are expected to increase. In Jaipur, Moong is being traded at Rs 6700-6800 while in M.P. it is being traded at Rs 6300-6400, may move up to Rs 6800-6900 soon. Nafed may be able to procure around 60,000 to 70,000 in these regions. So, steady to slightly firm tone might be seen in the cash moong market.

**Chana cash market traded slightly up after declining by 3 % to Rs 5400-5450 in Delhi market.** The main reason is attributed to low arrivals, hope for improvement in demand after relaxation likely in many states from June. The higher Adv. estimate for Chana (11.6 to 12.61 MMT in the third Adv estimate from 2nd ) could not impact the market sentiment much as of now. The Trade sees it as not reflecting the “actual” production. Nafed and the state procurement agencies have started procurement in Gujarat but will need to wait for the lockdowns to be lifted in other places. Nafed has procured 90519MT chana on MSP so far. In central India chana is still ruling above MSP. The overall tone seems steady to slightly firm. Chana may continue to trade in the range of Rs 5000 to 5400 this week.

**The import policy for Lentil remains unchanged. As other pulses prices have improved, the price of Lentil too** improved by 1.57 % from Rs 6350 to Rs 6450 in Mumbai. As arrivals are low due to the lockdown, firm sentiment may prevail. We can see a steady to slightly firm movement right now in the Masur cash market

**Global Market:**

**The seeded area under dry peas is expected to be slightly higher at 1750 thousand ha in 2021-20 against 1722 thousand ha last year in Canada.** However, yield may decline from 2.73 to 2.57 t/ha this year due to average yield expectation owing to the expected uncondusive weather conditions. So, the production is forecast to decrease from 4594 to 4400 thousand tonnes this year. Total supply and the export figure too may decrease from 4927 to 4790 and 3800 to 3700 thousand tonnes respectively. However domestic use may increase from 827 to 840 thousand tonnes this year. The carryout to decrease from 300 to 250 thousand tonnes. Under the prevailing market conditions average year price may hinge in the range of \$330 per metric tonne against \$340 last year. The demand is weak right now.

**Lentils production in Canada is expected to decrease from 28.68 in 2020-21 to 2.7 MMT in 2021-22** due to slightly lower area & yield. Export too are expected to decrease by 2 lakh MT to 25 lakh MT in 2021-22. Total supply is expected to decrease from 31.82 to 29.25 lakh MT due to likely lower production in 2021-22. Against it domestic usage. However, domestic use would decrease from 3.27 to 2.75 lakh MT in 2021-22. So carryout stock would stay at same las last year at 1.5 MT. Average yearly price is expected to be in the range of \$ 585 per MT. For 2002-21 it is \$ 600 per MT.

**The seeded area under Chickpeas is expected to be slightly lower at 100 thousand ha this year in Canada** against 121 thousand ha last year. the yield too may decline from 1.79 to 1.75 t/ha this year. The production of Chickpeas may decrease from 214 to 170 thousand tonne in 2021-22. However, total supply and export may increase slightly from 507 to 520 and 115 to 125 thousand tonnes respectively this year due to low domestic use. The carryout would increase slightly from 305 to 310 thousand tonnes this year. the yearly average price is expected to rule at \$545 per tonne against \$610 last year.

**US chickpea production is estimated by USDA to fall below 0.3 Mt, down over 50% from 2018-19,** largely due to lower area. For 2020-21, the area seeded is forecast to fall from 2019-20 because of expectations for lower returns relative to other pulse crops. As a result, production is expected to decrease sharply to 200 kt. Supply is expected to decrease only marginally from last year as the lower production is partly offset by large carry-in stocks. Exports are forecast to be higher than the previous year and carry-out stocks are expected to fall but remain burdensome.

**Chickpeas production in Australia is expected to increase from 2.81 to 7.55 lakh Mt in 2020-21.** Even field peas production would increase from 2.19 to 2.94 lakh MT-n 2020-21. Even lentils production may increase from 5.34 to 6.34 lakh Mt in 2020-21.

**Lentils production in US for 2020 has been pegged at 336,201 MT based on 514,000 acres.** Lentil production is up by 40% from last year with a USDA production estimate of 7.41 million cwt. Planted acreage was up 9% from 2019 with 528,000 acres in 2020, and harvested acreage was up even more, 21% at 514,000 acres. Weekly Outlook: - Pulses are likely to trade mixed.

**Pulses-Wise Scenario:**

## Chana

### Current Scenario:

Chana cash market showed some improvement taking cue from other pulses at the end of the week. In the beginning of the week, it traded down at 5340. Arrivals are increasing in Gujarat and Madhya Pradesh with the procurement drive expected till 5th June-2021. Farmers associations have demanded to extend the time till end of June. Daal prices traded at the previous levels. The firm trend for other pulses may affect the downward momentum in Chana too in the medium term. The movement of goods is likely to increase with arrivals too. In Delhi market prices decreased by 0.98 % to 5340. Even Australian chana too decreased by 0.31% to Rs 6270 Following graph illustrates chana price movement in different markets:



**Market Outlook:** Steady to slightly firm movement is expected in cash the chana market this week due to improvement in demand at lower level. . Indian importers have imported around 4831.34 MT chana during April 2021. India imported 3.29 lakhMT Chana during last financial year.

**Chana Weekly Technical Analysis:**

**Technical Commentary:**

- Increasing price & OI hint firm sentiments in futures market in the near term.
- RSI is steady in the neutral region, hints indecision momentum.
- Prices closed above 9 and 18 days EMAs.
- Candlestick chart hints bullish sentiment.

**Strategy:But on dip**

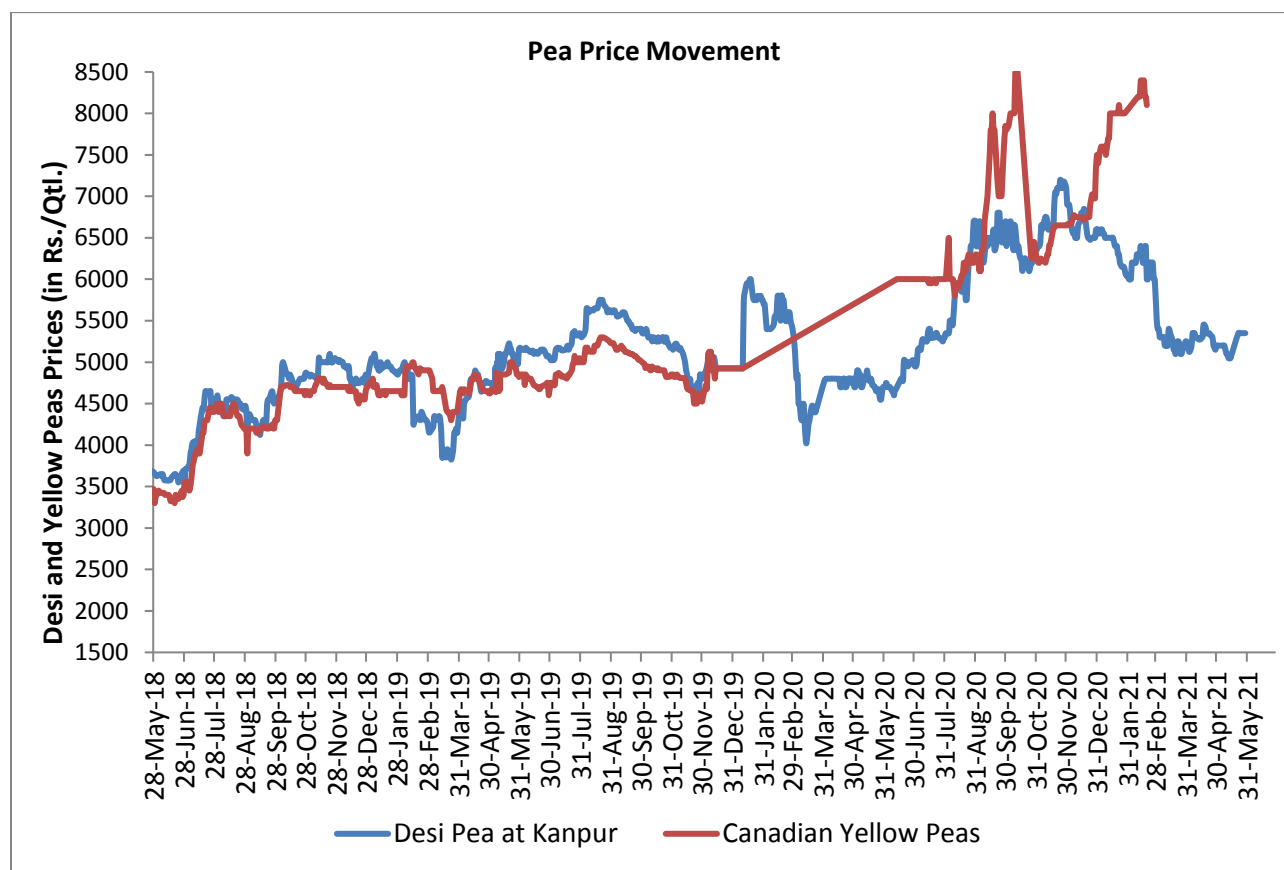
Supports & Resistances			S1	S2	PCP	R1	R2
Chana	NCDEX	June	5285	5241	5334	5408	5469
Weekly Trade Call*			Call	Entry	T1	T2	SL
Chana	NCDEX	June	Buy above	5310	5360	5375	5280

- Do not carry forward stock for next week.

**Peas (Matar):**
**Market Recap:**

Govt. has not given any import quota for peas as of now. However, if prices of chana moves up beyond a certain level, govt. has option to import peas and ease supply side in the domestic market. Peas prices traded up due to the negligible availability of field peas at ports, the prices of yellow and green peas have increased with improvement in demand. Matar in Kanpur market is being traded at Rs 5350 per qtl. There was no quotes for green peas as availability is negligible. Market is waiting for govt.'s move on peas import quantity for this financial year and revision in the MIP. As of now there is no intension to open peas.

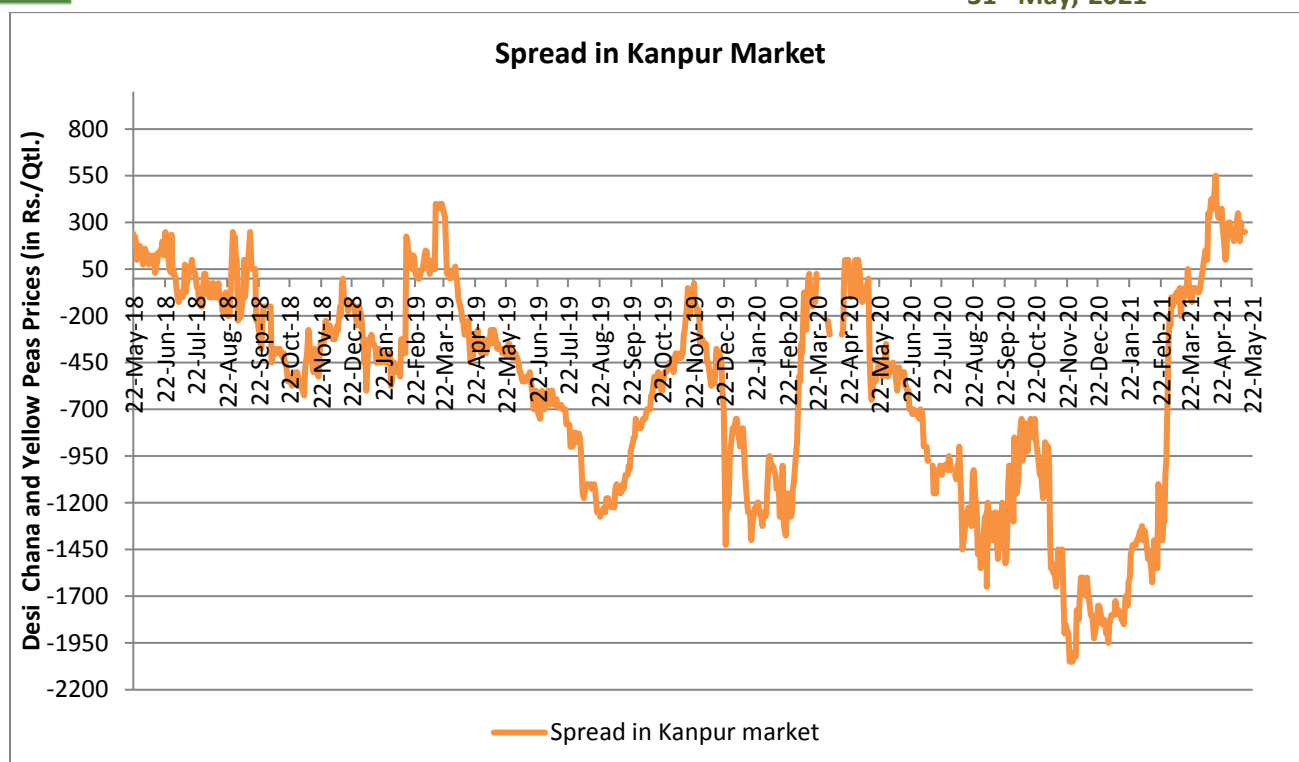
Due to the stable demand for yellow peas and daal, prices are expected to trade steady to slightly firm. In Kanpur market prices traded up at Rs 5350. It may move further up. Following chart shows price movement in various markets:



**Current Market Dynamics & Outlook:** Peas market traded slightly firm on decreasing supply side. In Kanpur market it was quoted at Rs 5500 per qtl. Overall, all India average weekly price was up by Rs 200 to Rs 5300 per qtl. In Mumbai market, there was no quote for yellow peas as stock has been exhausted. There is no quotes for imported peas as availability is almost nil. Mostly markets remained closed.

**Spread With Chana:**

Spread between Chana and Peas, at Kanpur market moved in positive zone. Gap has been fulfilled now and it is Rs 25 up now. Spread is expected to remain in the positive zone in June too on relative movement in Chana prices. Overall outlook seems steady to slightly firm this week too.



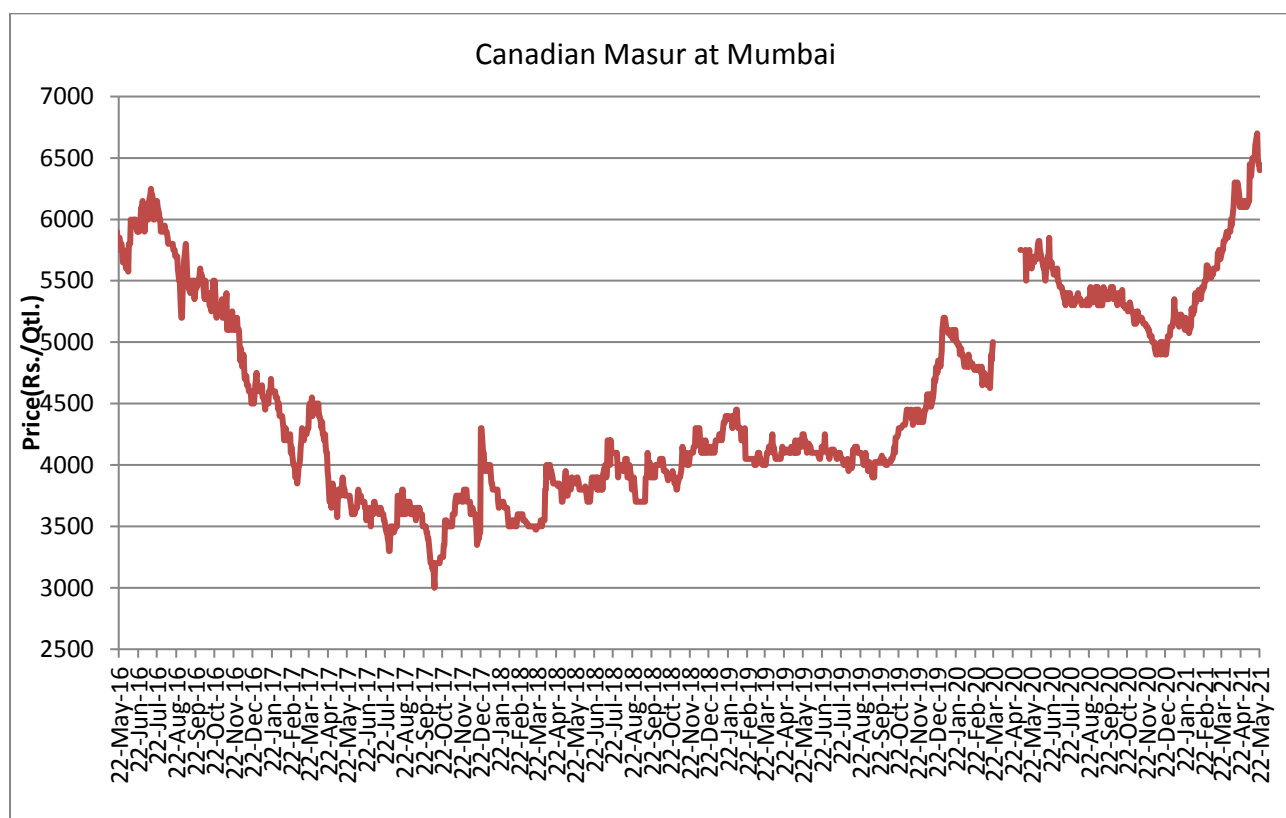
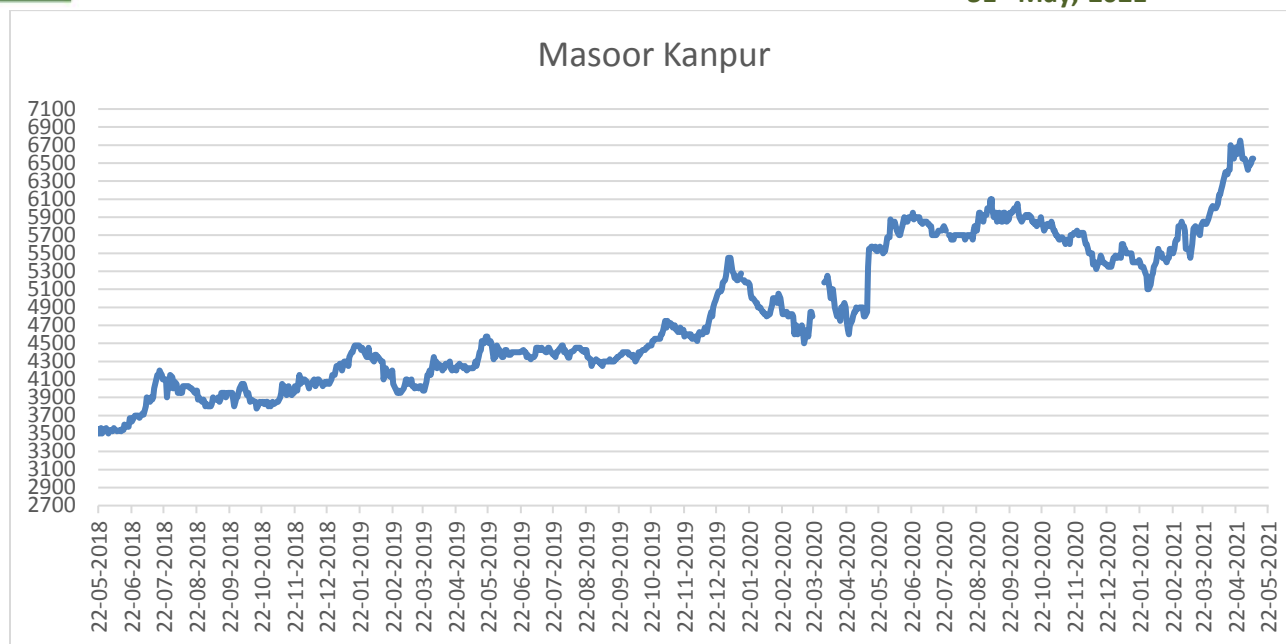
**Market Outlook For June:** Steady to slightly firm movement is expected in June-2021.

#### **Lentils (Masoor):**

##### **Market Recap:**

Slight recovery was seen on Friday & Saturday and it moved up by Rs 100 to 6400-6450. Demand for daal is expected to increase and prices may improve further to some extent. Masur is being traded at Rs 6350-6400 in Mumbai market. Import flow is limited as quotes in Canada & Australia are ruling higher. It comes at Indian ports at Rs 6300-6350. Stock in domestic market is said to be low. Hence, steady to firm tone may prevail. Stock in Canada is at comfortable level and there is talk in the market that some big companies have purchased lentils, who want deduction in import duty on the basis of higher prevailing prices in the market and the low crop size this year. Govt. may consider reduction in import duty, if prices continue to rule at the current level. In Kanpur market it is ruling at Rs 6650, while imported masur quoted at Rs 6550 at Mumbai port. Nafed too is not able to purchase much quantity even at the prevailing market price due to the low arrivals.

**Current Scenario:** Stocks at ports too have declined now. At Mumbai port importers are selling masur at Rs 6400-6450. Slight uptrend might be seen in masur market.



**Market Outlook:** Prices may trade steady to slightly firm due to the fresh demand from mills at low level. Overall tone in masur market remains firm in the 1<sup>st</sup> week of June-2021. As soon as the lock down is relaxed, arrival may increase and it may cap uptrend.



### Pigeon Pea (Tur/Toor):

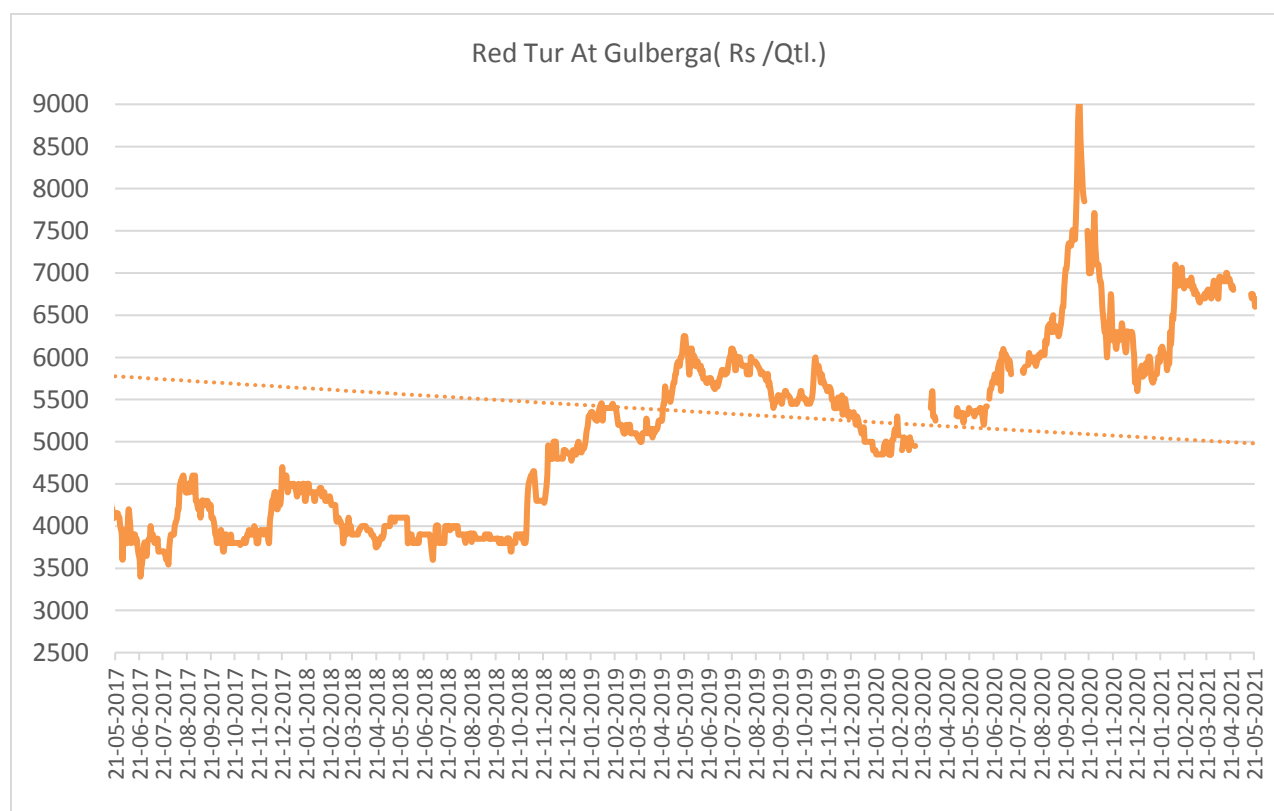
#### Market Recap:

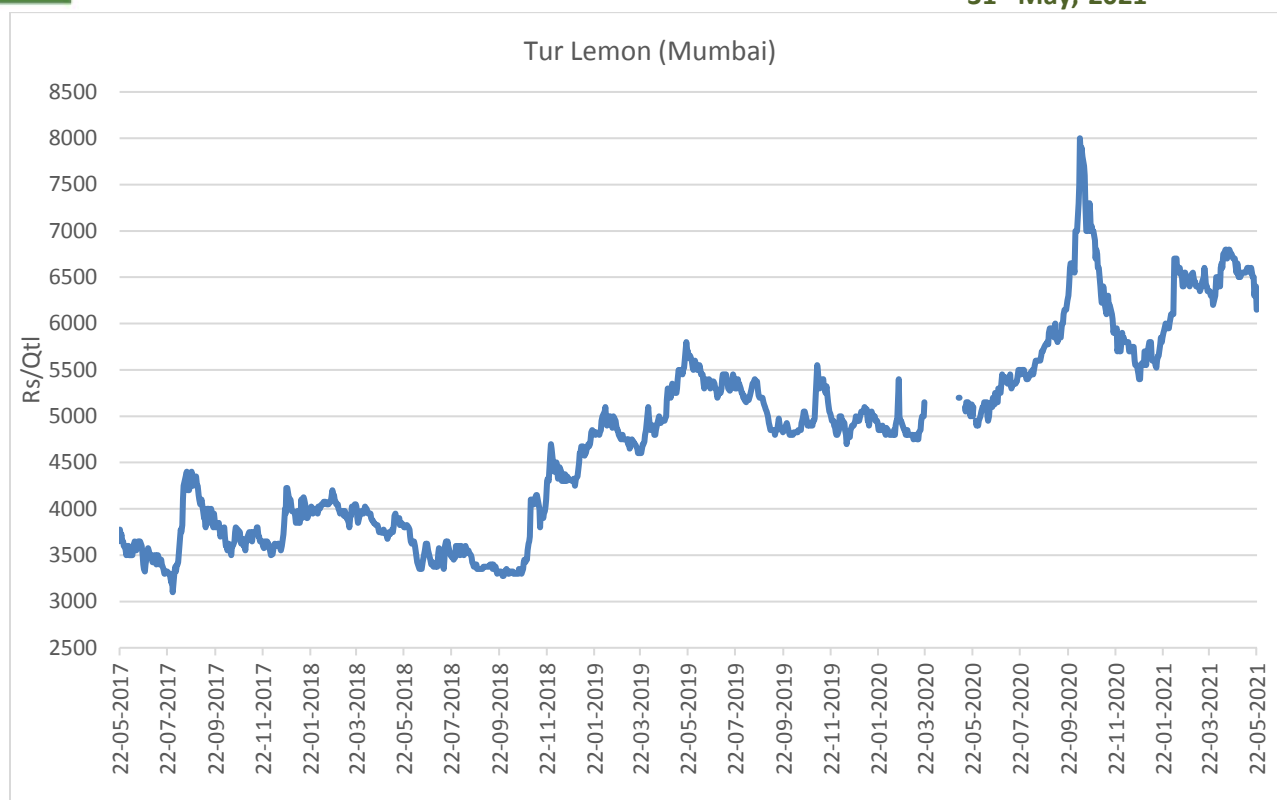
Tur cash market traded up by Rs 200 to 6600-6700 on Saturday. However, it traded down by 1.80 % to 6580 from 6700 during previous week. Demand is likely to increase as the state govts. would start relaxing the lockdown in June. Arrivals are limited but may improve slightly. The import flow is not expected to increase substantially before mid- June and July. Despite the increased quotes in Myanmar and Sudan by \$ 80 to100 per MT, there is parity and imports expected, so daal prices may trade steady this week. Stockists too may prefer to offload stock to some extent.

#### Current Market Dynamics & Outlook:

India imported around 4304 MT tur in April-2021, the 4<sup>th</sup> month of the MY-2020-21 for tur. This India imported 4.97 lakhMT last year.It would affect total availability in the market. This year (FY) over 5.5 lakh MT import is expected.Stockists and traders may try to push up market by holding crop till Sep-Oct -2021.If monsoon starts with good rainsfall, area may increase and good sowing may help market to cool down.

Nafed has procured 10,929.36 MT Tur, so far at minimum support price of Rs 6000.The maximum (8000 MT) tur has been procured in Karnataka, followed byMh at 1001MT.As prices are ruling above MSP, Procurement quantity would be much than than normal expectation.Arrival is lower at this point of time.Farmers are hlding stock in anticipation of higher prices in coming weeks.





*In the 2nd week of May-2021, average price in Gulberga market remained closed.*

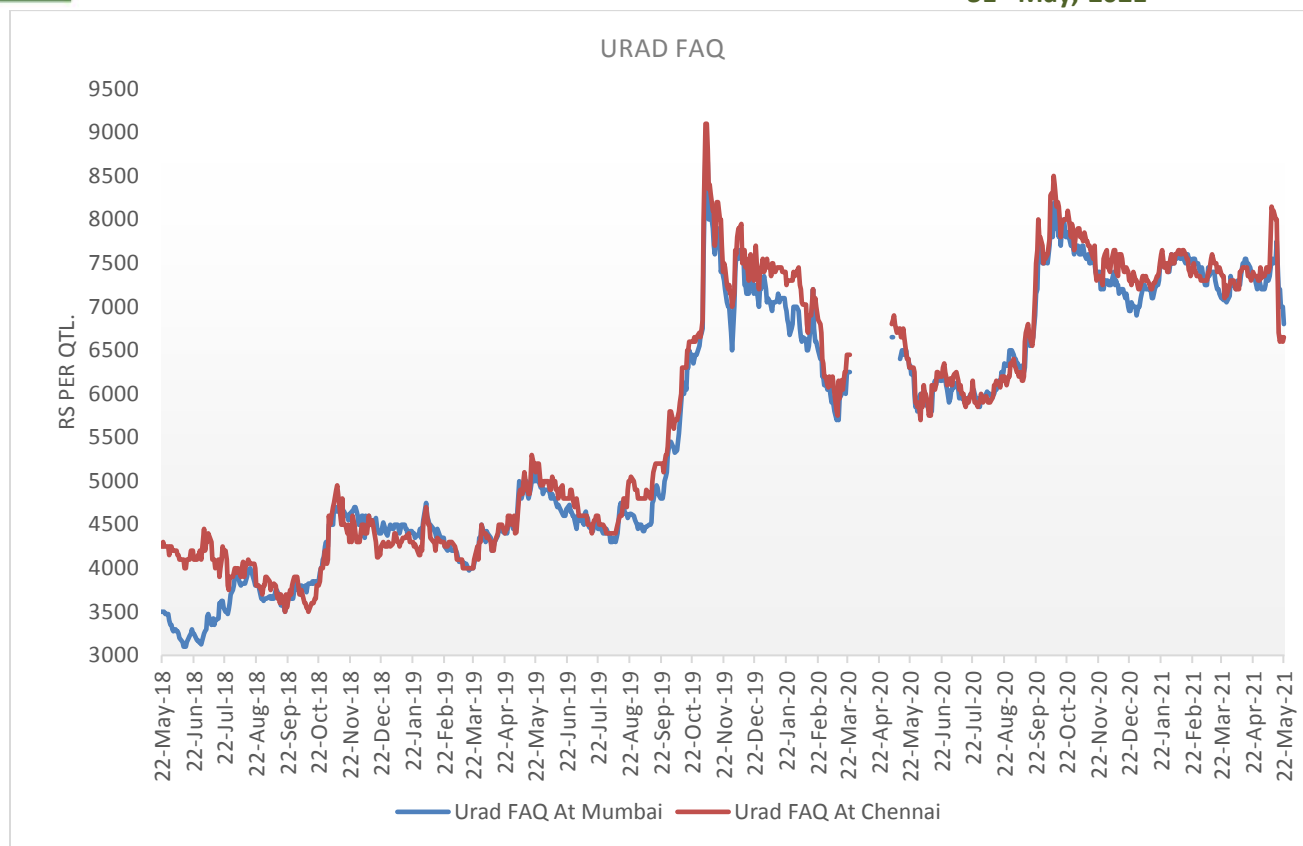
#### **Black Matpe (Urad):**

*After a considerable decline seen in the Urad cash market after the announcement of the new import policy, last week prices improved slightly on the back of limited arrivals and the increased quotes in Myanmar. New crop from kharif crop is three months away while demand is expected to improve in coming weeks. Import flow may be limited in the first fortnight of June. The cash market in Vijaywada increased by Rs 200 to 6800. As the landed cost at Indian ports would be around Rs 7000-7100, prices the domestic market may improve slightly this week. Myanmar is offering Urad FAQ at \$850-60 and SQ at \$950.*

#### **Current Market Dynamics & Outlook:**

*Arrival from rabi crop is over now while arrival is at its low due the ongoing lockdown .Major urad crop comes in kharif season. As availability in Myanmar too is low and so, price may decrease. India imported around 31573 MT urad in March-2021. From April to March-21-India imported only 3.29 lakh MT urad out of allocated four lakhMT quota.This year too the govt. has allocated 4 lakhMT import quota.import may be delayed due to the legal litigation over allocation algorithm. In April India imported 2655 MT urad.*

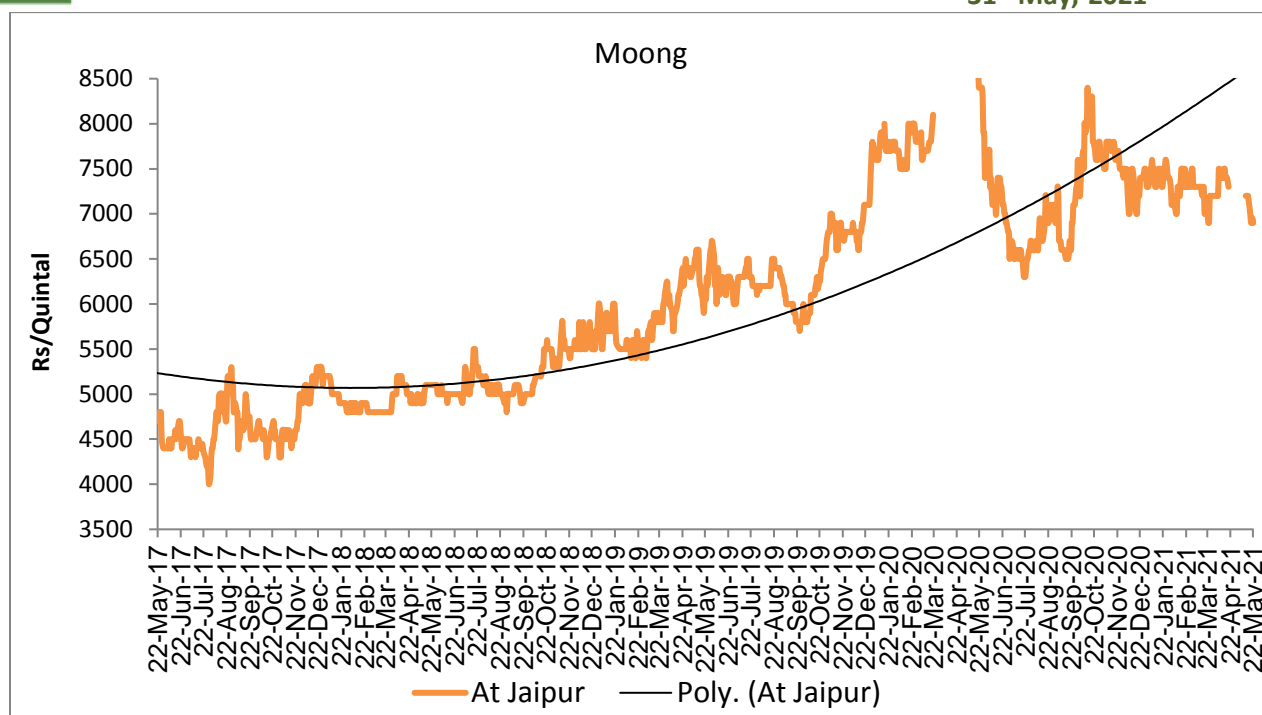
**Market Outlook:** *Urad Prices are likely to show firm movement.*



### **Green Gram (Moong):**

#### **Market Recap:**

News of some losses in Hoshangabad, Harda and Timarni in M.P. due to recent rains and the planning of the procurement drive by Nafed in these regions have lent some support to cash Moong markets. Prices may increase slightly to 6700-6800. Right now it is being traded at Rs 6400-6500. Import flow may improve as the quotes in Myanmar is steady at \$950. Also, arrivals from the summer crop would not allow the market to cross MSP in the near to medium term. The crop condition is very good in Karnataka, Odisha and in Uttar Pradesh. The major markets in Rajasthan remained closed due to the lockdown. The Moong prices have decreased by Rs 500- 600 in Delhi market during the week under review.



**Market Outlook:** Moong prices are likely to trade steady to firm in the near term.

**Import policy & duty structure:**

Commodity	Trade Policy		Tariff Schedule			
	Export	Import	Bound Duty	Proposed Cess in Budget-2021	Import Duty	Total Applied Duty with Cess
<b>Peas (Matar)</b>	Free	Restricted #	50%	40%	<b>10%</b>	50%
{HS Code 0713 10 00}					(w.e.f. 01st April, 2021)	
<b>Bengal gram (Chana)</b>	Free	Free	100%	50%	<b>10%</b>	60%
(HS Code 0713 2020)					(w.e.f. 1st April, 2021)	
<b>Kabuli Chana</b>	Free	Free	100%	30%	<b>10%</b>	40%
(HS code 0713 2010)					(w.e.f. 1st April, 2021)	
<b>Moong</b>	Free	Free	100%	Nil	<b>0%</b>	0%
{HS Code 0713 31 90}					(w.e.f. 15th May, 2021)	
<b>Urad</b>	Free	Free	100%	Nil	<b>0%</b>	0%

{HS Code 0713 31 10}					(w.e.f. 15th May, 2021)	
<b>Lentil (Masur)</b>	Free	Free	100%	20%	<b>10%</b>	30%
{HS Code 0713 40 00}					(w.e.f. 1 <sup>st</sup> April-2021)	
<b>Pigeon pea (Tur/Arhar)</b>	Free	Free	100%	Nil	<b>10%</b>	10%
{HS Code 0713 60 00}					(w.e.f. 15th May 2021)	
<b>Other pulses</b>	Free	Free	100%	Nil	<b>0%</b>	0%
{HS Code 071332, 33, 39, 50, 90}					(w.e.f. 08th June, 2006)	

**Note:**
**Moong,Urad & Tur import placed from restricted to free list from 15th May-2021**

Peas:1.5 lakh MT(yellow ,green and Caspa)

Chana import is duty free from LDC (the Least Developed Countries)

**Indian Pulses MSP**

<b>MSP (Rs/Quinta l)</b>	<b>2010- 11</b>	<b>2011- 12</b>	<b>2012-13</b>	<b>2013- 14</b>	<b>2014-15</b>	<b>2015-16</b>	<b>2016- 17</b>	<b>2017-18</b>	<b>2018- 19</b>	<b>2019- 20</b>	<b>2020 -21</b>
<i>Tur (Arhar )</i>	3000*	3200*	3850	4300	4350	4625**	5050* **	5450*	5675	5800	<b>6000</b>
<i>Moong</i>	3170*	3500*	4400	4500	4600	4850**	5225* **	5575*	6975	7050	<b>7196</b>
<i>Urad</i>	2900*	3300*	4300	4300	4350	4625**	5000* **	5400*	5600	5700	<b>6000</b>
<i>Gram</i>	2100	2800	3000	3100	3175	3425	4000	4400 **	4620	4875	<b>5100</b>
<i>Lentil (Ma sur)</i>	2250	2800	2900	2950	3075	3325	3925	4250* ***	4475	4800	<b>5100</b>
* For 2017-18 Tur (Arhar)5250+ 200 Bonus,Moong5375+ 200 bonus &Urad5200 + 200bonus											

\*: Additional Bonus of Rs 500 per quintal for market arrivals within the first two months of harvesting

\*\*: Additional Bonus of Rs 200 per quintal, \*\*\*:Additional Bonus of Rs 425 per quintal

**Pulses Weekly Price Sheet:**

<b>Puls es</b>	<b>State</b>	<b>Market</b>	<b>Pulses Variety/Origin (Rs in Qtl)</b>	<b>27- May-21</b>	<b>20- May-21</b>	<b>27- Apr-21</b>	<b>27- May-20</b>
<b>Chan a</b>	<b>Delhi</b>	<b>Delhi</b>	<b>Chana (Australia)</b>	5400	5500	5500	4150
<b>Chan a</b>	<b>Maharashtr a</b>	<b>Mumbai</b>	<b>Chana (Australia)</b>	6300	6250	6200	5800
<b>Chan a</b>	<b>West Bengal</b>	<b>Kolkatta</b>	<b>Chana (Australia)</b>	6400	6350	6300	4200
<b>Chan a</b>	<b>Maharashtr a</b>	<b>Mumbai</b>	<b>Chana (Australia) in \$/t</b>	NA	NA	NA	NA

Pulses	State	Market	Pulses Variety/Origin (Rs in Qtl)	27-May-21	20-May-21	27-Apr-21	27-May-20
Chana	Maharashtra	Mumbai	Chana (Tanzania) in \$/t	NA	NA	NA	NA
Chana	Maharashtra	Mumbai	Kabuli Chana (Russia) in \$/t	670	670	630	650
Chana	Delhi	Delhi	Chana Kantewala/Katawala (M.P. Origin)	5300	5375	5400	4000
Chana	Rajasthan	Ramganj	Chana (Both Desi and Kantewala)	4850	Closed	Closed	3800
Chana	Madhya Pradesh	Indore	Chana kantewala/katawala	Closed	Closed	Closed	4100
Chana	Madhya Pradesh	Dewas	Chana Kantewala/Katawala	Closed	Closed	Closed	5200
Chana	Madhya Pradesh	Neemuch	Chana Kantewala/Katawala	Closed	Closed	Closed	Closed
Chana	Madhya Pradesh	Rajgarh	Chana Kantewala/Katawala	closed	NR	NR	Closed
Chana	Maharashtra	Nanded	Chana Kantewala/Katawala	NR	NR	Closed	Closed
Chana	Maharashtra	Barshi	Chana Kantewala/Katawala	Closed	4500	Closed	3600
Chana	Maharashtra	Mumbai	Chana (Ethiopia)	NA	NA	NA	NA
Chana	Delhi	Delhi	Chana Rajasthan	5350	5400	5500	4100
Chana	Maharashtra	Mumbai	Chana (Tanzania)	4900	5000	4950	NA
Chana	Maharashtra	Akola	Chana Annagiri	5100	5100	5425	4200
Chana	Maharashtra	Latur	Chana Annagiri	4700	4800	4950	3825
Chana	Maharashtra	Nagpur	Chana Annagiri	Closed	Closed	Closed	NA
Chana	Maharashtra	Nanded	Chana Annagiri	NR	NR	Closed	Closed
Chana	Maharashtra	Udgir	Chana Annagiri	Closed	Closed	Closed	Closed
Chana	Karnataka	Gulbarga	Chana Annagiri	Closed	Closed	Closed	4000
Chana	Delhi	Delhi	Chana Besan	6643	6714	6943	5286
Chana	Maharashtra	Akola	Chana Chapa	5050	5050	5375	4100
Chana	Maharashtra	Nagpur	Chana chapa	Closed	Closed	Closed	NA

Pulses	State	Market	Pulses Variety/Origin (Rs in Qtl)	27-May-21	20-May-21	27-Apr-21	27-May-20
Chana	Maharashtra	Barshi	Chana Chapa	Closed	4700	Closed	3800
Chana	Madhya Pradesh	Gwalior	Chana Desi	Closed	Closed	Closed	Closed
Chana	Madhya Pradesh	Harda	Chana Desi	4900	Closed	Closed	4000
Chana	Madhya Pradesh	Ganjbasoda	Chana Desi	Closed	Closed	Closed	3850
Chana	Madhya Pradesh	Katni	Chana Desi	Closed	Closed	Closed	3950
Chana	Madhya Pradesh	Pipariya	Chana Desi	Closed	Closed	Closed	3900
Chana	Madhya Pradesh	Morena	Chana Desi	NA	NA	NA	NA
Chana	Madhya Pradesh	Bina	Chana Desi	Closed	NA	NA	Closed
Chana	Madhya Pradesh	Dabra	Chana Desi	Closed	Closed	Closed	NA
Chana	Madhya Pradesh	Ashok Nagar	Chana Desi	Closed	Closed	Closed	3850
Chana	Madhya Pradesh	Bhind	Chana Desi	4800	4800	4900	4000
Chana	Maharashtra	Ahmednagar	Chana Desi	4800	4800	Closed	3800
Chana	Maharashtra	Barshi	Chana Desi	Closed	4500	Closed	3600
Chana	Maharashtra	Nagpur	Chana Desi	Closed	Closed	Closed	NA
Chana	Maharashtra	Hinganghat	Chana Desi	4775	Closed	5050	NA
Chana	Rajasthan	Jaipur	Chana Desi	5300	Closed	Closed	4075
Chana	Rajasthan	Sriganganagar	Chana Desi	Closed	Closed	5700	NA
Chana	Rajasthan	Kekri	Chana Desi	Closed	Closed	5500	3700
Chana	Rajasthan	Bundi	Chana Desi	4820	Closed	5150	3700
Chana	Rajasthan	Ajmer	Chana Desi	Closed	Closed	Closed	3700
Chana	Rajasthan	Alwar	Chana Desi	5100	Closed	NA	NA
Chana	Andhra Pradesh	Vijaywada	Chana Desi	Closed	Closed	5100	Closed

Pulses	State	Market	Pulses Variety/Origin (Rs in Qtl)	27-May-21	20-May-21	27-Apr-21	27-May-20
Chana	Andhra Pradesh	Banagana palli	Chana Desi	NA	NA	NA	4400
Chana	Uttar Pradesh	Jhansi	Chana Desi	NA	NA	Closed	3750
Chana	Uttar Pradesh	Kanpur	Chana Desi	Closed	Closed	5400	4125
Chana	Gujarat	Dahod	Chana Desi	4900	Closed	Closed	3975
Chana	Rajasthan	Bikaner	Chana	Closed	Closed	Closed	4000
Chana	Maharashtra	Jalgaon	Chana	5000	4900	4975	4075
Chana	Maharashtra	Solapur	Chana	5200	5100	5300	4100
Chana	Maharashtra	Amaravati	Chana	4850	Closed	Closed	NA
Chana	Chhattisgarh	Raipur	Chana	5150	5200	Closed	4150
Chana	Karnataka	Sedam	Chana	4700	NA	NA	NA
Chana	Maharashtra	Jalna	Chana Gauran	4650	4700	5000	3850
Chana	Maharashtra	Latur	Chana Gauran	4600	4675	4850	3700
Chana	Madhya Pradesh	Ujjain	Chana Dollar	Closed	Closed	Closed	5200
Chana	Maharashtra	Jalna	Chana Pila	4750	4750	5050	3900
Chana	Maharashtra	Latur	Chana G 12/Vijay	4800	4900	5000	3900
Chana	Maharashtra	Udgir	Chana Vijay	Closed	Closed	Closed	Closed
Chana	Madhya Pradesh	Indore	Kabuli Chana 58-60 Export Quality	Closed	Closed	Closed	5150
Chana	Madhya Pradesh	Indore	Kabuli Chana 44-46 Mill Quality	Closed	Closed	Closed	6150
Chana	Maharashtra	Mumbai	Kabuli Chana (Russia)	5200	5300	5400	NA
Chana	Madhya Pradesh	Indore	Raw Kabuli Chana Quality	Closed	Closed	Closed	5500
Chana	Madhya Pradesh	Dabra	Kabuli Chana	Closed	Closed	Closed	NA
Chana	Maharashtra	Latur	Chana Mixed (Mill)	4600	4675	4850	3700



Pulses	State	Market	Pulses Variety/Origin (Rs in Qtl)	27-May-21	20-May-21	27-Apr-21	27-May-20
Chana	Maharashtra	Akola	Chana Mixed	5000	5000	5325	4000
Chana	Maharashtra	Ahmednagar	Chana Vishal	5000	5000	Closed	4000
Chana	Karnataka	Gulbarga	Chana Dall (Branded)	Closed	Closed	Closed	5050
Chana	Madhya Pradesh	Indore	Chana Dall (Average Quality)	Closed	Closed	Closed	5300
Chana	Delhi	Delhi	Chana Dall	6100	6250	6600	4850
Chana	Maharashtra	Jalgaon	Chana Dall	6300	6400	6500	5300
Chana	Maharashtra	Latur	Chana Dall	6200	6300	6450	5000
Chana	Madhya Pradesh	Gwalior	Chana Dall	Closed	Closed	Closed	Closed
Chana	Rajasthan	Bikaner	Chana Dall	Closed	Closed	Closed	NA
Chana	Maharashtra	Nagpur	Chana Dall	Closed	Closed	Closed	NA
Chana	Madhya Pradesh	Dabra	Chana Dall	Closed	Closed	Closed	NA
Chana	Karnataka	Gulbarga	Chana Dall	Closed	Closed	Closed	4900
Chana	Madhya Pradesh	Pipariya	Chana Dall	Closed	Closed	Closed	5400
Chana	Uttar Pradesh	Kanpur	Chana Dall	Closed	Closed	6700	5300
Chana	Jharkhand	Jamshedpur	Chana Dall	NR	NR	NR	Closed
Chana	Maharashtra	Akola	Chana Dall	6400	6400	6700	5300
Chana	Maharashtra	Barshi	Chana Dall	Closed	6200	Closed	5400
Chana	Madhya Pradesh	Bhind	Chana Dall	7800	7500	7800	5300
Masur	Uttar Pradesh	Kanpur	Masur (Bareilly)	Closed	Closed	6650	5500
Masur	Uttar Pradesh	Kanpur	Masur Mill Quality Kanpur	Closed	Closed	6550	5525
Masur	Madhya Pradesh	Gwalior	Masur	Closed	Closed	Closed	Closed
Masur	Madhya Pradesh	Vidisha	Masur	Closed	Closed	Closed	Closed

Pulses	State	Market	Pulses Variety/Origin (Rs in Qtl)	27-May-21	20-May-21	27-Apr-21	27-May-20
Masur	Madhya Pradesh	Ganj Basoda	Masur	Closed	Closed	Closed	5150
Masur	Madhya Pradesh	Katni	Masur	Closed	Closed	Closed	4850
Masur	Uttar Pradesh	Jhansi	Masur	NA	NA	Closed	4950
Masur	Bihar	Patna	Masur	NR	NR	NR	5550
Masur	Chhattisgarh	Raipur	Masur	6200	6300	Closed	5425
Masur	Madhya Pradesh	Ashok Nagar	Masur Desi	Closed	Closed	Closed	5100
Masur	Madhya Pradesh	Pipariya	Masur Desi	Closed	Closed	Closed	NA
Masur	Madhya Pradesh	Neemuch	Masur Desi	Closed	Closed	Closed	Closed
Masur	Madhya Pradesh	Indore	Masur Medium (barik)	Closed	Closed	Closed	5200
Masur	Madhya Pradesh	Dabra	Masur Medium	Closed	Closed	Closed	NA
Masur	Madhya Pradesh	Rajgarh	Masur Medium	closed	NR	NR	Closed
Masur	Jharkhand	Jamshedpur	Masur Dall Malka	NR	NR	NR	Closed
Masur	Madhya Pradesh	Gwalior	Masur Dall Malka	Closed	Closed	Closed	Closed
Masur	Madhya Pradesh	Indore	Masur Dall (Medium)	Closed	Closed	Closed	6900
Masur	Delhi	Delhi	Masur Dall Choti	7700	8000	8150	6650
Masur	Delhi	Delhi	Masur Badi /Malka dal	7500	7800	7850	6500
Masur	Delhi	Delhi	Masur Canadian	6400	6650	6275	5600
Masur	West Bengal	Kolkatta	Masur (Canada)	6550	6550	6250	5600
Masur	Tamil Nadu	Chennai	Yellow Lentil (Canada Laird No.1 )	11800	13000	12000	11000
Masur	Tamil Nadu	Chennai	Yellow Lentil (Canada Laird No.2 )	11600	12800	11800	10800
Masur	Tamil Nadu	Chennai	Yellow Lentil (Canada Laird No.3 )	11400	12600	11500	10600
Masur	Madhya Pradesh	Indore	Masur Mota Masra	Closed	Closed	Closed	5250

Pulses	State	Market	Pulses Variety/Origin (Rs in Qtl)	27-May-21	20-May-21	27-Apr-21	27-May-20
Masur	Madhya Pradesh	Indore	Masur Chota (FAQ)	Closed	Closed	Closed	5225
Masur	Maharashtra	Mumbai	Masur (Canada)(Container)	6450	6450	6150	5700
Masur	Maharashtra	Mumbai	Masur Vessel	6200	6650	6000	5600
Masur	Delhi	Delhi	Masur (Kotaline)	6600	6800	6600	5500
Masur	Delhi	Delhi	Masur (Sikri Line)	6950	7100	7100	5850
Masur	Delhi	Delhi	Masur Chanti-Export Quality	8600	8650	8600	7000
Masur	Madhya Pradesh	Bina	Masur Kali	Closed	NA	NA	Closed
Moong	Maharashtra	Mumbai	Moong Annaseva (Burma) in \$/t	950	950	1020	980
Moong	Maharashtra	Mumbai	Moong Pedishewa/Pedisheva/(Burma) in \$/t	970	970	1000	1050
Moong	Maharashtra	Mumbai	Moong Pokako/Pakaku (Burma) in \$/t	900	900	1000	950
Moong	Maharashtra	Mumbai	Moong (Tanzania)	NA	NA	NA	Closed
Moong	Delhi	Delhi	Moong (Kanpur-U.P.)	Closed	Closed	Closed	NA
Moong	Delhi	Delhi	Moong Desi (Merta City-Raj)	Closed	Closed	Closed	7000
Moong	Delhi	Delhi	Moong (Mertacity Polish-Raj)	Closed	Closed	Closed	NA
Moong	Karnataka	Gulbarga	Moong FAQ	Closed	Closed	Closed	NA
Moong	Uttar Pradesh	Kanpur	Moong (UP line)	6900	7000	Closed	7200
Moong	Maharashtra	Akola	Moong	6800	7200	7600	7500
Moong	Maharashtra	Barshi	Moong	Closed	7000	Closed	7000
Moong	Maharashtra	Ahmednagar	Moong	6900	7300	Closed	7500
Moong	Madhya Pradesh	Harda	Moong	6400	Closed	Closed	6200
Moong	Rajasthan	Kekri	Moong	Closed	Closed	6700	7200
Moong	Maharashtra	Latur	Moong	NA	NA	NA	NA

Pulses	State	Market	Pulses Variety/Origin (Rs in Qtl)	27-May-21	20-May-21	27-Apr-21	27-May-20
Moong	Madhya Pradesh	Dabra	Moong	Closed	Closed	Closed	NA
Moong	Rajasthan	Sriganganagar	Moong	Closed	Closed	NA	NA
Moong	Andhra Pradesh	Vijaywada	Moong	Closed	Closed	6800	Closed
Moong	Rajasthan	Ajmer	Moong Desi	Closed	Closed	Closed	6300
Moong	Uttar Pradesh	Hathras	Moong Desi	NA	NA	NA	NA
Moong	Madhya Pradesh	Pipariya	Moong Desi	Closed	Closed	Closed	6500
Moong	Maharashtra	Udgir	Moong Desi	Closed	Closed	Closed	Closed
Moong	Gujarat	Dahod	Moong (Chamki)	6500	Closed	Closed	6500
Moong	Karnataka	Gulbarga	Moong (Chamki)	Closed	Closed	Closed	7300
Moong	Madhya Pradesh	Indore	Moong (Chamki)	Closed	Closed	Closed	7500
Moong	Maharashtra	Jalgoan	Moong (Chamki)	7000	7500	7900	7500
Moong	Maharashtra	Jalna	Moong (Chamki)	NA	NA	NA	NA
Moong	Rajasthan	Jaipur	Moong (Chamki)	7000	Closed	Closed	7900
Moong	Rajasthan	Merta	Moong Chilka	6600	Closed	Closed	NA
Moong	Rajasthan	Merta	Moong Mogar	6400	Closed	Closed	NA
Moong	Rajasthan	Merta	Moong Polish	6600	Closed	Closed	NA
Moong	Karnataka	Yadgir	Moong Polish	NA	NA	6520	NA
Moong	Karnataka	Gulbarga	Moong Dall Mogar (Colourful Branded)	Closed	Closed	Closed	10000
Moong	Rajasthan	Bikaner	Moong Dall Split (Average)	Closed	Closed	Closed	9100
Moong	Delhi	Delhi	Moong (Chilka Dal-Raj)	Closed	Closed	Closed	8500
Moong	Delhi	Delhi	Moong Mogar Dall	Closed	Closed	Closed	9000
Moong	Maharashtra	Akola	Moong Dall Mogar (bold)	9500	9900	10000	10400

Pulses	State	Market	Pulses Variety/Origin (Rs in Qtl)	27-May-21	20-May-21	27-Apr-21	27-May-20
Moong	Madhya Pradesh	Indore	Moong Dall Mogar	Closed	Closed	Closed	10700
Moong	Jharkhand	Jamshedpur	Moong Dall Mogar	NR	NR	NR	Closed
Moong	Jharkhand	Jamshedpur	Moong Dal Mogar (Sortex)	NR	NR	NR	Closed
Moong	Maharashtra	Mumbai	Moong Kenya	NA	NA	NA	Closed
Moong	Maharashtra	Mumbai	Moong Pokako/Pakkaku	NA	NA	NA	Closed
Moong	Maharashtra	Jalna	Moong Gauran	NA	NA	NA	NA
Moong	Karnataka	Sedam	Moong Green	NA	NA	NA	NA
Moong	West Bengal	Kolkatta	Moong Pedishewa/Pedisheva	NA	NA	NA	NA
Moth	Rajasthan	Jaipur	Moth	6850	Closed	Closed	7500
Moth	Rajasthan	Nokha	Moth	6900	Closed	Closed	6400
Moth	Rajasthan	Bhilwara	Moth	NA	Closed	NA	NA
Pea	Maharashtra	Mumbai	Peas White/Yellow (America)	NA	NA	NA	NA
Pea	Maharashtra	Mumbai	Peas Green (America)	NA	NA	NA	NA
Pea	Uttar Pradesh	Kanpur	Peas White (Canada)	Closed	Closed	5000	4450
Pea	Maharashtra	Mumbai	Peas White/Yellow (Canada)	NA	NA	NA	NA
Pea	West Bengal	Kolkatta	Peas Yellow/White (Canada)	6050	6000	6150	5600
Pea	Maharashtra	Mumbai	Peas Green (Canada)	NA	NA	NA	NA
Pea	West Bengal	Kolkatta	Peas Green (Canada)	NA	NA	NA	NA
Pea	West Bengal	Kolkatta	Peas Yellow/White (Russia)	NA	NA	NA	NA
Pea	Maharashtra	Mumbai	Peas Yellow (Russia)	NA	NA	NA	NA
Pea	Uttar Pradesh	Kanpur	Peas Desi	Closed	Closed	5200	4550
Pea	Madhya Pradesh	Gwalior	Peas White	Closed	Closed	Closed	Closed

Pulses	State	Market	Pulses Variety/Origin (Rs in Qtl)	27-May-21	20-May-21	27-Apr-21	27-May-20
Pea	Madhya Pradesh	Harpalpur	Peas White	Closed	Closed	5050	NR
Pea	Uttar Pradesh	Jhansi	Peas White	NA	NA	Closed	4350
Pea	Madhya Pradesh	Dabra	Peas White	Closed	Closed	Closed	NA
Pea	Delhi	Delhi	Peas Green	12000	12000	12000	12200
Pea	Madhya Pradesh	Dabra	Peas Green	Closed	Closed	Closed	NA
Pea	Delhi	Delhi	Peas Yellow	7400	8600	8600	6550
Pea	Jharkhand	Jamshedpur	Peas Dall	NR	NR	NR	Closed
Pea	Madhya Pradesh	Gwalior	Peas White Dall	Closed	Closed	Closed	Closed
Tur	Maharashtra	Mumbai	Tur Lemon (Burma) in \$/t	900	900	800	610
Tur	Tamil Nadu	Chennai	Tur Lemon (Burma) in \$/t	NA	NA	NA	NA
Tur	Uttar Pradesh	Kanpur	Tur (MP)	Closed	Closed	6600	5250
Tur	Uttar Pradesh	Kanpur	Tur (UP Line)	Closed	Closed	6700	5450
Tur	Maharashtra	Nagpur	Tur (Mah.)	Closed	Closed	Closed	5400
Tur	Madhya Pradesh	Indore	Tur Mah. Origin	Closed	Closed	Closed	5350
Tur	Maharashtra	Jalna	Tur BDM	6400	6600	6900	5200
Tur	Maharashtra	Hinganghat	Tur	NA	Closed	7025	NA
Tur	Maharashtra	Solapur	Tur	6650	6750	6850	5300
Tur	Madhya Pradesh	Katni	Tur	Closed	Closed	Closed	5100
Tur	Madhya Pradesh	Bhind	Tur	4800	5200	4900	4800
Tur	Madhya Pradesh	Dabra	Tur	Closed	Closed	Closed	NA
Tur	Chhattisgarh	Raipur	Tur	6800	7050	Closed	5525
Tur	Telangana	Warangal	Tur Desi	NA	NA	NA	NA
Tur	Andhra Pradesh	Dhone	Tur Desi	NA	NA	NA	NA
Tur	Madhya Pradesh	Morena	Tur Desi	NA	NA	NA	4200

Pulses	State	Market	Pulses Variety/Origin (Rs in Qtl)	27-May-21	20-May-21	27-Apr-21	27-May-20
Tur	Madhya Pradesh	Pipariya	Tur Desi	Closed	Closed	Closed	5500
Tur	Karnataka	Gulbarga	Tur Red FAQ	Closed	Closed	Closed	5300
Tur	Uttar Pradesh	Hathras	Tur Red Desi	NA	NA	NA	NA
Tur	Maharashtra	Jalna	Tur Red (Variety-Maruti)	NA	NA	NA	5000
Tur	Karnataka	Sedam	Tur Red	6750	NA	NA	NA
Tur	Karnataka	Yadgir	Tur Red	NA	NA	6850	NA
Tur	Maharashtra	Latur	Tur Red	6300	6400	6700	5100
Tur	Maharashtra	Udgir	Tur Red	Closed	Closed	Closed	Closed
Tur	Maharashtra	Akola	Tur Red	6700	6950	7100	5375
Tur	Maharashtra	Amaravati	Tur Red	6400	Closed	Closed	NA
Tur	Maharashtra	Ahmednagar	Tur Red	6100	6200	Closed	4900
Tur	Maharashtra	Barshi	Tur Red	Closed	6500	Closed	5100
Tur	Gujarat	Dahod	Tur Red	5700	Closed	Closed	4500
Tur	Karnataka	Yadgir	Tur White	NA	NA	7020	NA
Tur	Gujarat	Dahod	Tur White	6000	Closed	Closed	4500
Tur	Maharashtra	Ahmednagar	Tur White	6200	6300	Closed	5000
Tur	Maharashtra	Barshi	Tur White	Closed	6700	Closed	5000
Tur	Maharashtra	Jalgaon	Tur White Desi	6000	6000	6300	5200
Tur	Maharashtra	Ahmednagar	Tur Black	6000	6100	Closed	4800
Tur	Maharashtra	Jalna	Tur Black	NA	NA	NA	NA
Tur	Maharashtra	Barshi	Tur Black	Closed	6000	Closed	4500
Tur	Maharashtra	Latur	Tur White	NA	NA	NA	NA
Tur	Maharashtra	Jalna	Tur White	6200	6400	6500	5100
Tur	Andhra Pradesh	Vijaywada	Tur Lemon	Closed	Closed	6500	Closed
Tur	Tamil Nadu	Chennai	Tur Lemon	6200	6400	6100	4975

Pulses	State	Market	Pulses Variety/Origin (Rs in Qtl)	27-May-21	20-May-21	27-Apr-21	27-May-20
Tur	West Bengal	Kolkatta	Tur Lemon (Burma)	NA	NA	NA	NA
Tur	Delhi	Delhi	Tur Lemon (Burma)	6400	6750	7000	5350
Tur	Maharashtra	Mumbai	Tur Lemon (Burma)	6100	6400	6650	4900
Tur	Jharkhand	Jamshedpur	Tur Dall	NR	NR	NR	Closed
Tur	Maharashtra	Jalgaon	Tur Dall	9500	9500	9700	7700
Tur	Madhya Pradesh	Bhind	Tur Dall	11000	10500	10500	9700
Tur	Madhya Pradesh	Pipariya	Tur Dall (Non-Sortex)	Closed	Closed	Closed	9100
Tur	Maharashtra	Akola	Tur Dall Sava no.	9000	9100	9500	7500
Tur	Maharashtra	Barshi	Tur Dall Sava no.	Closed	8700	Closed	7100
Tur	Karnataka	Gulbarga	Tur Sava No. Dall	Closed	Closed	Closed	7200
Tur	Maharashtra	Akola	Tur Dall Phatka	9700	9700	10200	7700
Tur	Maharashtra	Barshi	Tur Dall Phatka	Closed	9800	Closed	8100
Tur	Maharashtra	Latur	Tur Dall Phatka	9600	9750	10000	8000
Tur	Madhya Pradesh	Indore	Tur Dall Phatka (General)	Closed	Closed	Closed	8300
Tur	Karnataka	Gulbarga	Tur Dall Pathka (Sortex)	Closed	Closed	Closed	9000
Tur	Karnataka	Gulbarga	Tur Dall Phatka (Non Sortex)	Closed	Closed	Closed	9550
Tur	Maharashtra	Latur	Tur Sava Dall	8500	8800	9000	7500
Urad	Maharashtra	Mumbai	Urad FAQ (Burma) in \$/t	825	825	760	720
Urad	Tamil Nadu	Chennai	Urad FAQ (Burma) in \$/t	NA	NA	NA	NA
Urad	Tamil Nadu	Chennai	Urad SQ (Burma) in \$/t	NA	NA	NA	NA
Urad	Maharashtra	Mumbai	Urad SQ (Burma) in \$/t	950	950	885	790
Urad	West Bengal	Kolkatta	Urad FAQ (Burma)	6900	7100	7400	6250
Urad	Maharashtra	Mumbai	Urad FAQ (Burma)	6800	7000	7300	5850
Urad	Madhya Pradesh	Indore	Urad (Mah. origin)	Closed	Closed	Closed	7900
Urad	Madhya Pradesh	Indore	Urad	Closed	Closed	Closed	7900



Pulses	State	Market	Pulses Variety/Origin (Rs in Qtl)	27-May-21	20-May-21	27-Apr-21	27-May-20
Urad	Madhya Pradesh	Harpalpur	Urad	Closed	Closed	NA	NA
Urad	Madhya Pradesh	Ganjbasoda	Urad	Closed	Closed	Closed	NA
Urad	Rajasthan	Jaipur	Urad	7000	Closed	Closed	NA
Urad	Rajasthan	Kekri	Urad	Closed	Closed	6785	5900
Urad	Rajasthan	Bundi	Urad	5500	Closed	6500	NA
Urad	Maharashtra	Ahmednagar	Urad	6800	7000	Closed	6500
Urad	Maharashtra	Barshi	Urad	Closed	7000	Closed	6500
Urad	Maharashtra	Jalna	Urad	NA	NA	NA	NA
Urad	Maharashtra	Latur	Urad	NA	NA	NA	NA
Urad	Uttar Pradesh	Jhansi	Urad	NA	NA	Closed	NA
Urad	Karnataka	Sedam	Urad	NA	NA	NA	NA
Urad	Gujarat	Dahod	Urad	6500	Closed	Closed	5800
Urad	Madhya Pradesh	Ashok Nagar	Urad Desi	Closed	Closed	Closed	5300
Urad	Madhya Pradesh	Neemuch	Urad Desi	Closed	Closed	Closed	Closed
Urad	Madhya Pradesh	Pipariya	Urad Desi	Closed	Closed	Closed	NA
Urad	Rajasthan	Ramganj	Urad Desi	5700	Closed	Closed	NA
Urad	Rajasthan	Bhilwara	Urad Desi	NA	Closed	NA	NA
Urad	Maharashtra	Jalgoan	Urad Desi	6900	7000	7750	6800
Urad	Maharashtra	Udgir	Urad Desi	Closed	Closed	Closed	Closed
Urad	Maharashtra	Akola	Urad Desi	6700	7000	7250	6400
Urad	Uttar Pradesh	Kanpur	Urad Desi	Closed	Closed	7200	6700
Urad	Telangana	Adilabad	Urad Desi	NA	NA	NA	NA
Urad	Telangana	Warangal	Urad Desi	NA	NA	NA	7110
Urad	Delhi	Delhi	Urad Desi	6800	7100	7500	6500
Urad	Karnataka	Gulbarga	Urad FAQ	Closed	Closed	Closed	6400
Urad	Delhi	Delhi	Urad FAQ	6900	7150	7650	6500
Urad	Tamil Nadu	Chennai	Urad FAQ (Chota Dana)	6850	6600	7300	5900
Urad	Delhi	Delhi	Urad SQ	7300	7500	8150	7200
Urad	Tamil Nadu	Chennai	Urad SQ	7250	7400	7900	6250

Pulses	State	Market	Pulses Variety/Origin (Rs in Qtl)	27-May-21	20-May-21	27-Apr-21	27-May-20
Urad	Andhra Pradesh	Vijaywada	Urad (Polish)	Closed	Closed	7400	Closed
Urad	Andhra Pradesh	Guntur	Urad (Polish)	Closed	Closed	7500	6700
Urad	Andhra Pradesh	Guntur	Urad (Unpolish)	Closed	Closed	7300	6400
Urad	Andhra Pradesh	Vijaywada	Urad Sada(Bada)	Closed	Closed	7300	Closed
Urad	Andhra Pradesh	Guntur	Urad Gota Branded	Closed	Closed	10600	9500
Urad	Madhya Pradesh	Dabra	Urad Kali	Closed	Closed	Closed	NA
Urad	Madhya Pradesh	Dabra	Urad Lal	Closed	Closed	Closed	NA
Urad	Madhya Pradesh	Dabra	Urad Rangoli	Closed	Closed	Closed	NA
Urad	Madhya Pradesh	Bina	Urad (Black and Brown)	Closed	NA	NA	Closed
Urad	Madhya Pradesh	Indore	Urad Dall Mogar (General-Average)	Closed	Closed	Closed	9700
Urad	Rajasthan	Bikaner	Urad Dall Split (Average)	Closed	Closed	Closed	8700
Urad	Jharkhand	Jamshedpur	Urad Dall Mogar	NR	NR	NR	Closed
Urad	Karnataka	Gulbarga	Urad Dall Mogar (Local branded)	Closed	Closed	Closed	11100
Urad	Andhra Pradesh	Guntur	Urad Dall (Branded)	Closed	Closed	10600	9500

Pulses	State	Market	Pulses Weekly Arrivals	27-May-21	20-May-21	27-Apr-21	27-May-20
Chana	Delhi	Delhi	Chana Both(MP and Raj. Origin) in Motors/trucks	7	10	15	15
Chana	Rajasthan	Ramganj	Chana (Both Desi and kantewala) in Qtls.	500	Closed	Closed	4000
Chana	Madhya Pradesh	Indore	Chana Kantewala/Katawala in Qtls.	Closed	Closed	Closed	2000
Chana	Madhya Pradesh	Dewas	Chana Kantewala/Katawala in Qtls.	Closed	Closed	Closed	1500
Chana	Madhya Pradesh	Neemuch	Chana Kantewala/Katawala in Qtls.	Closed	Closed	Closed	Closed
Chana	Madhya Pradesh	Rajgarh	Chana Kantewala/Katawala in Qtls.	closed	NR	NR	Closed
Chana	Madhya Pradesh	Dabra	Kabuli Chana in Qtls.	Closed	Closed	Closed	NA

Pulses	State	Market	Pulses Weekly Arrivals	27-May-21	20-May-21	27-Apr-21	27-May-20
Chana	Madhya Pradesh	Bhind	Chana Desi in Qtls.	30	30	30	25
Chana	Madhya Pradesh	Bina	Chana Desi in Qtls.	Closed	NA	NA	Closed
Chana	Madhya Pradesh	Dabra	Chana Desi in Qtls.	Closed	Closed	Closed	NA
Chana	Madhya Pradesh	Dabra	Chana Dall in Qtls.	Closed	Closed	Closed	NA
Chana	Madhya Pradesh	Ganjbasoda	Chana Desi in Qtls.	Closed	Closed	Closed	6000
Chana	Madhya Pradesh	Gwalior	Chana Desi in Qtls.	Closed	Closed	Closed	Closed
Chana	Madhya Pradesh	Harda	Chana Desi in Qtls.	500	Closed	Closed	75
Chana	Madhya Pradesh	Morena	Chana Desi in Qtls.	NA	NA	NA	NA
Chana	Madhya Pradesh	Pipariya	Chana Desi in Qtls.	Closed	Closed	Closed	50
Chana	Madhya Pradesh	Asok Nagar	Chana Desi in Qtls.	Closed	Closed	Closed	1500
Chana	Madhya Pradesh	Katni	Chana Desi in Qtls.	Closed	Closed	Closed	1000
Chana	Rajasthan	Bundi	Chana Desi in Qtls.	85	Closed	320	125
Chana	Rajasthan	Ajmer	Chana Desi in Qtls.	Closed	Closed	Closed	1200
Chana	Rajasthan	Alwar	Chana Desi in Qtls.	4	Closed	NA	NA
Chana	Rajasthan	Kekri	Chana Desi in Qtls.	Closed	Closed	420	2000
Chana	Rajasthan	Sriganganagar	Chana Desi in Qtls.	Closed	Closed	100	NA
Chana	Maharashtra	Amaravati	Chana Desi in Qtls.	1500	Closed	Closed	NA
Chana	Maharashtra	Barshi	Chana Desi in Qtls.	Closed	2000	Closed	500
Chana	Maharashtra	Jalgaon	Chana Desi in Qtls.	100	100	200	300
Chana	Uttar Pradesh	Jhansi	Chana Desi in Qtls.	NA	NA	Closed	300
Chana	Andhra Pradesh	Vijaywada	Chana Desi in Qtls.	Closed	Closed	600	Closed
Chana	Maharashtra	Hinganghat	Chana Desi in Qtls.	7000	Closed	2200	NA

Pulses	State	Market	Pulses Weekly Arrivals	27-May-21	20-May-21	27-Apr-21	27-May-20
Chana	Madhya Pradesh	Ujjain	Chana in Qtls.	Closed	Closed	Closed	400
Chana	Maharashtra	Amednagar	Chana in Qtls.	200	500	Closed	600
Chana	Maharashtra	Akola	Chana in Qtls.	100	500	1000	100
Chana	Maharashtra	Nagpur	Chana in Qtls.	Closed	Closed	Closed	NA
Chana	Karnataka	Sedam	Chana in Qtls.	400	NA	NA	NA
Chana	Chhattisgarh	Raipur	Chana in Qtls.	100	150	Closed	20
Chana	Maharashtra	Jalna	Chana Gauran in Qtls.	500	500	700	300
Chana	Maharashtra	Jalna	Chana Pila in Qtls.	300	300	300	200
Chana	Maharashtra	Latur	Chana Mixed (Mill) in Qtls.	15000	15000	2000	12000
Chana	Maharashtra	Nanded	Chana Annagri in Qtls.	NR	NR	Closed	Closed
Chana	Maharashtra	Solapur	Chana Annagiri in Qtls.	400	800	500	500
Chana	Maharashtra	Udgir	Chana Annagiri in Qtls.	Closed	Closed	Closed	Closed
Chana	Karnataka	Gulbarga	Chana Annagiri in Qtls.	Closed	Closed	Closed	1200
Masur	Uttar Pradesh	Jhansi	Masur in Qtls.	NA	NA	Closed	200
Masur	Bihar	Patna	Masur in Qtls.	NR	NR	NR	1300
Masur	Chhattisgarh	Raipur	Masur in Qtls.	100	100	Closed	50
Masur	Madhya Pradesh	Gwalior	Masur in Qtls.	Closed	Closed	Closed	Closed
Masur	Madhya Pradesh	Bina	Masur Kali in Qtls.	Closed	NA	NA	Closed
Masur	Madhya Pradesh	Dabra	Masur Medium in Qtls.	Closed	Closed	Closed	NA
Masur	Madhya Pradesh	Rajgarh	Masur Medium in Qtls.	Closed	NR	NR	Closed
Masur	Madhya Pradesh	Indore	Masur Medium (Barik) in Qtls.	Closed	Closed	Closed	500
Masur	Madhya Pradesh	AsokNagar	Masur Desi in Qtls.	Closed	Closed	Closed	350

Pulses	State	Market	Pulses Weekly Arrivals	27-May-21	20-May-21	27-Apr-21	27-May-20
Masur	Madhya Pradesh	Pipariya	Masur Desi in Qtls.	Closed	Closed	Closed	NA
Masur	Madhya Pradesh	GanjBasoda	Masur Desi in Qtls.	Closed	Closed	Closed	5000
Masur	Madhya Pradesh	Vidisha	Masur Desi in Qtls.	Closed	Closed	Closed	Closed
Masur	Madhya Pradesh	Katni	Masur Desi in Qtls.	Closed	Closed	Closed	250
Masur	Madhya Pradesh	Neemuch	Masur Desi in Qtls.	Closed	Closed	Closed	Closed
Masur	Rajasthan	Bhilwara	Masur Desi in Qtls.	NA	Closed	NA	NA
Moong	Rajasthan	Ajmer	Moong Desi in Qtls.	Closed	Closed	Closed	50
Moong	Rajasthan	Merta City	Moong Desi in Qtls.	500	Closed	Closed	NA
Moong	Maharashtra	Udgir	Moong Desi in Qtls.	Closed	Closed	Closed	Closed
Moong	Madhya Pradesh	Pipariya	Moong Desi in Qtls.	Closed	Closed	Closed	100
Moong	Uttar Pradesh	Hathras	Moong Desi in Qtls.	NA	NA	NA	NA
Moong	Rajasthan	Sriganganagar	Moong in Qtls.	Closed	Closed	NA	NA
Moong	Rajasthan	Kekri	Moong in Qtls.	Closed	Closed	325	250
Moong	Andhra Pradesh	Vijaywada	Moong in Qtls.	Closed	Closed	600	Closed
Moong	Maharashtra	Akola	Moong in Qtls.	25	50	50	50
Moong	Maharashtra	Barshi	Moong in Qtls.	Closed	25	Closed	50
Moong	Maharashtra	Latur	Moong in Qtls.	NA	NA	NA	NA
Moong	Madhya Pradesh	Harda	Moong in Qtls.	1000	Closed	Closed	5000
Moong	Maharashtra	Jalgaon	Moong Chamki in Qtls.	NA	NA	NA	100
Moong	Maharashtra	Jalna	Moong Chamki in Qtls.	NA	NA	NA	NA
Moong	Karnataka	Gulbarga	Moong Chamki in Qtls.	Closed	Closed	Closed	50
Moong	Madhya Pradesh	Indore	Moong Chamki in Qtls.	Closed	Closed	Closed	500

Pulses	State	Market	Pulses Weekly Arrivals	27-May-21	20-May-21	27-Apr-21	27-May-20
Moong	Maharashtra	Amednagar	Moong (Polish) in Qtls.	50	100	Closed	100
Moong	Karnataka	Yadgir	Moong Polish in Qtls.	NA	NA	30	NA
Moong	Maharashtra	Jalna	Moong Gauran in Qtls.	NA	NA	NA	NA
Moong	Karnataka	Sedam	Moong Green in Qtls.	NA	NA	NA	NA
Moong	Karnataka	Gulbarga	Moong FAQ in Qtls.	Closed	Closed	Closed	NA
Moong	Uttar Pradesh	Kanpur	Moong (UP line) in Qtls.	200	NA	Closed	200
Moth	Rajasthan	Nokha	Moth in Qtls.	600	Closed	Closed	400
Peas	Madhya Pradesh	Dabra	Peas White in Qtls.	Closed	Closed	Closed	NA
Peas	Madhya Pradesh	Harpalpur	Peas White in Qtls.	Closed	Closed	250	NR
Peas	Uttar Pradesh	Jhansi	Peas White in Qtls.	NA	NA	Closed	300
Tur	Karnataka	Sedam	Tur Red in Qtls.	97	NA	NA	NA
Tur	Karnataka	Yadgir	Tur Red in Qtls.	NA	NA	490	NA
Tur	Uttar Pradesh	Hathras	Tur Red in Qtls.	NA	NA	NA	NA
Tur	Maharashtra	Akola	Tur Red in Qtls.	200	500	1000	1500
Tur	Maharashtra	Amaravati	Tur Red in Qtls.	6000	Closed	Closed	NA
Tur	Maharashtra	Latur	Tur Red in Qtls.	5000	5000	3000	6000
Tur	Maharashtra	Udgir	Tur Red in Qtls.	Closed	Closed	Closed	Closed
Tur	Karnataka	Yadgir	Tur White in Qtls.	NA	NA	25	NA
Tur	Maharashtra	Jalgoan	Tur white in Qtls.	100	100	100	300
Tur	Maharashtra	Jalna	Tur White in Qtls.	300	200	200	300
Tur	Maharashtra	Latur	Tur White in Qtls.	NA	NA	NA	NA
Tur	Maharashtra	Jalna	Tur BDM in Qtls.	200	100	100	100
Tur	Maharashtra	Jalna	Tur Red (Variety-Maruti) in Qtls.	NA	NA	NA	100

Pulses	State	Market	Pulses Weekly Arrivals	27-May-21	20-May-21	27-Apr-21	27-May-20
Tur	Madhya Pradesh	Indore	Tur Mah. Origin in Qtls.	Closed	Closed	Closed	500
Tur	Madhya Pradesh	Morena	Tur Desi in Qtls.	NA	NA	NA	200
Tur	Madhya Pradesh	Pipariya	Tur Desi in Qtls.	Closed	Closed	Closed	150
Tur	Madhya Pradesh	Katni	Tur Desi in Qtls.	Closed	Closed	Closed	1200
Tur	Madhya Pradesh	Bhind	Tur in Qtls.	50	50	50	50
Tur	Madhya Pradesh	Dabra	Tur in Qtls.	Closed	Closed	Closed	NA
Tur	Maharashtra	Amednagar	Tur in Qtls.	300	500	Closed	400
Tur	Maharashtra	Barshi	Tur in Qtls.	Closed	300	Closed	500
Tur	Maharashtra	Solapur	Tur in Qtls.	400	1000	2500	600
Tur	Maharashtra	Hinganghat	Tur in Qtls.	NA	Closed	1700	NA
Tur	Chhattisgarh	Raipur	Tur in Qtls.	100	150	Closed	50
Urad	Madhya Pradesh	AsokNagar	Urad Desi in Qtls.	Closed	Closed	Closed	150
Urad	Madhya Pradesh	Neemuch	Urad Desi in Qtls.	Closed	Closed	Closed	Closed
Urad	Maharashtra	Akola	Urad Desi in Qtls.	25	50	50	100
Urad	Maharashtra	Jalgaon	Urad Desi in Qtls.	NA	NA	NA	100
Urad	Maharashtra	Udgir	Urad Desi in Qtls.	Closed	Closed	Closed	Closed
Urad	Rajasthan	Bhilwara	Urad Desi in Qtls.	NA	Closed	NA	NA
Urad	Rajasthan	Ramganj	Urad Desi in Qtls.	20	Closed	Closed	NA
Urad	Madhya Pradesh	Bina	Urad in Qtls.	Closed	NA	NA	Closed
Urad	Madhya Pradesh	Ganjbasoda	Urad in Qtls.	Closed	Closed	Closed	NA
Urad	Madhya Pradesh	Harpalpur	Urad in Qtls.	Closed	Closed	NA	NA
Urad	Madhya Pradesh	Pipariya	Urad in Qtls.	Closed	Closed	Closed	NA
Urad	Rajasthan	Bundi	Urad in Qtls.	3	Closed	15	NA

Pulses	State	Market	Pulses Weekly Arrivals	27-May-21	20-May-21	27-Apr-21	27-May-20
Urad	Rajasthan	Kekri	Urad in Qtls.	Closed	Closed	275	100
Urad	Maharashtra	Amednagar	Urad in Qtls.	50	100	Closed	100
Urad	Maharashtra	Barshi	Urad in Qtls.	Closed	300	Closed	100
Urad	Maharashtra	Jalna	Urad in Qtls.	NA	NA	NA	NA
Urad	Maharashtra	Latur	Urad in Qtls.	NA	NA	NA	NA
Urad	Uttar Pradesh	Jhansi	Urad in Qtls.	NA	NA	Closed	NA
Urad	Karnataka	Sedam	Urad in Qtls.	NA	NA	NA	NA
Urad	Madhya Pradesh	Dabra	Urad Kali in Qtls.	Closed	Closed	Closed	NA
Urad	Madhya Pradesh	Dabra	Urad Lal in Qtls.	Closed	Closed	Closed	NA
Urad	Madhya Pradesh	Dabra	Urad Rangoli in Qtls.	Closed	Closed	Closed	NA
Urad	Madhya Pradesh	Indore	Urad (Mah. origin) in Qtls.	Closed	Closed	Closed	500
Urad	Karnataka	Gulbarga	Urad FAQ in Qtls.	Closed	Closed	Closed	50
Urad	Andhra Pradesh	Vijaywada	Urad (Polis) in Qtls.	Closed	Closed	1500	Closed

Gram Dal Wholesale Prices (Rs./Qtl.)			
Date	27-May-21	20-May-21	27-Apr-21
Centre	Gram Dal	Gram Dal	Gram Dal
NORTH ZONE			
CHANDIGARH	5800	5800	5800
DELHI	5650	5700	5500
HISAR	7000	7000	7000
KARNAL	NR	6800	NR
PANCHKULA	NR	6500	6000
GURGAON	7200	7200	NR
SHIMLA	7035	7035	6850
MANDI	6992	6992	6570
DHARAMSHALA	7700	7700	7700
SOLAN	7200	7200	7000
UNA	7600	7600	7600
SRINAGAR	NR	NR	7000



Gram Dal Wholesale Prices (Rs./Qtl.)			
Date	27-May-21	20-May-21	27-Apr-21
Centre	Gram Dal	Gram Dal	Gram Dal
JAMMU	NR	7200	6900
POONCH	NR	NR	6800
AMRITSAR	5750	NR	NR
LUDHIANA	6500	6600	7000
BATHINDA	7000	7000	6500
LUCKNOW	NR	NR	6380
KANPUR	NR	7000	6800
VARANASI	7300	7300	6200
AGRA	NR	7060	6850
JHANSI	NR	6700	NR
MEERUT	6990	NR	NR
ALLAHABAD	NR	7200	NR
GORAKHPUR	6500	6000	NR
DEHRADUN	NR	NR	6900
HALDWANI	NR	NR	7100
RUDRAPUR	NR	NR	6900
HARIDWAR	NR	NR	7400
<b>WEST ZONE</b>			
RAIPUR	8500	NR	NR
DURG	NR	NR	NR
AMBIKAPUR	5400	8400	8400
BILASPUR	6600	NR	6600
JAGDALPUR	6800	6800	6800
PANAJI	7250	NR	NR
AHMEDABAD	6400	6200	6200
RAJKOT	6270	6080	6090
SURAT	6600	NR	6600
BHUJ	6400	6400	6600
BHOPAL	6555	6558	6660
INDORE	6610	6730	6680
GWALIOR	7000	7100	7200
JABALPUR	8450	8300	NR
REWA	5500	5500	5500
SAGAR	7000	7000	7000
JHABUA	7500	7500	NR

Gram Dal Wholesale Prices (Rs./Qtl.)			
Date	27-May-21	20-May-21	27-Apr-21
Centre	Gram Dal	Gram Dal	Gram Dal
HOSHANGABAD	7000	NR	6800
SHAHNOL	6800	6800	5400
UJJAIN	5500	NR	5500
MUMBAI	NR	6400	6400
NAGPUR	NR	NR	NR
PUNE	NR	NR	NR
NASHIK	6200	6200	6000
JAIPUR	7000	7000	7000
JODHPUR	NR	NR	NR
KOTA	NR	6000	NR
UDAIPUR	NR	NR	NR
<b>EAST ZONE</b>			
PATNA	7100	7100	6800
BHAGALPUR	7000	7000	5900
PURNIA	6900	6900	7300
DARBHANGA	6900	7100	7000
GAYA	7200	7000	6500
MUZAFFARPUR	7000	7000	7400
RANCHI	NR	7000	7000
BHUBANESHWAR	NR	6900	7400
CUTTACK	NR	NR	NR
SAMBALPUR	6500	6800	7000
ROURKELA	7000	6900	NR
BERHAMPUR	NR	6800	7000
JEYPORE	7200	7200	7200
BALASORE	NR	7100	7000
BARIPADA	NR	6800	6800
BALANGIR	7400	NR	NR
KOLKATA	7000	6900	7000
SILIGURI	7800	7820	7820
PURULIA	6700	6400	NR
KHARAGPUR	NR	NR	NR
RAMPURHAT	NR	6255	6050
MALDA	7800	7800	7800
RAIGANJ	6650	NR	6600

Gram Dal Wholesale Prices (Rs./Qtl.)			
Date	27-May-21	20-May-21	27-Apr-21
Centre	Gram Dal	Gram Dal	Gram Dal
<b>NORTH EAST ZONE</b>			
PORT BLAIR	8000	8000	7700
MAYABUNDER	NR	8700	NR
ITANAGAR	NR	NR	NR
GUWAHATI	6900	7200	7200
IMPHAL	NR	NR	NR
SHILLONG	7793	7793	7793
TURA	NR	8000	7000
JOWAI	7000	7000	8000
AIZAWL	NR	NR	NR
DIMAPUR	7700	NR	NR
GANGTOK	NR	NR	7500
AGARTALA	7600	7600	7000
<b>SOUTH ZONE</b>			
VIJAYWADA	NR	NR	NR
VISAKHAPATNAM	6900	6900	7000
KURNOOL	NR	NR	NR
TIRUPATHI	6900	6900	NR
BENGALURU	6200	6000	6000
DHARWAD	NR	NR	6600
MANGALORE	NR	NR	6800
MYSORE	NR	NR	7100
T.PURAM	6900	6900	6800
ERNAKULAM	NR	NR	7300
KOZHIKODE	NR	NR	7300
THRISSUR	NR	NR	6500
PALAKKAD	NR	NR	7400
WAYANAD	7200	7200	7200
PUDUCHERRY	7500	6900	7500
CHENNAI	NR	6900	6800
DINDIGUL	NR	7200	6950
THIRUCHIRAPALLI	NR	7400	7400
COIMBATORE	NR	NR	7200
TIRUNELVELI	NR	7000	7000
CUDDALORE	NR	NR	6500

Gram Dal Wholesale Prices (Rs./Qtl.)			
Date	27-May-21	20-May-21	27-Apr-21
Centre	Gram Dal	Gram Dal	Gram Dal
DHARMAPURI	NR	6800	6200
VELLORE	NR	7000	NR
RAMANATHAPURAM	NR	NR	6300
HYDERABAD	7400	6800	NR
KARIMNAGAR	NR	6000	NR
WARANGAL	6900	6900	NR
ADILABAD	NR	NR	NR
SURYAPET	NR	7300	6500
JADCHERLA	6300	6300	6500

Tur Arhar Wholesale Prices (Rs./Qtl.)			
Date	27-May-21	20-May-21	27-Apr-21
Centre	Tur/ Arhar Dal	Tur/ Arhar Dal	Tur/ Arhar Dal
NORTH ZONE			
CHANDIGARH	9700	9700	9400
DELHI	8800	8800	8700
HISAR	10500	10500	11000
KARNAL	NR	9800	NR
PANCHKULA	NR	10000	9200
GURGAON	10000	10000	NR
SHIMLA	10200	10200	10200
MANDI	10350	10350	9948
DHARAMSHALA	10700	10700	10700
SOLAN	10500	10500	10300
UNA	10600	10600	NR
SRINAGAR	NR	NR	9000
JAMMU	NR	10600	10600
POONCH	NR	NR	10200
AMRITSAR	8800	NR	NR
LUDHIANA	9500	9500	10000
BATHINDA	10300	10300	9800
LUCKNOW	NR	NR	9760
KANPUR	NR	11000	10500
VARANASI	10000	10200	9400
AGRA	NR	9950	9850
JHANSI	NR	10200	NR

Tur Arhar Wholesale Prices (Rs./Qtl.)			
Date	27-May-21	20-May-21	27-Apr-21
Centre	Tur/ Arhar Dal	Tur/ Arhar Dal	Tur/ Arhar Dal
MEERUT	9900	NR	NR
ALLAHABAD	NR	10100	NR
GORAKHPUR	9000	9000	NR
DEHRADUN	NR	NR	9900
HALDWANI	NR	NR	10000
RUDRAPUR	NR	NR	9900
HARIDWAR	NR	NR	10200
<b>WEST ZONE</b>			
RAIPUR	10200	NR	NR
DURG	NR	NR	NR
AMBIKAPUR	9800	9800	9800
BILASPUR	8200	NR	8200
JAGDALPUR	7000	7000	7000
PANAJI	9850	NR	NR
AHMEDABAD	9700	8900	8900
RAJKOT	8480	8110	8300
SURAT	9600	9500	9500
BHUJ	9100	9100	9200
BHOPAL	9430	9432	9440
INDORE	9450	9480	9470
GWALIOR	10400	10700	10800
JABALPUR	11600	11300	NR
REWA	9200	9200	9200
SAGAR	9850	9850	NR
JHABUA	10600	10600	NR
HOSHANGABAD	10500	NR	10400
SHAHNOL	9800	9800	9400
UJJAIN	9600	NR	9600
MUMBAI	NR	9700	9700
NAGPUR	NR	NR	NR
PUNE	NR	NR	NR
NASHIK	10500	10500	10500
JAIPUR	11000	11000	11000
JODHPUR	NR	NR	NR
KOTA	NR	9000	NR

Tur Arhar Wholesale Prices (Rs./Qtl.)			
Date	27-May-21	20-May-21	27-Apr-21
Centre	Tur/ Arhar Dal	Tur/ Arhar Dal	Tur/ Arhar Dal
UDAIPUR	9000	9000	9500
<b>EAST ZONE</b>			
PATNA	10000	10000	9700
BHAGALPUR	9700	9700	9500
PURNIA	10000	10000	10000
DARBHANGA	9100	9100	9000
GAYA	10500	9800	9500
MUZZAFARPUR	10300	10300	10400
RANCHI	NR	9600	9600
BHUBANESHWAR	NR	9800	10000
CUTTACK	NR	NR	NR
SAMBALPUR	9800	10000	10000
ROURKELA	9700	9500	NR
BERHAMPUR	9600	9700	9700
JEYPORE	9800	9800	9800
BALASORE	NR	10800	10700
BARIPADA	NR	9800	10000
BALANGIR	10100	NR	NR
KOLKATA	10000	10000	10000
SILIGURI	6650	6640	6525
PURULIA	10500	10000	NR
KHARAGPUR	NR	NR	NR
RAMPURHAT	NR	9500	9050
MALDA	11500	11500	11500
RAIGANJ	9725	NR	9600
<b>NORTH EAST ZONE</b>			
PORT BLAIR	10800	10800	10700
MAYABUNDER	NR	10950	NR
ITANAGAR	NR	NR	NR
GUWAHATI	9900	10000	10000
IMPHAL	NR	NR	NR
SHILLONG	10700	10700	10700
TURA	NR	10000	10000
JOWAI	11000	11000	10500
AIZAWL	NR	NR	NR

Tur Arhar Wholesale Prices (Rs./Qtl.)			
Date	27-May-21	20-May-21	27-Apr-21
Centre	Tur/ Arhar Dal	Tur/ Arhar Dal	Tur/ Arhar Dal
DIMAPUR	9600	NR	NR
GANGTOK	NR	NR	11000
AGARTALA	11000	11200	10200
<b>SOUTH ZONE</b>			
VIJAYWADA	NR	NR	NR
VISAKHAPATNAM	9200	9200	9200
KURNOOL	NR	NR	NR
TIRUPATHI	9300	9300	9200
BENGALURU	10500	10500	10200
DHARWAD	NR	NR	9400
MANGALORE	NR	NR	9500
MYSORE	NR	NR	10800
T.PURAM	10000	10000	10000
ERNAKULAM	NR	NR	10400
KOZHIKODE	NR	NR	10500
THRISSUR	NR	NR	8900
PALAKKAD	NR	NR	9800
WAYANAD	10400	10000	10000
PUDUCHERRY	10500	11000	10500
CHENNAI	NR	10000	9500
DINDIGUL	NR	10200	9900
THIRUCHIRAPALLI	NR	10700	10700
COIMBATORE	NR	NR	10600
TIRUNELVELI	NR	10000	10000
CUDDALORE	NR	NR	10500
DHARMAPURI	NR	9800	9800
VELLORE	NR	10500	NR
RAMANATHAPURAM	NR	NR	10100
HYDERABAD	10100	9600	9600
KARIMNAGAR	NR	9300	NR
WARANGAL	NR	10200	NR
ADILABAD	NR	NR	NR
SURYAPET	NR	10500	10400
JADCHERLA	10000	NR	10300

Urad Dal Wholesale Prices (Rs./Qtl.)			
Date	27-May-21	20-May-21	27-Apr-21
Centre	Urad Dal	Urad Dal	Urad Dal
NORTH ZONE			
CHANDIGARH	9650	9650	9500
DELHI	9500	9600	9350
HISAR	9500	10000	10000
KARNAL	NR	9600	NR
PANCHKULA	NR	10500	9000
GURGAON	9000	9000	NR
SHIMLA	10800	10800	10800
MANDI	10050	10050	9800
DHARAMSHALA	10700	10900	11700
SOLAN	10500	10500	10500
UNA	10000	10000	10000
SRINAGAR	NR	NR	8000
JAMMU	NR	10400	10400
POONCH	NR	NR	10500
AMRITSAR	9200	NR	NR
LUDHIANA	9400	9400	9600
BATHINDA	10300	10300	10000
LUCKNOW	NR	NR	13320
KANPUR	NR	10300	10200
VARANASI	9800	9800	9200
AGRA	NR	9350	9250
JHANSI	NR	9500	NR
MEERUT	10000	NR	NR
ALLAHABAD	NR	13900	NR
GORAKHPUR	9000	9000	NR
DEHRADUN	NR	NR	10000
HALDWANI	NR	NR	10100
RUDRAPUR	NR	NR	9800
HARIDWAR	NR	NR	10300
WEST ZONE			
RAIPUR	9800	NR	NR
DURG	NR	NR	NR
AMBIKAPUR	9500	9500	9500
BILASPUR	8200	NR	8200



Urad Dal Wholesale Prices (Rs./Qtl.)			
Date	27-May-21	20-May-21	27-Apr-21
Centre	Urad Dal	Urad Dal	Urad Dal
JAGDALPUR	8500	8500	8500
PANAJI	11150	NR	NR
AHMEDABAD	8800	8800	8800
RAJKOT	8525	8525	8525
SURAT	9500	10000	9800
BHUJ	9600	9700	9700
BHOPAL	9436	9442	9425
INDORE	9520	9520	9510
GWALIOR	8800	8900	8700
JABALPUR	9700	9700	NR
REWA	7200	7200	7200
SAGAR	9000	9000	9000
JHABUA	9500	9500	NR
HOSHANGABAD	9000	NR	NR
SHAHNOL	7800	7800	9200
UJJAIN	9000	NR	9000
MUMBAI	NR	10000	10500
NAGPUR	NR	NR	NR
PUNE	NR	NR	NR
NASHIK	9500	9500	9300
JAIPUR	9200	9000	9000
JODHPUR	NR	NR	NR
KOTA	NR	8000	NR
UDAIPUR	8500	8500	8500
<b>EAST ZONE</b>			
PATNA	9900	9900	9800
BHAGALPUR	9650	9650	9100
PURNIA	10500	10500	10000
DARBHANGA	10000	10000	10600
GAYA	10500	10000	10000
MUZZAFARPUR	10500	10500	10800
RANCHI	NR	9600	9600
BHUBANESHWAR	NR	9800	10000
CUTTACK	NR	NR	NR
SAMBALPUR	9600	9600	9800

Urad Dal Wholesale Prices (Rs./Qtl.)			
Date	27-May-21	20-May-21	27-Apr-21
Centre	Urad Dal	Urad Dal	Urad Dal
ROURKELA	9800	9700	NR
BERHAMPUR	10300	10500	10500
JEYPORE	10000	10000	10000
BALASORE	NR	9700	9600
BARIPADA	NR	9600	9500
BALANGIR	10000	NR	NR
KOLKATA	9500	9500	9300
SILIGURI	7450	7425	7445
PURULIA	11500	11000	NR
KHARAGPUR	NR	NR	NR
RAMPURHAT	NR	9800	9400
MALDA	9500	9500	9500
RAIGANJ	9575	NR	9600
<b>NORTH EAST ZONE</b>			
PORT BLAIR	11500	11500	11200
MAYABUNDER	NR	12800	NR
ITANAGAR	NR	NR	NR
GUWAHATI	8900	9000	9000
IMPHAL	NR	NR	NR
SHILLONG	10000	10000	10000
TURA	NR	10500	10500
JOWAI	11200	11200	10600
AIZAWL	NR	NR	NR
DIMAPUR	10400	NR	NR
GANGTOK	NR	NR	11000
AGARTALA	9800	9800	9500
<b>SOUTH ZONE</b>			
VIJAYWADA	NR	NR	NR
VISAKHAPATNAM	10900	10900	10900
KURNOOL	NR	NR	NR
TIRUPATHI	10600	10600	9900
BENGALURU	11500	11400	11000
DHARWAD	NR	NR	12000
MANGALORE	NR	NR	10500
MYSORE	NR	NR	11500

Urad Dal Wholesale Prices (Rs./Qtl.)			
Date	27-May-21	20-May-21	27-Apr-21
Centre	Urad Dal	Urad Dal	Urad Dal
T.PURAM	11500	11500	11500
ERNAKULAM	NR	NR	10500
KOZHIKODE	NR	NR	NR
THRISSUR	NR	NR	10000
PALAKKAD	NR	NR	10400
WAYANAD	10800	10800	10800
PUDUCHERRY	11000	11400	12000
CHENNAI	NR	11000	10800
DINDIGUL	NR	12000	11900
THIRUCHIRAPALLI	NR	11600	11800
COIMBATORE	NR	NR	11000
TIRUNELVELI	NR	11000	11000
CUDDALORE	NR	NR	11700
DHARMAPURI	NR	10900	10500
VELLORE	NR	11000	NR
RAMANATHAPURAM	NR	NR	11400
HYDERABAD	11400	10500	10500
KARIMNAGAR	NR	10300	NR
WARANGAL	11100	10500	NR
ADILABAD	NR	NR	NR
SURYAPET	NR	10500	10600
JADCHERLA	10500	10500	NR

Moong Dal Wholesale Prices (Rs./Qtl.)			
Date	27-May-21	20-May-21	27-Apr-21
Centre	Moong Dal	Moong Dal	Moong Dal
NORTH ZONE			
CHANDIGARH	9750	9750	9800
DELHI	9000	9200	9100
HISAR	9500	10000	9500
KARNAL	NR	9200	NR
PANCHKULA	NR	9500	9000
GURGAON	9900	9900	NR
SHIMLA	10500	10500	10500
MANDI	10504	10504	10320
DHARAMSHALA	10700	10700	10700

Moong Dal Wholesale Prices (Rs./Qtl.)			
Date	27-May-21	20-May-21	27-Apr-21
Centre	Moong Dal	Moong Dal	Moong Dal
SOLAN	10000	10000	10100
UNA	9900	9900	9900
SRINAGAR	NR	NR	9000
JAMMU	NR	10000	10000
POONCH	NR	NR	7800
AMRITSAR	9250	NR	NR
LUDHIANA	8600	8500	9000
BATHINDA	9900	9900	9900
LUCKNOW	NR	NR	9780
KANPUR	NR	8500	8600
VARANASI	10000	9800	9200
AGRA	NR	9860	9600
JHANSI	NR	9300	NR
MEERUT	9910	NR	NR
ALLAHABAD	NR	9800	NR
GORAKHPUR	10500	10000	NR
DEHRADUN	NR	NR	10100
HALDWANI	NR	NR	10000
RUDRAPUR	NR	NR	9900
HARIDWAR	NR	NR	10500
<b>WEST ZONE</b>			
RAIPUR	9500	NR	NR
DURG	NR	NR	NR
AMBIKAPUR	10200	10200	10200
BILASPUR	9700	NR	9700
JAGDALPUR	9000	9000	9000
PANAJI	9900	NR	NR
AHMEDABAD	9700	9200	9200
RAJKOT	7850	7850	7850
SURAT	7500	NR	9600
BHUJ	7800	8100	8900
BHOPAL	9408	9408	9405
INDORE	9560	9590	9530
GWALIOR	9700	9900	9800
JABALPUR	8700	8650	NR

Moong Dal Wholesale Prices (Rs./Qtl.)			
Date	27-May-21	20-May-21	27-Apr-21
Centre	Moong Dal	Moong Dal	Moong Dal
REWA	7500	7500	7500
SAGAR	7400	7400	7400
JHABUA	9500	9500	NR
HOSHANGABAD	7500	NR	8000
SHAHNOL	9300	9300	9200
UJJAIN	9200	NR	9200
MUMBAI	NR	11000	11000
NAGPUR	NR	NR	NR
PUNE	NR	NR	NR
NASHIK	9800	9800	9500
JAIPUR	8400	8800	9200
JODHPUR	NR	NR	NR
KOTA	NR	7800	NR
UDAIPUR	8500	8500	8500
<b>EAST ZONE</b>			
PATNA	9500	9500	9500
BHAGALPUR	9500	9500	9700
PURNIA	9800	9800	9800
DARBHANGA	9800	9600	9700
GAYA	9800	9700	9500
MUZZAFARPUR	10200	10200	10300
RANCHI	NR	9300	9300
BHUBANESHWAR	NR	9500	9800
CUTTACK	NR	NR	NR
SAMBALPUR	9300	9500	9500
ROURKELA	9300	9300	NR
BERHAMPUR	10000	10000	10000
JEYPORE	9400	9400	9400
BALASORE	NR	10500	10600
BARIPADA	NR	9400	9500
BALANGIR	NR	NR	NR
KOLKATA	9800	10000	9600
SILIGURI	8375	8350	8450
PURULIA	11500	9800	NR
KHARAGPUR	NR	NR	NR

Moong Dal Wholesale Prices (Rs./Qtl.)			
Date	27-May-21	20-May-21	27-Apr-21
Centre	Moong Dal	Moong Dal	Moong Dal
RAMPURHAT	NR	10490	10490
MALDA	10500	10500	10500
RAIGANJ	10050	NR	10000
<b>NORTH EAST ZONE</b>			
PORT BLAIR	11000	11000	10600
MAYABUNDER	NR	11800	NR
ITANAGAR	NR	NR	NR
GUWAHATI	9900	10000	10000
IMPHAL	NR	NR	NR
SHILLONG	9900	9900	9900
TURA	NR	10800	9600
JOWAI	NR	NR	11500
AIZAWL	NR	NR	NR
DIMAPUR	9800	NR	NR
GANGTOK	NR	NR	10500
AGARTALA	9700	9700	9300
<b>SOUTH ZONE</b>			
VIJAYWADA	NR	NR	NR
VISAKHAPATNAM	9600	9600	9600
KURNOOL	NR	NR	NR
TIRUPATHI	9800	9800	9600
BENGALURU	9300	9500	10000
DHARWAD	NR	NR	9800
MANGALORE	NR	NR	9800
MYSORE	NR	NR	10800
T.PURAM	10400	10400	10000
ERNAKULAM	NR	NR	10300
KOZHIKODE	NR	NR	10500
THRISSUR	NR	NR	9700
PALAKKAD	NR	NR	10200
WAYANAD	10100	10100	10100
PUDUCHERRY	9900	10200	10500
CHENNAI	NR	9900	9700
DINDIGUL	NR	9950	9950
THIRUCHIRAPALLI	NR	10000	10000

Moong Dal Wholesale Prices (Rs./Qtl.)			
Date	27-May-21	20-May-21	27-Apr-21
Centre	Moong Dal	Moong Dal	Moong Dal
COIMBATORE	NR	NR	10400
TIRUNELVELI	NR	10500	10500
CUDDALORE	NR	NR	10500
DHARMAPURI	NR	9500	9700
VELLORE	NR	9800	NR
RAMANATHAPURAM	NR	NR	9900
HYDERABAD	10200	9800	9900
KARIMNAGAR	NR	9200	NR
WARANGAL	10300	9800	NR
ADILABAD	NR	NR	NR
SURYAPET	NR	11000	10300
JADCHERLA	10000	10000	10000

Masoor Dal Wholesale Prices (Rs./Qtl.)			
Date	27-May-21	20-May-21	27-Apr-21
Centre	Masoor Dal	Masoor Dal	Masoor Dal
NORTH ZONE			
CHANDIGARH	7900	7900	7900
DELHI	6900	6900	6800
HISAR	9000	9000	8800
KARNAL	NR	8000	NR
PANCHKULA	NR	8000	7500
GURGAON	7800	7800	NR
SHIMLA	7800	7800	7000
MANDI	7547	7547	7390
DHARAMSHALA	8300	8700	8700
SOLAN	7400	7400	7200
UNA	8800	8800	8600
SRINAGAR	NR	NR	7000
JAMMU	NR	8300	8300
POONCH	NR	NR	7600
AMRITSAR	7200	NR	NR
LUDHIANA	8000	8000	8000
BATHINDA	8000	8000	7800
LUCKNOW	NR	NR	7850

Masoor Dal Wholesale Prices (Rs./Qtl.)			
Date	27-May-21	20-May-21	27-Apr-21
Centre	Masoor Dal	Masoor Dal	Masoor Dal
KANPUR	NR	7200	7000
VARANASI	8100	8000	7800
AGRA	NR	8000	7350
JHANSI	NR	7500	NR
MEERUT	9000	NR	NR
ALLAHABAD	NR	6800	NR
GORAKHPUR	8000	7000	NR
DEHRADUN	NR	NR	7800
HALDWANI	NR	NR	7600
RUDRAPUR	NR	NR	7200
HARIDWAR	NR	NR	7900
<b>WEST ZONE</b>			
RAIPUR	8000	NR	NR
DURG	NR	NR	NR
AMBIKAPUR	6500	6500	6500
BILASPUR	7600	NR	7600
JAGDALPUR	7500	7500	7500
PANAJI	8350	NR	NR
AHMEDABAD	7700	6900	6900
RAJKOT	6380	6380	6380
SURAT	7500	7200	7500
BHUJ	8000	8000	8000
BHOPAL	6852	6856	6865
INDORE	6720	6700	6780
GWALIOR	7000	7000	7000
JABALPUR	8350	8400	NR
REWA	6000	6000	6000
SAGAR	6070	6070	6050
JHABUA	8500	NR	NR
HOSHANGABAD	NR	NR	NR
SHAHNOL	7200	7000	7000
UJJAIN	6700	NR	6700
MUMBAI	NR	7200	7200
NAGPUR	NR	NR	NR
PUNE	NR	NR	NR



Masoor Dal Wholesale Prices (Rs./Qtl.)			
Date	27-May-21	20-May-21	27-Apr-21
Centre	Masoor Dal	Masoor Dal	Masoor Dal
NASHIK	7000	7000	6900
JAIPUR	8200	7800	7000
JODHPUR	NR	NR	NR
KOTA	NR	6000	NR
UDAIPUR	7500	7500	7500
<b>EAST ZONE</b>			
PATNA	7900	7900	7800
BHAGALPUR	8000	8000	6800
PURNIA	8000	8000	7800
DARBHANGA	7600	7600	8000
GAYA	8000	7500	7500
MUZZAFARPUR	8100	8100	8000
RANCHI	NR	7500	7500
BHUBANESHWAR	NR	8000	7800
CUTTACK	NR	NR	NR
SAMBALPUR	7800	7800	7600
ROURKELA	7500	7200	NR
BERHAMPUR	7900	7900	NR
JEYPORE	7900	7900	7500
BALASORE	NR	8350	7800
BARIPADA	NR	7900	7500
BALANGIR	8200	NR	NR
KOLKATA	7700	7700	7200
SILIGURI	6415	6450	6465
PURULIA	9200	7500	NR
KHARAGPUR	NR	NR	NR
RAMPURHAT	NR	7140	7040
MALDA	11000	11000	11000
RAIGANJ	8650	NR	8800
<b>NORTH EAST ZONE</b>			
PORT BLAIR	9200	9200	8700
MAYABUNDER	NR	8860	NR
ITANAGAR	NR	NR	NR
GUWAHATI	8100	8200	8300
IMPHAL	NR	NR	NR

Masoor Dal Wholesale Prices (Rs./Qtl.)			
Date	27-May-21	20-May-21	27-Apr-21
Centre	Masoor Dal	Masoor Dal	Masoor Dal
SHILLONG	8800	8800	8800
TURA	NR	8550	8016
JOWAI	8800	8800	9500
AIZAWL	NR	NR	NR
DIMAPUR	8400	NR	NR
GANGTOK	NR	NR	8500
AGARTALA	9300	9300	9100
<b>SOUTH ZONE</b>			
VIJAYWADA	NR	NR	NR
VISAKHAPATNAM	6700	6700	6700
KURNOOL	NR	NR	NR
TIRUPATHI	8000	8000	8600
BENGALURU	7800	7800	8000
DHARWAD	NR	NR	7500
MANGALORE	NR	NR	NR
MYSORE	NR	NR	7200
T.PURAM	7800	7800	7200
ERNAKULAM	NR	NR	8200
KOZHIKODE	NR	NR	7100
THRISSUR	NR	NR	7200
PALAKKAD	NR	NR	NR
WAYANAD	8300	8300	8300
PUDUCHERRY	8200	7800	8500
CHENNAI	NR	8200	7200
DINDIGUL	NR	7050	7050
THIRUCHIRAPALLI	NR	8200	8000
COIMBATORE	NR	NR	7000
TIRUNELVELI	NR	7000	7000
CUDDALORE	NR	NR	9200
DHARMAPURI	NR	8000	7300
VELLORE	NR	7000	NR
RAMANATHAPURAM	NR	NR	NR
HYDERABAD	NR	7100	NR
KARIMNAGAR	NR	6800	NR
WARANGAL	5700	5600	NR

Masoor Dal Wholesale Prices (Rs./Qtl.)			
Date	27-May-21	20-May-21	27-Apr-21
Centre	Masoor Dal	Masoor Dal	Masoor Dal
ADILABAD	NR	NR	NR
SURYAPET	NR	8500	7300
JADCHERLA	6000	6000	6500

#### Disclaimer

The information and opinions contained in the document have been compiled from sources believed to be reliable. The company does not warrant its accuracy, completeness and correctness. Use of data and information contained in this report is at your own risk. This document is not, and should not be construed as, an offer to sell or solicitation to buy any commodities. This document may not be reproduced, distributed or published, in whole or in part, by any recipient hereof for any purpose without prior permission from the Company. IASL and its affiliates and/or their officers, directors and employees may have positions in any commodities mentioned in this document (or in any related investment) and may from time to time add to or dispose of any such commodities (or investment). Please see the detailed disclaimer at <http://www.agriwatch.com/Disclaimer.php> © 2021 Indian Agribusiness Systems Ltd.