

Content:**Highlights*****Domestic & International Market Updates******Pulses-Wise Scenario***

- 1. Chana (Chickpeas / Bengal Gram)***
- 2. Chana Technical Call (Weekly)***
- 3. Matar (Peas)***
- 4. Masoor (Lentils)***
- 5. Tur (Pigeon Peas / Red Gram)***
- 6. Urad (Black Matpe /Black Gram)***
- 7. Moong (Green Gram)***

Appendix

- ✓ *Weekly Planting progress*
- ✓ *Pulses MSP*

Commodity-wise Domestic, International Prices and Arrivals at Different Centers

Pulses Sector- Domestic Highlights:

All India Kharif pulses sown area is up by 2.05 % to 140.72 lakh ha against 137.89 lakh ha last year as on 17th Sep-2021. Arhar area is up by 3.82 % to 50.02 lakh ha so far while Moong lags by 0.37 % to 35.25 lakh ha. Urad bean area recovered slowly and is up by 2.02 % to 39.43 lakh ha against 38.65 lakh ha last year till date. Quotes for Canadian Masur stayed steady at \$1100-1105 and Australian at \$1060-1065 per MT. Myanmar quotes for Urad, Tur & Moong declined slightly last week due to buyer's unwillingness to buy at higher price. Myanmar quoted Moong at \$860 to 900 per MT, Tur at \$840 and Urad FAQ & SQ at \$915& \$1170 per MT. Urad, Moong & Tur quotes decreased by \$20 to 30 during the week under review.

Tur is in vegetative to flowering stage in different states and arrivals will start in December and peak in January. Arrivals will start first in Karnataka state. So far 2-3% losses have been observed in Maharashtra, Odisha as well as Gujarat due to cyclone Gulab. Weather during October and November is crucial from the perspective of yield as Tur crop now requires bright sunny weather for the setting of fruits and ripening stage. Acreage under Tur was up this year from the starting of sowing season. Now all India acreage under Tur is up by 3.82%. Area has been increased significantly in key growing states of Karnataka and Maharashtra by 13.03% and 6.21% respectively. As on 17th September 2021, Tur area stands at 50.02 lakh ha which is 1.84 lakh ha more than previous year's 48.18 lakh ha. Prices of Tur has been stable during the week at 6400-6700 in various market. Range bound movement is expected this week. Import continues from Myanmar and Mozambique.

Harvesting of Urad has been almost completed in Maharashtra while it is still ongoing in Madhya Pradesh, Rajasthan, Uttar Pradesh and Gujarat and has just started in Odisha and Jharkhand. Losses in yield amounting to 2 to 5% are estimated so far in various states due to heavy rains after cyclone Gulab. Quality of new Urad coming in markets of Rajasthan and Madhya Pradesh is poor, and is fetching lower prices. Quality has deteriorated due to heavy rains during harvesting period. As per government's sowing data released on 17th Sep-2021, Indian farmers have planted 39.43 lakh ha against the season's normal of 37.96 lakh ha and 38.65 lakh ha last year. Delayed sowing in the beginning of the season, excess/deficient rains in the plant growth to maturity stages have neutralized the expectation of good yield/ crop size this year despite higher acreage. Due to rains generated loss and the low flow of import are keeping market well supported. Good quality Urad is ruling higher at 7900 in Chennai while imported at 7050 in Mumbai. More upside movement is unlikely as demand got struck.

Harvesting activities of Kharif Moong crop got delayed because of the heavy rains in Rajasthan, M.P., Maharashtra & Gujarat and arrivals of new crop also got disrupted. Impact of Cyclone Gulab is visible and 2 to 3 % crop has been lost in Maharashtra and Karnataka. Indian farmers have covered 35.25 lakh ha till 17th Sep 2021- down by 0.37% from 35.38 lakh ha same time previous year. The acreage has increased in major growing state, Rajasthan by 2.76% and in Karnataka by 5.52% as compared to previous year. Sowing has been delayed by 10 -15 days in Rajasthan and by few days in Madhya Pradesh due to erratic behavior of monsoon while it was on schedule in other major growing states. Import flow would continue due to Moong being in the free import list till Dec-2021. Imports may continue to land at Indian ports till January 2022 as per the extended time frame for import. Myanmar is offering Moong Anna Shwewar at \$900 and Moong Pedi Shwewar and Pokako at \$1000 per MT. New crop in Myanmar has started hitting the local markets there and the crop condition is average to good. Availability is expected to be good in India and Myanmar throughout the year, and it may cap any upsurge in the Moong prices. Moong is being traded at 6000 to 7000 in various markets, depending on quality and arrival flow.

Considering the low availability in domestic and global market Government has allowed imports from other countries like Russia and Black Sea region countries. Earlier India was not importing Lentils from Russia due to phytosanitary issues, but India received request from Embassy of the Russian Federation and Federal Service for Veterinary and Phytosanitary Surveillance (FSVPS) to allow export of lentil from Russia to India and the Government has allowed import for the very first time with a view to reduce dependence on Canada and Australia. Import is coming from Canada and Australia but at higher price. Private participants have started avoiding new deals due to higher price. Lentil cash market traded weak by 0.13% in the last week from Rs. 7790 to Rs. 7,780 per quintal at Kanpur. Prices of mill delivery Masur in Kanpur is at Rs. 7,750-7,800/mt. Imported Masoor at Mumbai is available at Rs. 7,450-7,500/mt. Prices are expected to remain weak in the coming week as demand for Masoor is low due to higher prices and availability of other pulses at cheaper rates.

Chana cash market continued to trade steady 5300-5400 in Delhi. Market may trade range bound this week and may increase slightly in coming weeks as demand is expected to improve now. Nafed has stock and its continuous release at regular interval would not allow cash Chana market to move beyond a certain level. Supply side is ample and the fresh demand for besan and dal is bound to increase. If consumers of Masur and Urad dal move towards Chana & Tur dal, prices should recover by 100 to 200. Festive demand may restart again and it may support Chana to some extent. In Jaipur market it traded at Rs 5100-5150. The overall tone remains steady to slightly weak in the short term.

Global Market Updates:

According to ABARES (Australian Bureau of Agricultural and Resource Economics and Sciences), Chickpea production in Australia is estimated to be 8,44,000 tonnes in 2021-22 according to September update. Last year's production was 7,33,000 tonnes while June 2021-22 estimate was 7,33,000 tonnes. Lentil's production in Australia is projected to be 6,39,000 tonnes against last year's production of 6,34,000 tonnes while June 2021-22 estimate was 5,89,000 tonnes.

According to September update, US lentil Production is estimated to be 0.57 LMT in 2021 against 3.36 LMT in 2020 which is 83% reduction and US Chickpea production is projected at 0.77 LMT in 2021 against 1.97 LMT in 2020 which is 60% reduction. The production is less due to drought condition prevailing in US.

According to Agriculture and Agri Food Canada (AAFC) August report, the production of lentil is projected at 18.85 lakh tonnes for 2021-22. July production estimate was 27.50 lakh tonnes while last year's production was 28.68 lakh tonnes. Huge decline in lentil production due to weather and drought. The end stock for season 2021-22 is expected to be only 50,000 tonnes against 4 lakh tonnes last year. Market expects production of Canadian lentil not more than 15 lakh tonnes.

According Agriculture and Agri Food Canada (AAFC) August report, the production of Chickpea is projected at 0.87 lakh tonnes for 2021-22. July production estimate was 1.26 lakh tonnes while last year's production was 2.14 lakh tonnes. Decline in production is due to weather and drought.

In Manitoba grasshopper population thrive in some area due to hot and dry conditions. It is an additional threat to the pulses production along with heat wave condition. Due to prolonged record breaking heat this summer has deteriorated crop growing conditions in Alberta. Alberta and Saskatchewan government doubled low yield appraisal threshold for farmers who salvage cereal/pulse crop as feed. Saskatchewan, Alberta and Manitoba are major lentil growing states in Canada.

The heat damage to crops is broader in Manitoba, Saskatchewan, Alberta. As middle of Jul U.S. Department of Agriculture rated subsoil moisture in the state as 80% short to very short. Lentil production in Canada may decrease by 50% from normal 24-25 LMT to 12-13 LMT this year. In Saskatchewan lentil crop condition was 18% good, 40% fair and 42% poor till last week. Crop is in pod filling stage and facing extreme moisture loss. The current quotes for lentil are at \$750. It may move up to \$800-850.

Australia's first crop production forecast for a current season for five major pulses including chickpeas, fieldpeas and lentils released by Pulse Australia (PA), it is 2.28 Mt which is 23% below the 2.96 Mt produced last year. Chickpea area is forecast to increase by 11% to 5.65 lakh ha with production estimate 6.62 LMT. Forecasted area for peas is 2.38 lakh ha with production estimate of 2.7 LMT while forecasted area for lentils is 3.04 lakh ha with production estimate of 4.54 LMT. Australia's production is down this year on dry conditions.

Global field peas market traded firm on increasing fear of low production in the North America. Most of the producing region is facing dry and hot conditions, resulting in deteriorating crop ratings and accelerating plant development in parts of the growing area. Grain size may be small and the yield low. Export movement has slowed down. Buyers are in a wait and watch mood.

Chickpeas market too traded up due to doubt over yields and quality in Canada and the US. However, desi chickpeas traded low due to poor demand from Pakistan and the Asian countries. It has affected chickpeas value in Australia too. India is not taking interest to buy Chana as prices have come down here below minimum support price.

Area planted for all chickpeas for the 2021 crop year is estimated at 341,000 acres, up 26% from the previous year, according to the USDA's annual seeded area report. Area harvested is forecast at 334,600 acres, 27% above 2020. Small chickpea area planted is estimated at 67,000 acres, up 38% from 2020. Area harvested for small chickpeas is forecast at 65,600 acres, a 37% increase from 2020. Area planted for large chickpeas in 2021 is estimated at 274,000 acres, a 24% increase from the previous year. Large chickpeas area harvested is forecast at 269,000 acres, a 25% increase from 2020.

The seeded area under dry peas is expected to be slightly higher at 1750 thousand ha in 2021-22 against 1722 thousand ha last year in Canada. However, yield may decline from 2.73 to 2.57 t/ha this year due to average yield expectation owing to the expected uncondusive weather conditions. So, the production is forecast to decrease from 4594 to 4400 thousand tonnes this year. Total supply and the export figure too may decrease from 4927 to 4790 and 3800 to 3700 thousand tonnes respectively. However domestic use may increase from 827 to 840 thousand tonnes this year. The carryout to decrease from 300 to 250 thousand tonnes.

Lentils production in Canada is expected to decrease from 28.68 in 2020-21 to 2.7 MMT in 2021-22 due to slightly lower area & yield. Export too are expected to decrease by 2 lakh MT to 25 lakh MT in 2021-22. Total supply is expected to decrease from 31.82 to 29.25 lakh MT due to likely lower production in 2021-22. Against it domestic usage. However, domestic use would decrease from 3.27 to 2.75 lakh MT in 2021-22. So carryout stock would stay at same as last year at 1.5 MT. Average yearly price is expected to be in the range of \$ 585 per MT. For 2002-21 it is \$ 600 per MT.

Weekly Outlook: -Pulses are likely to trade steady to slightly firm in next week.

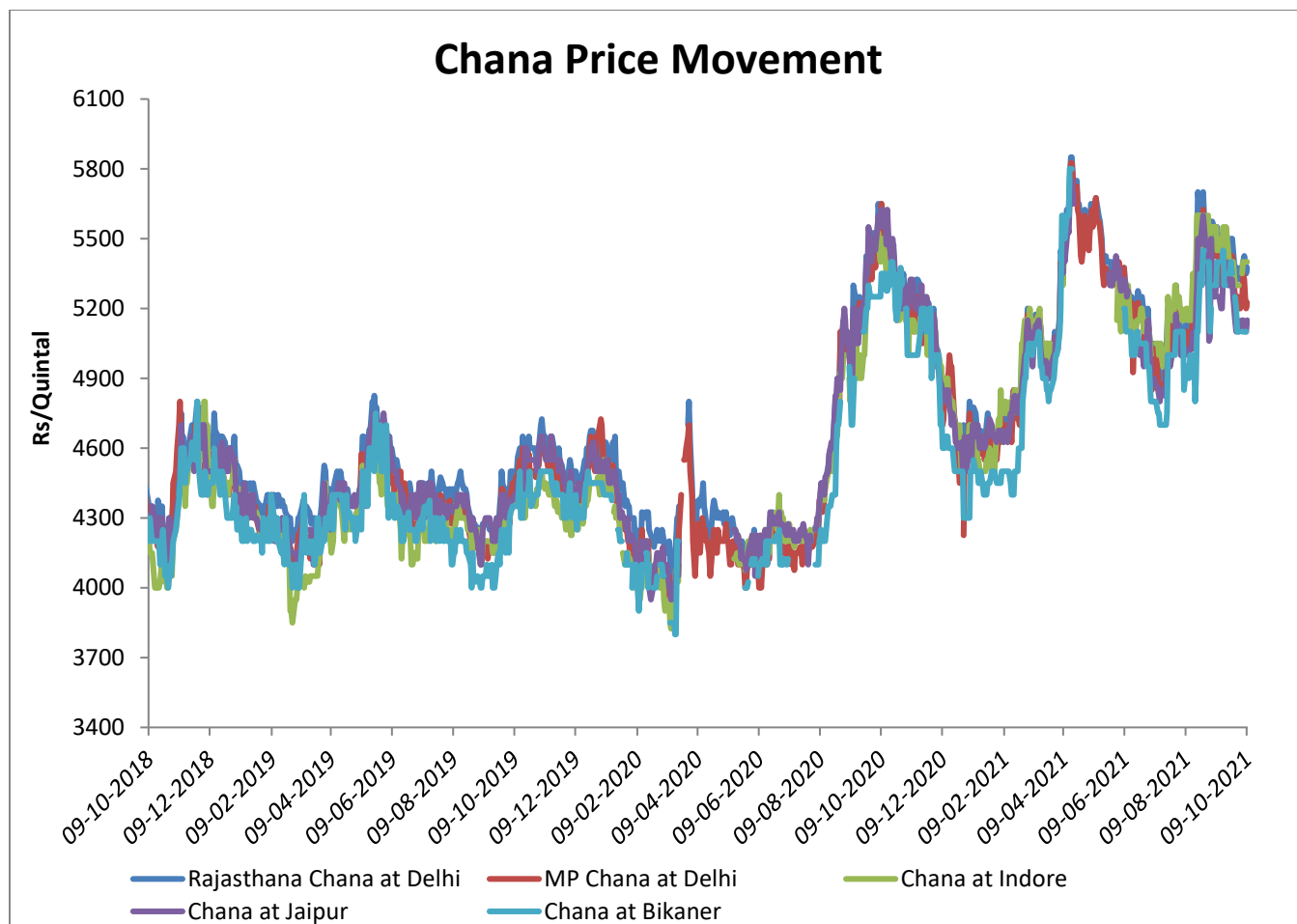
Pulses-Wise Scenario:

Chana

Current Scenario:

Chana cash market continued to trade steady 5300-5400 in Delhi in Delhi market. Market may stay steady at the current level or Chana cash market is likely to recover once again with the help of emerging demand for the dal and besan in Dussehra and Diwali. Right now demand is weak and millers are buying as per their need only. Also new contract for Chana is suspended in futures market. Despite hope for recovery soon, Nafed have ample stock to control the price. Release by nafed is likely to continue till new crop comes in the market and it would cap any spike in the cash market. Apart from this Chana from the south African countries would continue to enter into India. If consumers of Masur and Urad dal move towards Chana & Tur dal, prices might recover by 200 to 300. The overall tone seems steady to weak in the short term. Sowing of Chana may get delayed this year in Maharashtra and Rajasthan due to recent rains due to cyclone Gulab.

Import flow would remain restricted as duty plus cess is 60%. Import flow may continue from the least developed countries as they enjoys benefit of zero duty. As per private source, around 15,926 MT of Chana has been imported in August month. Following graph illustrates chana price movement in different markets:



Chana Weekly Technical Analysis: October Expiry (NCDEX)

Technical Commentary:

- Decreasing prices & decreasing OI indicates long liquidation in futures market.
- RSI is decreasing indicates weak buying strength in market.
- Prices closed below 9 and 18 days EMAs, volume increases slightly in review week.
- Candlestick chart hints weak momentum.

Strategy: Sell on Rise

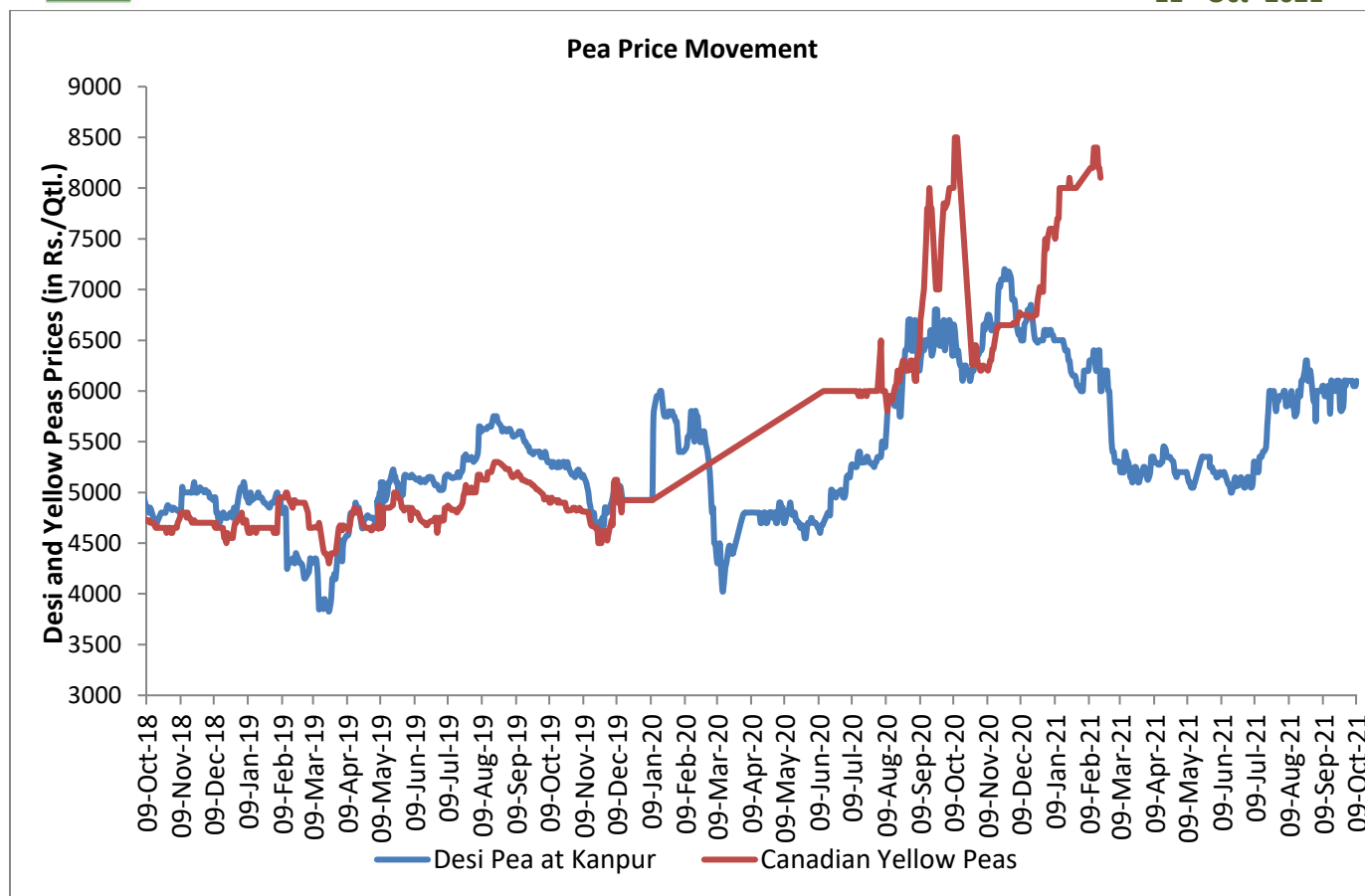
Supports & Resistances			S1	S2	PCP	R1	R2
Chana	NCDEX	Oct	4980	4930	5025	5130	5180
Weekly Trade Call*			Call	Entry	T1	T2	SL
Chana	NCDEX	Oct	Sell	5030	4960	4940	5065

- Do not carry forward stock for next week.

Peas (Matar):
Market Recap:

Peas prices have slipped slightly by 0.49% to Rs. 6060 from Rs. 6090 under the week under review. As import is not allowed, stock in the domestic market is depleting fast. Stocks are either with stockists or with traders. 98% of Harvesting has completed in Canada on 13th September but import is not possible due to the import restrictive policy by India. Govt is not going to allow peas import in the near to medium term. Overall tone remains firm.

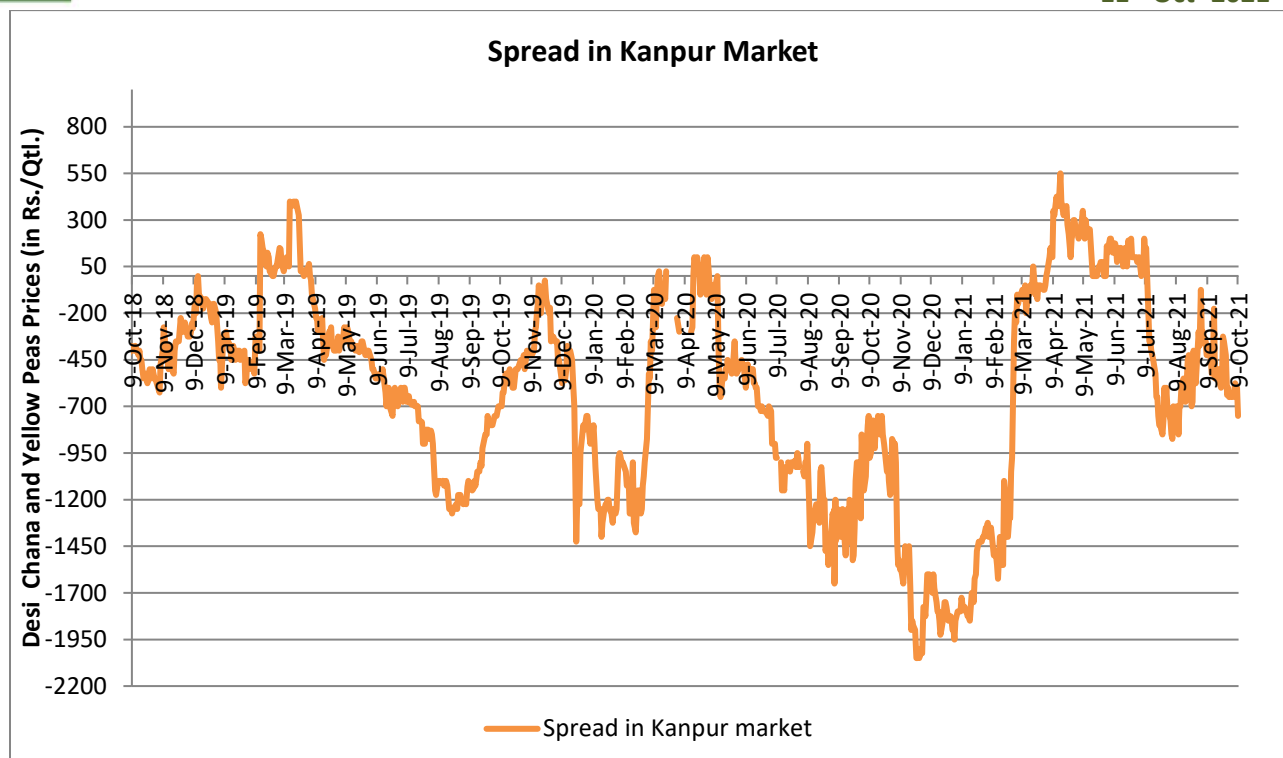
Following chart shows price movement in various markets:



Current Market Dynamics & Outlook: In Kanpur market peas was quoted at Rs 6000-6100 per qtl last week. In Mumbai market, there was no quote for yellow peas as stock has been exhausted. There is no quotes for imported peas as availability is almost nil.

Spread With Chana:

Spread between Chana and Peas, at Kanpur market continued to remain in negative zone. Gap has increased by Rs 40 to Rs. 630 from previous Rs. 590. Spread is expected to remain in the negative zone in coming week too on relative movement in Chana prices. Overall outlook seems steady to slightly firm in the near term.



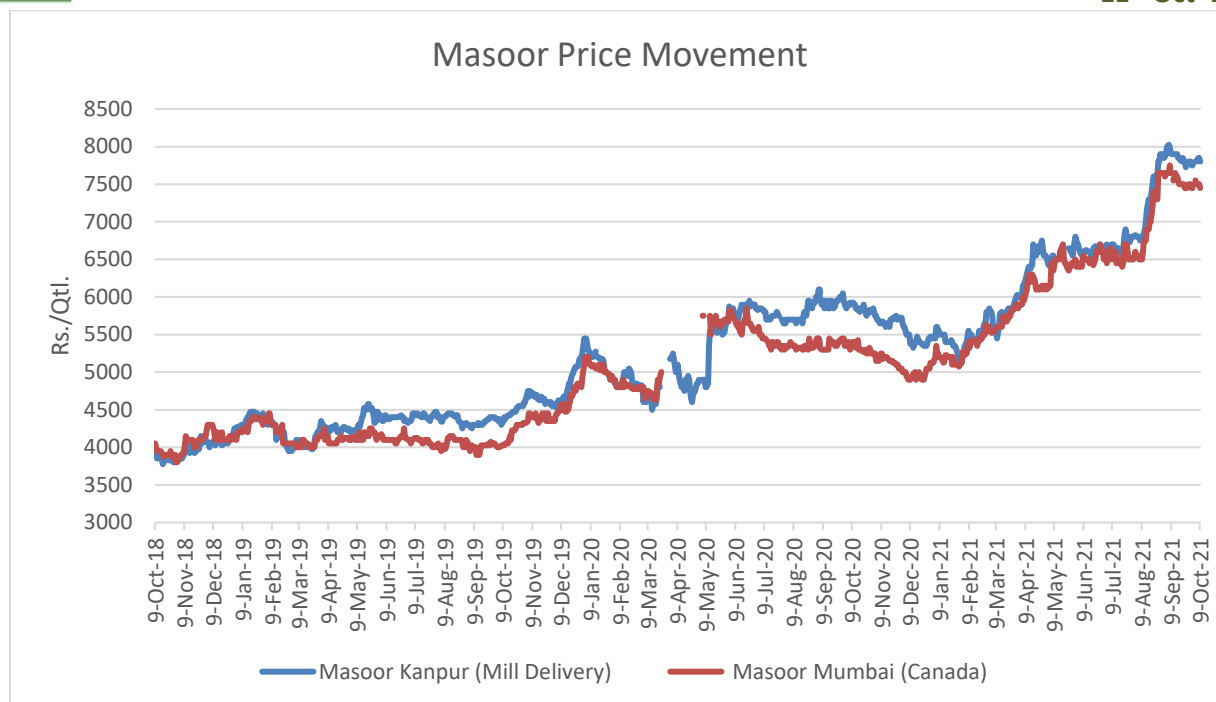
Lentils (Masoor):

Market Recap:

Lentils cash market traded weak by 0.13% in the last week from Rs. 7,790 to Rs. 7,780 per quintal at Kanpur. Prices of mill delivery Masoor in Kanpur is at Rs. 7,750-7,800/qtl. Imported Masoor at Mumbai is available at Rs. 7,450-7,500/qtl. Harvesting of lentils have completed in Canada and harvesting of Australian lentils will start this month. Private traders are not interested to buy lentils at higher quotes offered by Canada. Around 3 lakh MT of Masoor is available at port currently and Australian crop is expected to be in market in November so it will help in continuous availability. Canada is offering lentils at \$1100 per MT for new crop while current Australian quotes for lentils are \$1060-1075 per MT. Demand for masur dal got disrupted due to high prices prevailed earlier. The import duty on Lentils originating or exported from US has been increased from 20% to 30% with effect from 17th september 2021. However the basic custom duty for all other origins (including Australia, Canada) stays same at 10. Arrival of Moong and Urad is expected to increase and as tur & Chana dal is available at competitive price, price sensitive consumers are shifting to a cheaper option. So lentil cash market would not improve in coming weeks.

Current Scenario:

Prices are expected to remain weak in the coming week as demand for Masoor is low due to higher prices and availability of other pulses at cheaper rates. Govt may try to increase supply through contracting deals to supply pulses. The short term outlook seems steady to slightly weak.



Red colour shows the imported Masur price

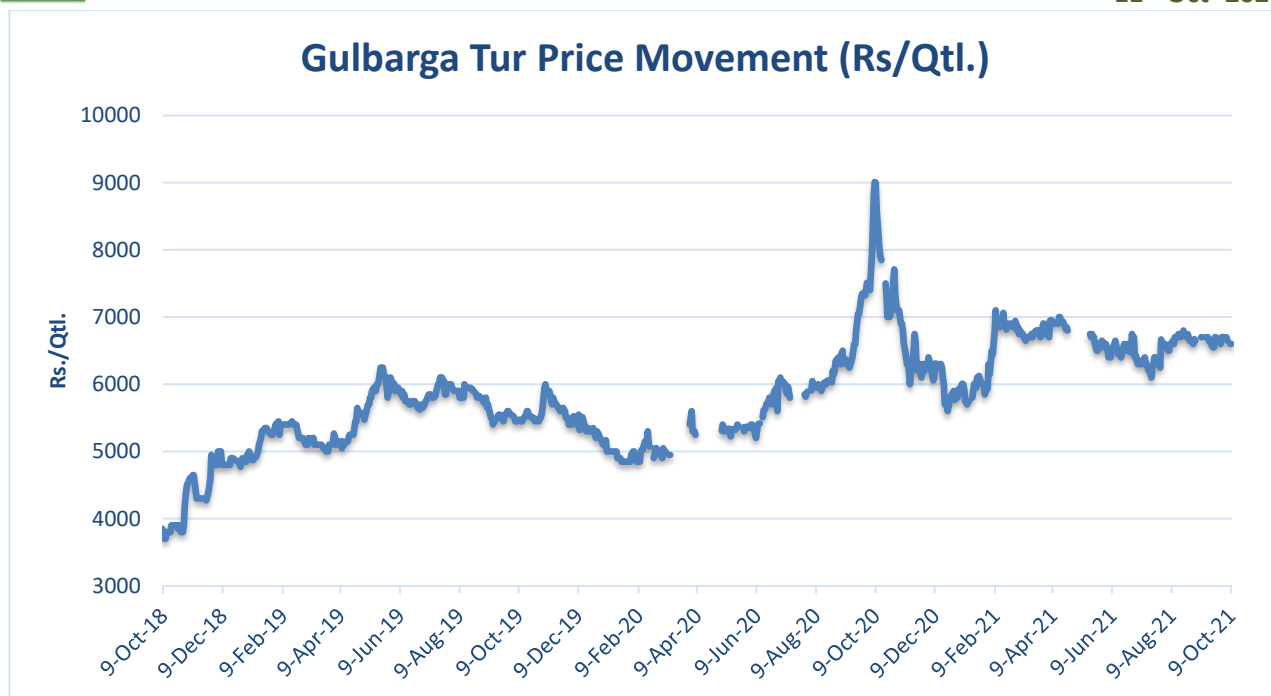
Market Outlook: Prices may trade steady to slightly weak.

Pigeon Pea (Tur/Toor):

Tur crop is in vegetative to flowering stage in different states and arrivals will start in December. Early arrivals are expected during second week of November from Bijapur (Karnataka) and adjoining Solapur (Maharashtra). Two vessels containing around 29,390 tonnes Tur from African country have reached the port last week. In this 23,384 tonnes tur is from Mozambique and around 6000 tonnes of Tur is from Malawi. Import will continue from Malawi and Mozambique. Harvesting is being done in Aug-Sept so import will increase from Oct month from these countries. There were heavy rains due to cyclone Gulab in Odisha, Andhra Pradesh, Telangana, Chhattisgarh, Maharashtra and Gujarat from 26th September to 30th September. So losses of 2-3% in Maharashtra, Odisha as well as Gujarat. Tur prices in Gulbarga market are traded in the range of Rs. 6600-6700 per quintal. Demand from mills have started improving. Weather condition would remain crucial in Oct for Tur crop as crop now requires bright sunny weather for the setting of fruits and ripening stage. In Mumbai market Burmese Tur lemon is traded at Rs 6250 – 6350/qtl.

Current Market Dynamics & Outlook:

Lemon Tur is available at Rs.6250-6350/qtl at Mumbai port. As per trade sources, India imported 79,285.27 MT in Aug. So far India has imported total 1,62,001.63 MT from April to Aug-2021. Supply side is at comfortable level. So any spike in cash market is unlikely. Range bound movement is expected this week.



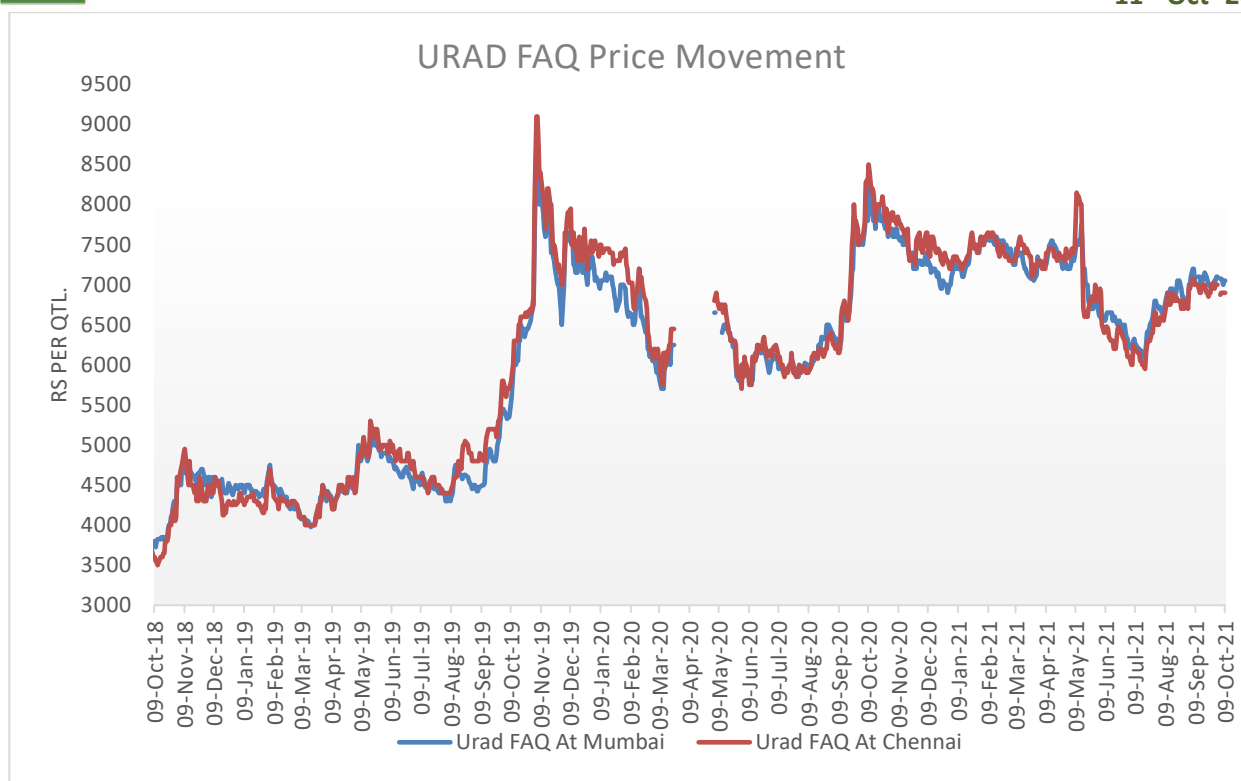
Black Matpe (Urad):

In Chennai and Mumbai market Urad prices were Rs. 6900/qtl and 7000-7075/qtl in review week. With the opening of weather arrivals are expected to increase. Urad harvesting is completed majorly in Maharashtra while it is still going on in Madhya Pradesh, Rajasthan, Uttar Pradesh and Gujarat and has just started in Odisha and Jharkhand. New Urad crop arriving in Rajasthan and Madhya Pradesh is of poor quality with high moisture content. Nominal losses in yield amounting to 2 to 5% are estimated so far in various states due to heavy rains after cyclone Gulab. Urad traded steady last week. Lack of demand and poor quality of new Urad arriving in market is building a pressure on market. Also there is continuous supply from Myanmar. Myanmar is offering Urad FAQ at \$930 and SQ at \$1090. Demand is picking up. India would import 2.5 lakh MT Urad from Myanmar as a MoU has been signed between the two govt for next five years starting from April-2021. It would ensure better supply side in the market.

Current Market Dynamics & Outlook:

Major Urad crop comes in kharif season. Farmers have covered 39.43 lakh ha so far slightly up from 38.65 lakh ha last year till date. As availability in Myanmar too is low and so any big decline is not expected before the new crop hits the market. India imported around 2,01,393 MT urad in from April to Aug-2021. Import is free now, so when parity turns in favour of India, the volume of import may increase. Any upside movement is unlikely as demand has got struck.

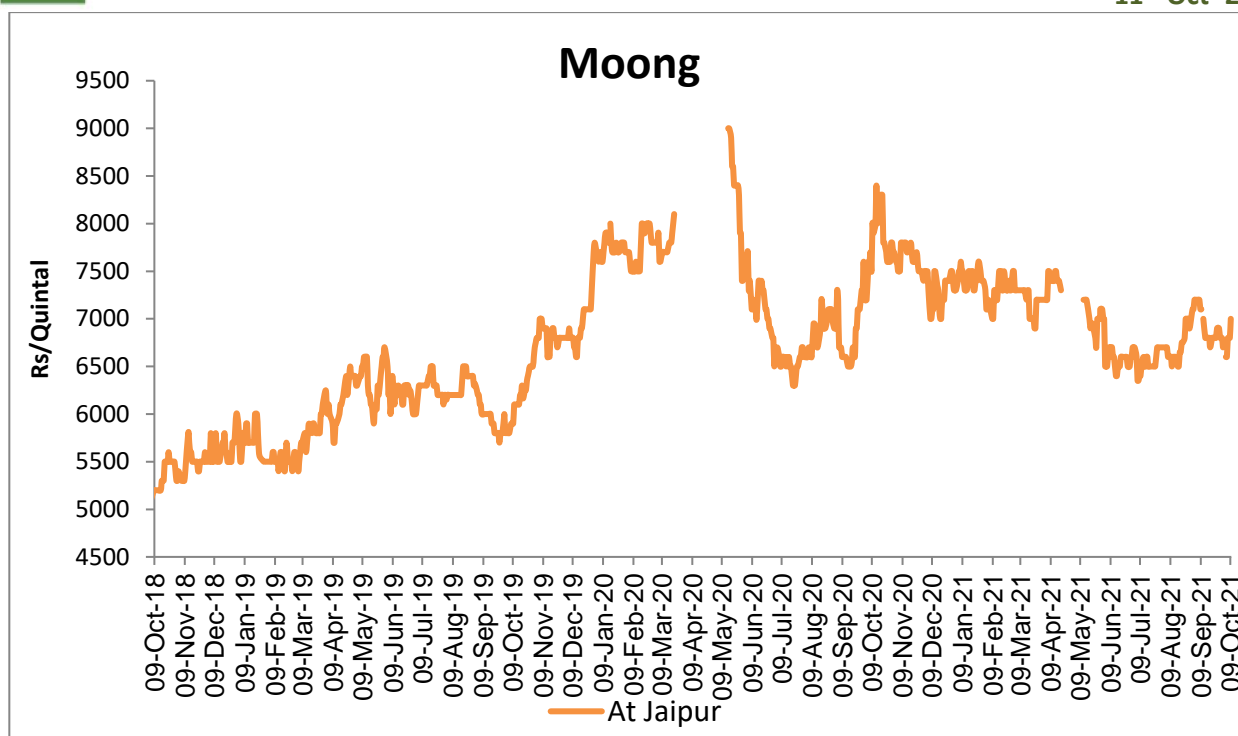
Market Outlook: Overall tone seems steady to slightly weak in the short term.



Green Gram (Moong):

Market Recap:

Harvesting activities of Kharif Moong crop got delayed because of the heavy rains in Rajasthan, M.P., Maharashtra & Gujarat and arrivals of new crop also got disrupted. Impact of Cyclone Gulab is visible and 2 to 3 % crop has been lost in Maharashtra and Karnataka. As on 17th Sep 21, area coverage under Moong is 35.25 lakh ha against 35.38 lakh ha same period last year. Import flow would continue due to Moong being in the free import list till Dec-2021. Imports may continue to land at Indian ports till January 2022 as per the extended time frame for import. Myanmar is offering Moong Annaseva at \$900 and Moong Pedisheva and Pokako at \$1000 per MT. Moong prices in Jaipur market moved up by Rs 600 to Rs 7200 per qtl. in Jaipur market because NAFED will be procuring Moong from Rajasthan from 1st November 2021. The short term outlook seems firm in Moong.



Market Outlook: Moong prices are likely to trade steady to firm in the near term.

Kharif Pulses area as on 17th Sep-2021

Kharif Pulses Area Coverage as on 17 Sep 2021						
Sr. No.	Crop	Normal Area	% of Normal for whole season	Area Sown in lakh ha		% Change over 2020
				2021	2020	
1	Tur	45.64	109.6	50.02	48.18	3.82
2	Urad	37.96	103.9	39.43	38.65	2.02
3	Moong	33.48	105.3	35.25	35.38	-0.37
4	Kulthi	2.18	26.2	0.57	0.56	1.79
5	Others	16.70	92.5	15.45	15.12	2.18
	Total	135.96	103.50	140.72	137.89	2.05

Tur Area Coverage as on 17 Sep 2021						
Sr. No.	State	5 yrs ave (2015-16 to 2019-20)	Area in lakh ha		% Change over 2020	% Share from Season's Normal
		Normal Area	2021	2020		
1	Andhra Pradesh	2.684	2.087	2.109	-1.04	77.76
2	Karnataka	11.568	14.474	12.805	13.03	125.12
3	Maharashtra	12.740	13.243	12.47	6.21	103.95
4	Gujarat	2.628	2.290	2.253	1.64	87.14
5	Madhya Pradesh	4.756	4.280	4.120	3.88	89.99
6	Odisha	1.369	1.247	1.289	-3.26	91.09

Tur Area Coverage as on 17 Sep 2021						
Sr. No.	State	5 yrs ave (2015-16 to 2019-20)	Area in lakh ha		% Change over 2020	% Share from Season's Normal
		Normal Area	2021	2020		
7	Telangana	3.110	3.610	4.256	-15.18	116.08
8	Jharkhand	2.176	2.536	2.501	1.40	116.54
9	Uttar Pradesh	2.842	3.539	3.512	0.77	124.52
11	Others	1.767	2.714	2.866	-5.30	153.59
	Total	45.64	50.020	48.180	3.82	109.60

Uradbean Area Coverage as on 17 Sep 2021						
Sr. No.	State	5 yrs ave (2014-15 to 2019-20)	Area in lakh ha		% Change over 2020	% Share from Season's Normal
		Normal Area	2021	2020		
1	Madhya Pradesh	16.176	15.650	16.01	-2.25	96.75
2	Maharashtra	3.36	4.505	3.89	15.96	134.08
3	Rajasthan	5.735	3.970	3.77	5.44	69.22
4	Uttar Pradesh	5.540	6.99	6.87	1.70	126.19
5	Gujarat	1.149	1.55	1.00	54.08	134.64
6	Jharkhand	1.302	1.32	1.31	0.38	101.31
8	Chhattisgarh	0.874	1.61	1.57	2.62	183.87
10	Odisha	0.652	1.46	1.64	-11.21	223.62
12	Others	3.167	2.383	2.59	-7.99	75.24
	Total	37.955	39.430	38.650	2.02	103.89

Moong Area Coverage as on 17 Sep 2021						
Sr. No.	State	5 yrs ave (2014-15 to 2019-20)	Area in lakh ha		% Change over 2020	% Share from Season's Normal
		Normal Area	2021	2020		
1	Rajasthan	19.018	21.473	20.897	2.76	112.91
2	Maharashtra	4.22	3.781	3.942	-4.08	89.60
3	Karnataka	3.868	4.165	3.947	5.52	107.68
4	Madhya Pradesh	1.574	1.640	1.570	4.46	104.19
5	Gujarat	1.071	0.980	0.941	4.14	91.50
6	Telangana	0.904	0.556	0.619	-10.18	61.50
7	Odisha	1.022	1.495	1.606	-6.91	146.28
8	Uttar Pradesh	0.47	0.396	0.829	-52.23	84.26
9	Others	1.33	0.764	1.029	-25.75	57.44
	Total	33.48	35.250	35.380	-0.37	105.30

Import policy & duty structure:

Commodity	Trade Policy		Tariff Schedule			
	Export	Import	Bound Duty	Proposed Cess in Budget-2021	Import Duty	Total Applied Duty with Cess
Peas (Matar)	Free	Restricted #	50%	40%	10%	50%
{HS Code 0713 10 00}					(w.e.f. 01st April, 2021)	
Bengal gram (Chana)	Free	Free	100%	50%	10%	60%
(HS Code 0713 2020)					(w.e.f. 1st April, 2021)	
Kabuli Chana	Free	Free	100%	30%	10%	40%
(HS code 0713 2010)					(w.e.f. 1st April, 2021)	
Moong	Free	Free	100%	Nil	0%	0%
{HS Code 0713 31 90}					(w.e.f. 15th May, 2021)	
Urad	Free	Free	100%	Nil	0%	0%
{HS Code 0713 31 10}					(w.e.f. 15th May, 2021)	
Lentil (Masur)	Free	Free	100%	10%	0%	10%
{HS Code 0713 40 00}					(w.e.f. 27 th July-2021)	
Pigeon pea (Tur/Arhar)	Free	Free	100%	Nil	10%	10%
{HS Code 0713 60 00}					(w.e.f. 15th May 2021)	
Other pulses	Free	Free	100%	Nil	0%	0%
{HS Code 071332, 33, 39, 50, 90}					(w.e.f. 08th June, 2006)	

Note: Cess on lentils import decreased from 20 to 10% and basic duty from 10 to 0 % from 27th July-2021 (Duty applicable on US lentils is increased from 20% to 30% w.e.f. 17th Sep 2021)

Moong,Urad & Tur import placed from restricted to free list from 15th May-2021(Import is free till 31st Oct-2021 for Moong and Import is free till 31st December 2021 for Tur and Urad)

Peas: 1.5 lakh MT(yellow ,green and Caspa)

Chana import is duty free from LDC (the Least Developed Countries)

Indian Pulses MSP

MSP (Rs/Quintal)	2011- 12	2012- 13	2013- 14	2014- 15	2015- 16	2016- 17	2017- 18	2018- 19	2019- 20	2020- 21	2021- 22
Tur (Arhar)	3200*	3850	4300	4350	4625**	5050** *	5450*	5675	5800	6000	6300
Moong	3500*	4400	4500	4600	4850**	5225** *	5575*	6975	7050	7196	7275
Urad	3300*	4300	4300	4350	4625**	5000** *	5400*	5600	5700	6000	6300
Gram	2800	3000	3100	3175	3425	4000	4400**	4620	4875	5100	5230
Lentil (Masur)	2800	2900	2950	3075	3325	3925	4250** **	4475	4800	5100	5500
* For 2017-18 Tur (Arhar)5250+ 200 Bonus,Moong5375+ 200 bonus &Urad5200 + 200bonus											

*: Additional Bonus of Rs 500 per quintal for market arrivals within the first two months of harvesting

** : Additional Bonus of Rs 200 per quintal, ***:Additional Bonus of Rs 425 per quintal

Pulses Weekly Prices

Pulses	State	Market	Pulses Variety/Origin (Rs in Qtl)	7-Oct-21	30-Sep-21	7-Sep-21	7-Oct-20
Chana	Delhi	Delhi	Chana (Australia)	5375	5350	5550	5700
Chana	Maharashtra	Mumbai	Chana (Australia)	NA	NA	NA	5425
Chana	West Bengal	Kolkatta	Chana (Australia)	5600	5550	5650	5650
Chana	Maharashtra	Mumbai	Chana (Australia) in \$/t	NA	NA	NA	NA
Chana	Maharashtra	Mumbai	Chana (Tanzania) in \$/t	NA	NA	NA	NA
Chana	Maharashtra	Mumbai	Kabuli Chana (Russia) in \$/t	910	910	910	830
Chana	Delhi	Delhi	Chana Kantewala/Katawala (M.P. Origin)	5250	5250	5425	5550
Chana	Rajasthan	Ramganj	Chana (Both Desi and Kantewala)	4820	NA	NA	5100
Chana	Madhya Pradesh	Indore	Chana kantewala/katawala	Closed	5300	Closed	5450
Chana	Madhya Pradesh	Dewas	Chana Kantewala/Katawala	Closed	8800	Closed	Closed
Chana	Madhya Pradesh	Neemuch	Chana Kantewala/Katawala	Closed	4850	Closed	Closed
Chana	Madhya Pradesh	Rajgarh	Chana Kantewala/Katawala	NR	NR	Closed	Closed
Chana	Maharashtra	Nanded	Chana Kantewala/Katawala	5300	5350	Closed	5650
Chana	Maharashtra	Barshi	Chana Kantewala/Katawala	4700	4700	Closed	5100
Chana	Maharashtra	Mumbai	Chana (Ethiopia)	NA	NA	NA	NA
Chana	Delhi	Delhi	Chana Rajasthan	5400	5350	5525	5600
Chana	Maharashtra	Mumbai	Chana (Tanzania)	5050	4950	5200	5450

Pulses	State	Market	Pulses Variety/Origin (Rs in Qtl)	7-Oct-21	30-Sep-21	7-Sep-21	7-Oct-20
Chana	Maharashtra	Akola	Chana Annagiri	5350	5350	Closed	5700
Chana	Maharashtra	Latur	Chana Annagiri	5100	5050	5350	5800
Chana	Maharashtra	Nagpur	Chana Annagiri	5150	5200	Closed	5250
Chana	Maharashtra	Nanded	Chana Annagiri	5450	5450	Closed	5850
Chana	Maharashtra	Udgir	Chana Annagiri	Closed	5200	Closed	5400
Chana	Karnataka	Gulbarga	Chana Annagiri	Closed	5300	Closed	5800
Chana	Delhi	Delhi	Chana Besan	6600	6686	6771	6943
Chana	Maharashtra	Akola	Chana Chapa	5300	5300	Closed	5600
Chana	Maharashtra	Nagpur	Chana chapa	5100	5150	Closed	5150
Chana	Maharashtra	Barshi	Chana Chapa	4900	4900	Closed	5300
Chana	Madhya Pradesh	Gwalior	Chana Desi	Closed	NR	Closed	Closed
Chana	Madhya Pradesh	Harda	Chana Desi	Closed	4950	Closed	Closed
Chana	Madhya Pradesh	Ganjbasoda	Chana Desi	Closed	5150	Closed	Closed
Chana	Madhya Pradesh	Katni	Chana Desi	Closed	5200	Closed	Closed
Chana	Madhya Pradesh	Pipariya	Chana Desi	Closed	5000	Closed	Closed
Chana	Madhya Pradesh	Morena	Chana Desi	Closed	NR	Closed	Closed
Chana	Madhya Pradesh	Bina	Chana Desi	NA	NA	Closed	Closed
Chana	Madhya Pradesh	Dabra	Chana Desi	5200	5100	5200	Closed
Chana	Madhya Pradesh	Ashok Nagar	Chana Desi	Closed	5100	Closed	Closed
Chana	Madhya Pradesh	Bhind	Chana Desi	4500	4600	4800	Closed
Chana	Maharashtra	Ahmednagar	Chana Desi	5000	5100	5100	5700
Chana	Maharashtra	Barshi	Chana Desi	4700	4700	Closed	5100
Chana	Maharashtra	Nagpur	Chana Desi	5000	5000	Closed	5050
Chana	Maharashtra	Hinganghat	Chana Desi	4875	5000	Closed	5450
Chana	Rajasthan	Jaipur	Chana Desi	5100	5150	5250	5600
Chana	Rajasthan	Sriganganagar	Chana Desi	5000	5000	5130	5000
Chana	Rajasthan	Kekri	Chana Desi	4700	4800	5000	5100
Chana	Rajasthan	Bundi	Chana Desi	4750	4760	5070	5350
Chana	Rajasthan	Ajmer	Chana Desi	Closed	NA	NA	5080
Chana	Rajasthan	Alwar	Chana Desi	4950	NA	NA	5050
Chana	Andhra Pradesh	Vijaywada	Chana Desi	5450	5600	Closed	5100
Chana	Andhra Pradesh	Banaganapalli	Chana Desi	NA	NA	4800	NA
Chana	Uttar Pradesh	Jhansi	Chana Desi	NA	NA	Closed	5100
Chana	Uttar Pradesh	Kanpur	Chana Desi	5450	5450	5650	5700
Chana	Gujarat	Dahod	Chana Desi	5100	5150	5250	5400
Chana	Rajasthan	Bikaner	Chana	5100	5100	5300	5250
Chana	Maharashtra	Jalgoan	Chana	5000	5100	Closed	5500
Chana	Maharashtra	Solapur	Chana	5525	5700	5650	6100
Chana	Maharashtra	Amaravati	Chana	4950	4800	Closed	5700

Pulses	State	Market	Pulses Variety/Origin (Rs in Qtl)	7-Oct-21	30-Sep-21	7-Sep-21	7-Oct-20
Chana	Chhattisgarh	Raipur	Chana	5450	5400	5600	5625
Chana	Karnataka	Sedam	Chana	NA	NA	Closed	NA
Chana	Maharashtra	Jalna	Chana Gauran	4800	4900	Closed	5000
Chana	Maharashtra	Latur	Chana Gauran	4900	4800	5200	5600
Chana	Madhya Pradesh	Ujjain	Chana Dollar	Closed	8500	Closed	Closed
Chana	Maharashtra	Jalna	Chana Pila	4900	5000	Closed	5300
Chana	Maharashtra	Latur	Chana G 12/Vijay	5250	5250	5500	6000
Chana	Maharashtra	Udgir	Chana Vijay	Closed	5100	Closed	5200
Chana	Madhya Pradesh	Indore	Kabuli Chana 58-60 Export Quality	Closed	9200	Closed	7500
Chana	Madhya Pradesh	Indore	Kabuli Chana 44-46 Mill Quality	Closed	10200	Closed	7800
Chana	Maharashtra	Mumbai	Kabuli Chana (Russia)	4900	5050	5400	5550
Chana	Madhya Pradesh	Indore	Raw Kabuli Chana Quality	Closed	9500	Closed	6500
Chana	Madhya Pradesh	Dabra	Kabuli Chana	NA	NA	NA	Closed
Chana	Maharashtra	Latur	Chana Mixed (Mill)	4900	4800	5200	5600
Chana	Maharashtra	Akola	Chana Mixed	5250	5250	Closed	5550
Chana	Maharashtra	Ahmednagar	Chana Vishal	5200	5300	5300	5900
Chana	Karnataka	Gulbarga	Chana Dall (Branded)	Closed	6500	Closed	7300
Chana	Madhya Pradesh	Indore	Chana Dall (Average Quality)	Closed	6700	Closed	6600
Chana	Delhi	Delhi	Chana Dall	6075	6050	6350	6500
Chana	Maharashtra	Jalgoan	Chana Dall	6300	6300	Closed	6600
Chana	Maharashtra	Latur	Chana Dall	6400	6400	6600	7100
Chana	Madhya Pradesh	Gwalior	Chana Dall	Closed	NR	Closed	Closed
Chana	Rajasthan	Bikaner	Chana Dall	6000	6200	6400	6300
Chana	Maharashtra	Nagpur	Chana Dall	NA	NA	Closed	NA
Chana	Madhya Pradesh	Dabra	Chana Dall	NA	NA	NA	Closed
Chana	Karnataka	Gulbarga	Chana Dall	Closed	6400	Closed	7100
Chana	Madhya Pradesh	Pipariya	Chana Dall	Closed	6800	Closed	Closed
Chana	Uttar Pradesh	Kanpur	Chana Dall	6150	6150	6300	6400
Chana	Jharkhand	Jamshedpur	Chana Dall	NR	NR	NR	6700
Chana	Maharashtra	Akola	Chana Dall	6600	6600	Closed	7400
Chana	Maharashtra	Barshi	Chana Dall	6100	6200	Closed	7400
Chana	Madhya Pradesh	Bhind	Chana Dall	7500	7500	7800	Closed
Masur	Uttar Pradesh	Kanpur	Masur (Bareilly)	7950	7850	8100	6100
Masur	Uttar Pradesh	Kanpur	Masur Mill Quality Kanpur	7850	7750	8000	5925
Masur	Madhya Pradesh	Gwalior	Masur	Closed	NR	Closed	Closed
Masur	Madhya Pradesh	Vidisha	Masur	Closed	6800	Closed	Closed
Masur	Madhya Pradesh	Ganj Basoda	Masur	Closed	7000	Closed	Closed

Pulses	State	Market	Pulses Variety/Origin (Rs in Qtl)	7-Oct-21	30-Sep-21	7-Sep-21	7-Oct-20
Masur	Madhya Pradesh	Katni	Masur	Closed	7000	Closed	Closed
Masur	Uttar Pradesh	Jhansi	Masur	NA	NA	Closed	5400
Masur	Bihar	Patna	Masur	Closed	7650	7800	5650
Masur	Chhattisgarh	Raipur	Masur	7500	7400	7600	5700
Masur	Madhya Pradesh	Ashok Nagar	Masur Desi	Closed	6900	Closed	Closed
Masur	Madhya Pradesh	Pipariya	Masur Desi	Closed	7000	Closed	Closed
Masur	Madhya Pradesh	Neemuch	Masur Desi	Closed	6360	Closed	Closed
Masur	Madhya Pradesh	Indore	Masur Medium (barik)	Closed	6950	Closed	5550
Masur	Madhya Pradesh	Dabra	Masur Medium	NA	NA	NA	Closed
Masur	Madhya Pradesh	Rajgarh	Masur Medium	NR	NR	Closed	Closed
Masur	Jharkhand	Jamshedpur	Masur Dall Malka	NR	NR	NR	6600
Masur	Madhya Pradesh	Gwalior	Masur Dall Malka	Closed	NR	Closed	Closed
Masur	Madhya Pradesh	Indore	Masur Dall (Medium)	Closed	8900	Closed	6700
Masur	Delhi	Delhi	Masur Dall Choti	8800	8800	9000	7200
Masur	Delhi	Delhi	Masur Badi /Malka dal	8700	8700	8900	6900
Masur	Delhi	Delhi	Masur Canadian	7625	7500	7800	5550
Masur	West Bengal	Kolkatta	Masur (Canada)	7600	7600	7800	5500
Masur	Tamil Nadu	Chennai	Yellow Lentil (Canada Laird No.1)	NR	NR	NR	9400
Masur	Tamil Nadu	Chennai	Yellow Lentil (Canada Laird No.2)	NR	NR	NR	9200
Masur	Tamil Nadu	Chennai	Yellow Lentil (Canada Laird No.3)	NR	NR	NR	9100
Masur	Madhya Pradesh	Indore	Masur Mota Masra	Closed	7000	Closed	5600
Masur	Madhya Pradesh	Indore	Masur Chota (FAQ)	Closed	6975	Closed	5575
Masur	Maharashtra	Mumbai	Masur (Canada)(Container)	7500	7450	7750	5375
Masur	Maharashtra	Mumbai	Masur Vessel	NA	NA	NA	5300
Masur	Delhi	Delhi	Masur (Kotaline)	7800	7700	8050	6050
Masur	Delhi	Delhi	Masur (Sikri Line)	7900	7800	8100	6700
Masur	Delhi	Delhi	Masur Chanti-Export Quality	9100	9100	9100	8200
Masur	Madhya Pradesh	Bina	Masur Kali	NA	NA	Closed	Closed
Moong	Maharashtra	Mumbai	Moong Annaseva (Burma) in \$/t	900	900	860	1090
Moong	Maharashtra	Mumbai	Moong Pedishewa/Pedisheva/(Burma) in \$/t	1000	1000	910	1100
Moong	Maharashtra	Mumbai	Moong Pokako/Pakaku (Burma) in \$/t	1000	1000	890	NA
Moong	Maharashtra	Mumbai	Moong (Tanzania)	6300	6300	6400	NA

Pulses	State	Market	Pulses Variety/Origin (Rs in Qtl)	7-Oct-21	30-Sep-21	7-Sep-21	7-Oct-20
Moong	Delhi	Delhi	Moong (Kanpur-U.P.)	NA	NA	NA	7000
Moong	Delhi	Delhi	Moong Desi (Merta City-Raj)	7000	7000	7000	7500
Moong	Delhi	Delhi	Moong (Mertacity Polish-Raj)	NA	NA	NA	NA
Moong	Karnataka	Gulbarga	Moong FAQ	Closed	NA	Closed	8300
Moong	Uttar Pradesh	Kanpur	Moong (UP line)	6800	7000	Closed	7000
Moong	Maharashtra	Akola	Moong	7000	7000	Closed	7500
Moong	Maharashtra	Barshi	Moong	5500	5500	Closed	7000
Moong	Maharashtra	Ahmednagar	Moong	7200	7200	7100	8000
Moong	Madhya Pradesh	Harda	Moong	Closed	7200	Closed	Closed
Moong	Rajasthan	Kekri	Moong	6300	6200	7000	6900
Moong	Maharashtra	Latur	Moong	6800	6800	7200	7800
Moong	Madhya Pradesh	Dabra	Moong	NA	NA	NA	Closed
Moong	Rajasthan	Sriganganagar	Moong	6700	6600	7030	6500
Moong	Andhra Pradesh	Vijaywada	Moong	6400	6400	Closed	7500
Moong	Rajasthan	Ajmer	Moong Desi	Closed	6800	NA	7800
Moong	Uttar Pradesh	Hathras	Moong Desi	NA	NA	NA	NA
Moong	Madhya Pradesh	Pipariya	Moong Desi	Closed	6800	Closed	Closed
Moong	Maharashtra	Udgir	Moong Desi	Closed	7200	Closed	7800
Moong	Gujarat	Dahod	Moong (Chamki)	6500	6800	7000	6300
Moong	Karnataka	Gulbarga	Moong (Chamki)	Closed	6600	Closed	8200
Moong	Madhya Pradesh	Indore	Moong (Chamki)	Closed	6600	Closed	7500
Moong	Maharashtra	Jalgoan	Moong (Chamki)	6700	6800	Closed	8200
Moong	Maharashtra	Jalna	Moong (Chamki)	6650	6750	Closed	7300
Moong	Rajasthan	Jaipur	Moong (Chamki)	6800	6800	7200	7700
Moong	Rajasthan	Merta	Moong Chilka	7100	7100	7300	8000
Moong	Rajasthan	Merta	Moong Mogar	6700	6700	7000	7500
Moong	Rajasthan	Merta	Moong Polish	7100	7000	7300	8000
Moong	Karnataka	Yadgir	Moong Polish	6760	NA	Closed	NA
Moong	Karnataka	Gulbarga	Moong Dall Mogar (Colourful Branded)	Closed	8500	Closed	9300
Moong	Rajasthan	Bikaner	Moong Dall Split (Average)	8500	8500	8500	8500
Moong	Delhi	Delhi	Moong (Chilka Dal-Raj)	8500	8500	8500	8700
Moong	Delhi	Delhi	Moong Mogar Dall	9000	9000	9000	9000
Moong	Maharashtra	Akola	Moong Dall Mogar (bold)	8800	9000	Closed	9800
Moong	Madhya Pradesh	Indore	Moong Dall Mogar	Closed	8800	Closed	8700
Moong	Jharkhand	Jamshedpur	Moong Dall Mogar	NR	NR	NR	6450
Moong	Jharkhand	Jamshedpur	Moong Dal Mogar (Sortex)	NR	NR	NR	9000
Moong	Maharashtra	Mumbai	Moong Kenya	NA	NA	NA	NA

Pulses	State	Market	Pulses Variety/Origin (Rs in Qtl)	7-Oct-21	30-Sep-21	7-Sep-21	7-Oct-20
Moong	Maharashtra	Mumbai	Moong Pokako/Pakkaku	NA	NA	NA	NA
Moong	Maharashtra	Jalna	Moong Gauran	6200	6300	Closed	6300
Moong	Karnataka	Sedam	Moong Green	NA	NA	Closed	NA
Moong	West Bengal	Kolkatta	Moong Pedishewa/Pedisheva	NA	NA	NA	NA
Moth	Rajasthan	Jaipur	Moth	7200	7000	7400	6300
Moth	Rajasthan	Nokha	Moth	7700	7200	7500	5700
Moth	Rajasthan	Bhilwara	Moth	NA	NA	NA	NA
Pea	Maharashtra	Mumbai	Peas White/Yellow (America)	NA	NA	NA	8000
Pea	Maharashtra	Mumbai	Peas Green (America)	NA	NA	NA	NA
Pea	Uttar Pradesh	Kanpur	Peas White (Canada)	5950	6000	5900	6500
Pea	Maharashtra	Mumbai	Peas White/Yellow (Canada)	NA	NA	NA	8000
Pea	West Bengal	Kolkatta	Peas Yellow/White (Canada)	NA	NA	NA	NA
Pea	Maharashtra	Mumbai	Peas Green (Canada)	NA	NA	NA	NA
Pea	West Bengal	Kolkatta	Peas Green (Canada)	NA	NA	NA	NA
Pea	West Bengal	Kolkatta	Peas Yellow/White (Russia)	NA	NA	NA	NA
Pea	Maharashtra	Mumbai	Peas Yellow (Russia)	NA	NA	NA	NA
Pea	Uttar Pradesh	Kanpur	Peas Desi	6050	6100	6000	6500
Pea	Madhya Pradesh	Gwalior	Peas White	Closed	NR	Closed	Closed
Pea	Madhya Pradesh	Harpalpur	Peas White	Closed	NR	Closed	Closed
Pea	Uttar Pradesh	Jhansi	Peas White	NA	NA	Closed	6700
Pea	Madhya Pradesh	Dabra	Peas White	NA	NA	NA	Closed
Pea	Delhi	Delhi	Peas Green	11500	11500	12000	15000
Pea	Madhya Pradesh	Dabra	Peas Green	5200	5100	5500	Closed
Pea	Delhi	Delhi	Peas Yellow	8200	8200	8000	8500
Pea	Jharkhand	Jamshedpur	Peas Dall	NR	NR	NR	NA
Pea	Madhya Pradesh	Gwalior	Peas White Dall	Closed	NR	Closed	Closed
Tur	Maharashtra	Mumbai	Tur Lemon (Burma) in \$/t	845	830	900	780
Tur	Tamil Nadu	Chennai	Tur Lemon (Burma) in \$/t	NA	NA	NA	NA
Tur	Uttar Pradesh	Kanpur	Tur (MP)	6400	6400	6600	7650
Tur	Uttar Pradesh	Kanpur	Tur (UP Line)	6500	6500	6700	7800
Tur	Maharashtra	Nagpur	Tur (Mah.)	6300	6500	Closed	7700
Tur	Madhya Pradesh	Indore	Tur Mah. Origin	Closed	6600	Closed	8300
Tur	Maharashtra	Jalna	Tur BDM	6100	6400	Closed	7600
Tur	Maharashtra	Hinganghat	Tur	6335	6500	Closed	9000
Tur	Maharashtra	Solapur	Tur	6600	6650	6900	8600

Pulses	State	Market	Pulses Variety/Origin (Rs in Qtl)	7-Oct-21	30-Sep-21	7-Sep-21	7-Oct-20
Tur	Madhya Pradesh	Katni	Tur	Closed	6200	Closed	Closed
Tur	Madhya Pradesh	Bhind	Tur	4800	4800	4900	Closed
Tur	Madhya Pradesh	Dabra	Tur	NA	NA	NA	Closed
Tur	Chhattisgarh	Raipur	Tur	6800	6950	7400	8700
Tur	Telangana	Warangal	Tur Desi	NA	NA	NA	NA
Tur	Andhra Pradesh	Dhone	Tur Desi	NA	NA	NA	NA
Tur	Madhya Pradesh	Morena	Tur Desi	Closed	NR	Closed	Closed
Tur	Madhya Pradesh	Pipariya	Tur Desi	Closed	6600	Closed	Closed
Tur	Karnataka	Gulbarga	Tur Red FAQ	Closed	6700	Closed	8800
Tur	Uttar Pradesh	Hathras	Tur Red Desi	NA	NA	NA	NA
Tur	Maharashtra	Jalna	Tur Red (Variety-Maruti)	NA	NA	Closed	NA
Tur	Karnataka	Sedam	Tur Red	NA	NA	Closed	NA
Tur	Karnataka	Yadgir	Tur Red	NA	NA	Closed	NA
Tur	Maharashtra	Latur	Tur Red	6300	6400	6500	8500
Tur	Maharashtra	Udgir	Tur Red	Closed	6500	Closed	7700
Tur	Maharashtra	Akola	Tur Red	6700	6800	Closed	8700
Tur	Maharashtra	Amaravati	Tur Red	6300	6250	Closed	8600
Tur	Maharashtra	Ahmednagar	Tur Red	6300	6400	6300	8900
Tur	Maharashtra	Barshi	Tur Red	6300	6300	Closed	6400
Tur	Gujarat	Dahod	Tur Red	5800	5900	6300	7300
Tur	Karnataka	Yadgir	Tur White	NA	NA	Closed	NA
Tur	Gujarat	Dahod	Tur White	6000	6200	6400	7800
Tur	Maharashtra	Ahmednagar	Tur White	6400	6500	6400	9000
Tur	Maharashtra	Barshi	Tur White	6200	6500	Closed	6500
Tur	Maharashtra	Jalgoan	Tur White Desi	5900	6150	Closed	7400
Tur	Maharashtra	Ahmednagar	Tur Black	6200	6300	6200	8800
Tur	Maharashtra	Jalna	Tur Black	NA	NA	Closed	NA
Tur	Maharashtra	Barshi	Tur Black	5800	5800	Closed	5700
Tur	Maharashtra	Latur	Tur White	NA	NA	NA	NA
Tur	Maharashtra	Jalna	Tur White	6000	6300	Closed	7300
Tur	Andhra Pradesh	Vijaywada	Tur Lemon	6300	6400	Closed	7300
Tur	Tamil Nadu	Chennai	Tur Lemon	6250	6350	6400	6850
Tur	West Bengal	Kolkatta	Tur Lemon (Burma)	NA	NA	NA	NA
Tur	Delhi	Delhi	Tur Lemon (Burma)	6600	6700	6900	7800
Tur	Maharashtra	Mumbai	Tur Lemon (Burma)	6300	6325	6650	8000
Tur	Jharkhand	Jamshedpur	Tur Dall	NR	NR	NR	10300
Tur	Maharashtra	Jalgoan	Tur Dall	9200	9200	Closed	11200
Tur	Madhya Pradesh	Bhind	Tur Dall	10100	10000	10500	Closed
Tur	Madhya Pradesh	Pipariya	Tur Dall (Non-Sortex)	Closed	10000	Closed	Closed

Pulses	State	Market	Pulses Variety/Origin (Rs in Qtl)	7-Oct-21	30-Sep-21	7-Sep-21	7-Oct-20
Tur	Maharashtra	Akola	Tur Dall Sava no.	8800	8800	Closed	11500
Tur	Maharashtra	Barshi	Tur Dall Sava no.	8400	8200	Closed	8200
Tur	Karnataka	Gulbarga	Tur Sava No. Dall	Closed	8900	Closed	10000
Tur	Maharashtra	Akola	Tur Dall Phatka	9400	9400	Closed	12000
Tur	Maharashtra	Barshi	Tur Dall Phatka	9100	9100	Closed	9400
Tur	Maharashtra	Latur	Tur Dall Phatka	9300	9500	9600	12500
Tur	Madhya Pradesh	Indore	Tur Dall Phatka (General)	Closed	8900	Closed	10300
Tur	Karnataka	Gulbarga	Tur Dall Pathka (Sortex)	Closed	9950	Closed	10500
Tur	Karnataka	Gulbarga	Tur Dall Phatka (Non Sortex)	Closed	9450	Closed	9950
Tur	Maharashtra	Latur	Tur Sava Dall	9000	9000	9000	11500
Urad	Maharashtra	Mumbai	Urad FAQ (Burma) in \$/t	925	930	935	970
Urad	Tamil Nadu	Chennai	Urad FAQ (Burma) in \$/t	NA	NA	NA	NA
Urad	Tamil Nadu	Chennai	Urad SQ (Burma) in \$/t	NA	NA	NA	NA
Urad	Maharashtra	Mumbai	Urad SQ (Burma) in \$/t	1080	1090	1100	1150
Urad	West Bengal	Kolkatta	Urad FAQ (Burma)	7100	7100	7150	8000
Urad	Maharashtra	Mumbai	Urad FAQ (Burma)	7000	7100	7200	8000
Urad	Madhya Pradesh	Indore	Urad (Mah. origin)	Closed	7200	Closed	8000
Urad	Madhya Pradesh	Indore	Urad	Closed	7200	Closed	8000
Urad	Madhya Pradesh	Harpalpur	Urad	Closed	NR	Closed	Closed
Urad	Madhya Pradesh	Ganjbasoda	Urad	Closed	6500	Closed	Closed
Urad	Rajasthan	Jaipur	Urad	NA	NA	NA	8000
Urad	Rajasthan	Kekri	Urad	7000	7000	7000	8000
Urad	Rajasthan	Bundi	Urad	6300	6300	6564	8300
Urad	Maharashtra	Ahmednagar	Urad	7300	7200	7000	8000
Urad	Maharashtra	Barshi	Urad	7000	7000	Closed	8500
Urad	Maharashtra	Jalna	Urad	6200	6800	Closed	7000
Urad	Maharashtra	Latur	Urad	7200	7200	7200	8100
Urad	Uttar Pradesh	Jhansi	Urad	NA	NA	Closed	7300
Urad	Karnataka	Sedam	Urad	NA	NA	Closed	NA
Urad	Gujarat	Dahod	Urad	7000	6800	6800	6500
Urad	Madhya Pradesh	Ashok Nagar	Urad Desi	Closed	6000	Closed	Closed
Urad	Madhya Pradesh	Neemuch	Urad Desi	Closed	6900	Closed	Closed
Urad	Madhya Pradesh	Pipariya	Urad Desi	Closed	NA	Closed	Closed
Urad	Rajasthan	Ramganj	Urad Desi	6400	NA	NA	8000
Urad	Rajasthan	Bhilwara	Urad Desi	NA	NA	NA	NA
Urad	Maharashtra	Jalgoan	Urad Desi	6800	7000	Closed	7800
Urad	Maharashtra	Udgir	Urad Desi	Closed	7200	Closed	7800
Urad	Maharashtra	Akola	Urad Desi	7200	7300	Closed	7600

Pulses	State	Market	Pulses Variety/Origin (Rs in Qtl)	7-Oct-21	30-Sep-21	7-Sep-21	7-Oct-20
Urad	Uttar Pradesh	Kanpur	Urad Desi	6900	6900	6900	8000
Urad	Telangana	Adilabad	Urad Desi	NA	NA	NA	NA
Urad	Telangana	Warangal	Urad Desi	NA	NA	5855	NA
Urad	Delhi	Delhi	Urad Desi	6900	7000	7000	7800
Urad	Karnataka	Gulbarga	Urad FAQ	Closed	7000	Closed	7850
Urad	Delhi	Delhi	Urad FAQ	7150	7250	7300	8050
Urad	Tamil Nadu	Chennai	Urad FAQ (Chota Dana)	6900	7000	7050	8300
Urad	Delhi	Delhi	Urad SQ	8150	8250	8400	9200
Urad	Tamil Nadu	Chennai	Urad SQ	7775	8000	8150	9500
Urad	Andhra Pradesh	Vijaywada	Urad (Polish)	7900	7900	Closed	9500
Urad	Andhra Pradesh	Guntur	Urad (Polish)	NR	NR	NR	8650
Urad	Andhra Pradesh	Guntur	Urad (Unpolish)	NR	NR	NR	8350
Urad	Andhra Pradesh	Vijaywada	Urad Sada(Bada)	7700	7700	Closed	9300
Urad	Andhra Pradesh	Guntur	Urad Gota Branded	NR	NR	NR	11500
Urad	Madhya Pradesh	Dabra	Urad Kali	NA	NA	NA	Closed
Urad	Madhya Pradesh	Dabra	Urad Lal	NA	NA	NA	Closed
Urad	Madhya Pradesh	Dabra	Urad Rangoli	NA	NA	NA	Closed
Urad	Madhya Pradesh	Bina	Urad (Black and Brown)	NA	NA	Closed	Closed
Urad	Madhya Pradesh	Indore	Urad Dall Mogar (General-Average)	Closed	10000	Closed	10400
Urad	Rajasthan	Bikaner	Urad Dall Split (Average)	9300	9400	9600	9600
Urad	Jharkhand	Jamshedpur	Urad Dall Mogar	NR	NR	NR	10000
Urad	Karnataka	Gulbarga	Urad Dall Mogar (Local branded)	Closed	9800	Closed	12000
Urad	Andhra Pradesh	Guntur	Urad Dall (Branded)	NR	NR	NR	11500

Pulses Weekly Arrivals

Pulses	State	Market	Pulses Weekly Arrivals	7-Oct-21	30-Sep-21	7-Sep-21	7-Oct-20
Chana	Delhi	Delhi	Chana Both(MP and Raj. Origin) in Motors/trucks	15	15	20	20
Chana	Rajasthan	Ramganj	Chana (Both Desi and kantewala) in Qtls.	139	NA	NA	400
Chana	Madhya Pradesh	Indore	Chana Kantewala/Katawala in Qtls.	Closed	1000	Closed	1700
Chana	Madhya Pradesh	Dewas	Chana Kantewala/Katawala in Qtls.	Closed	500	Closed	Closed

Pulses	State	Market	Pulses Weekly Arrivals	7-Oct-21	30-Sep-21	7-Sep-21	7-Oct-20
Chana	Madhya Pradesh	Neemuch	Chana Kantewala/Katawala in Qtls.	Closed	800	Closed	Closed
Chana	Madhya Pradesh	Rajgarh	Chana Kantewala/Katawala in Qtls.	NR	NR	Closed	Closed
Chana	Madhya Pradesh	Dabra	Kabuli Chana in Qtls.	NA	NA	NA	Closed
Chana	Madhya Pradesh	Bhind	Chana Desi in Qtls.	30	30	30	Closed
Chana	Madhya Pradesh	Bina	Chana Desi in Qtls.	NA	NA	Closed	Closed
Chana	Madhya Pradesh	Dabra	Chana Desi in Qtls.	NA	NA	NA	Closed
Chana	Madhya Pradesh	Dabra	Chana Dall in Qtls.	NA	NA	NA	Closed
Chana	Madhya Pradesh	Ganjbasoda	Chana Desi in Qtls.	Closed	1500	Closed	Closed
Chana	Madhya Pradesh	Gwalior	Chana Desi in Qtls.	Closed	NR	Closed	Closed
Chana	Madhya Pradesh	Harda	Chana Desi in Qtls.	Closed	100	Closed	Closed
Chana	Madhya Pradesh	Morena	Chana Desi in Qtls.	Closed	NR	Closed	Closed
Chana	Madhya Pradesh	Pipariya	Chana Desi in Qtls.	Closed	1000	Closed	Closed
Chana	Madhya Pradesh	AsokNagar	Chana Desi in Qtls.	Closed	2000	Closed	Closed
Chana	Madhya Pradesh	Katni	Chana Desi in Qtls.	Closed	800	Closed	Closed
Chana	Rajasthan	Bundi	Chana Desi in Qtls.	95	50	16	400
Chana	Rajasthan	Ajmer	Chana Desi in Qtls.	Closed	NA	NA	300
Chana	Rajasthan	Alwar	Chana Desi in Qtls.	25	NA	NA	200
Chana	Rajasthan	Kekri	Chana Desi in Qtls.	500	200	400	500
Chana	Rajasthan	Sriganganagar	Chana Desi in Qtls.	150	200	198	300
Chana	Maharashtra	Amaravati	Chana Desi in Qtls.	800	700	Closed	400
Chana	Maharashtra	Barshi	Chana Desi in Qtls.	200	200	Closed	200
Chana	Maharashtra	Jalgoan	Chana Desi in Qtls.	150	200	Closed	300
Chana	Uttar Pradesh	Jhansi	Chana Desi in Qtls.	NA	NA	Closed	300
Chana	Andhra Pradesh	Vijaywada	Chana Desi in Qtls.	100	200	Closed	100
Chana	Maharashtra	Hinganghat	Chana Desi in Qtls.	350	700	Closed	200
Chana	Madhya Pradesh	Ujjain	Chana in Qtls.	Closed	150	Closed	Closed
Chana	Maharashtra	Amednagar	Chana in Qtls.	900	700	1000	1000
Chana	Maharashtra	Akola	Chana in Qtls.	1500	1500	Closed	500
Chana	Maharashtra	Nagpur	Chana in Qtls.	500	500	Closed	1000
Chana	Karnataka	Sedam	Chana in Qtls.	NA	NA	Closed	NA
Chana	Chhattisgarh	Raipur	Chana in Qtls.	500	800	500	300
Chana	Maharashtra	Jalna	Chana Gauran in Qtls.	200	200	Closed	200
Chana	Maharashtra	Jalna	Chana Pila in Qtls.	100	100	Closed	100
Chana	Maharashtra	Latur	Chana Mixed (Mill) in Qtls.	1000	1000	2000	150
Chana	Maharashtra	Nanded	Chana Annagri in Qtls.	1000	500	Closed	2000
Chana	Maharashtra	Solapur	Chana Annagiri in Qtls.	200	200	200	500
Chana	Maharashtra	Udgir	Chana Annagiri in Qtls.	Closed	500	Closed	300

Pulses	State	Market	Pulses Weekly Arrivals	7-Oct-21	30-Sep-21	7-Sep-21	7-Oct-20
Chana	Karnataka	Gulbarga	Chana Annagiri in Qtls.	Closed	300	Closed	60
Masur	Uttar Pradesh	Jhansi	Masur in Qtls.	NA	NA	Closed	100
Masur	Bihar	Patna	Masur in Qtls.	Closed	NA	NA	200
Masur	Chhattisgarh	Raipur	Masur in Qtls.	500	800	600	100
Masur	Madhya Pradesh	Gwalior	Masur in Qtls.	Closed	NR	Closed	Closed
Masur	Madhya Pradesh	Bina	Masur Kali in Qtls.	NA	NA	Closed	Closed
Masur	Madhya Pradesh	Dabra	Masur Medium in Qtls.	NA	NA	NA	Closed
Masur	Madhya Pradesh	Rajgarh	Masur Medium in Qtls.	NR	NR	Closed	Closed
Masur	Madhya Pradesh	Indore	Masur Medium (Barik) in Qtls.	Closed	500	Closed	400
Masur	Madhya Pradesh	AsokNagar	Masur Desi in Qtls.	Closed	300	Closed	Closed
Masur	Madhya Pradesh	Pipariya	Masur Desi in Qtls.	Closed	30	Closed	Closed
Masur	Madhya Pradesh	GanjBasoda	Masur Desi in Qtls.	Closed	200	Closed	Closed
Masur	Madhya Pradesh	Vidisha	Masur Desi in Qtls.	Closed	100	Closed	Closed
Masur	Madhya Pradesh	Katni	Masur Desi in Qtls.	Closed	300	Closed	Closed
Masur	Madhya Pradesh	Neemuch	Masur Desi in Qtls.	Closed	100	Closed	Closed
Masur	Rajasthan	Bhilwara	Masur Desi in Qtls.	NA	NA	NA	NA
Moong	Rajasthan	Ajmer	Moong Desi in Qtls.	Closed	300	NA	700
Moong	Rajasthan	Merta City	Moong Desi in Qtls.	10000	6000	4000	8000
Moong	Maharashtra	Udgir	Moong Desi in Qtls.	Closed	500	Closed	700
Moong	Madhya Pradesh	Pipariya	Moong Desi in Qtls.	Closed	4000	Closed	Closed
Moong	Uttar Pradesh	Hathras	Moong Desi in Qtls.	NA	NA	NA	NA
Moong	Rajasthan	Sriganganagar	Moong in Qtls.	1000	500	168	3000
Moong	Rajasthan	Kekri	Moong in Qtls.	500	500	1000	1000
Moong	Andhra Pradesh	Vijaywada	Moong in Qtls.	200	200	Closed	300
Moong	Maharashtra	Akola	Moong in Qtls.	200	200	Closed	500
Moong	Maharashtra	Barshi	Moong in Qtls.	300	500	Closed	700
Moong	Maharashtra	Latur	Moong in Qtls.	2500	2500	5000	3000
Moong	Madhya Pradesh	Harda	Moong in Qtls.	Closed	500	Closed	Closed
Moong	Maharashtra	Jalgoan	Moong Chamki in Qtls.	150	100	Closed	300
Moong	Maharashtra	Jalna	Moong Chamki in Qtls.	300	300	Closed	500
Moong	Karnataka	Gulbarga	Moong Chamki in Qtls.	Closed	3000	Closed	3000
Moong	Madhya Pradesh	Indore	Moong Chamki in Qtls.	Closed	500	Closed	600
Moong	Maharashtra	Amednagar	Moong (Polish) in Qtls.	300	400	1500	500
Moong	Karnataka	Yadgir	Moong Polish in Qtls.	1080	NA	Closed	NA
Moong	Maharashtra	Jalna	Moong Gauran in Qtls.	100	100	Closed	100
Moong	Karnataka	Sedam	Moong Green in Qtls.	NA	NA	Closed	NA
Moong	Karnataka	Gulbarga	Moong FAQ in Qtls.	Closed	NA	Closed	3050
Moong	Uttar Pradesh	Kanpur	Moong (UP line) in Qtls.	90	100	Closed	NA
Moth	Rajasthan	Nokha	Moth in Qtls.	1000	300	200	500

Pulses	State	Market	Pulses Weekly Arrivals	7-Oct-21	30-Sep-21	7-Sep-21	7-Oct-20
Peas	Madhya Pradesh	Dabra	Peas White in Qtls.	NA	NA	NA	Closed
Peas	Madhya Pradesh	Harpalpur	Peas White in Qtls.	Closed	NR	Closed	Closed
Peas	Uttar Pradesh	Jhansi	Peas White in Qtls.	NA	NA	Closed	100
Tur	Karnataka	Sedam	Tur Red in Qtls.	NA	NA	Closed	NA
Tur	Karnataka	Yadgir	Tur Red in Qtls.	NA	NA	Closed	NA
Tur	Uttar Pradesh	Hathras	Tur Red in Qtls.	NA	NA	NA	NA
Tur	Maharashtra	Akola	Tur Red in Qtls.	2000	800	Closed	200
Tur	Maharashtra	Amaravati	Tur Red in Qtls.	2500	2500	Closed	700
Tur	Maharashtra	Latur	Tur Red in Qtls.	2000	2000	1500	100
Tur	Maharashtra	Udgir	Tur Red in Qtls.	Closed	500	Closed	300
Tur	Karnataka	Yadgir	Tur White in Qtls.	NA	NA	Closed	NA
Tur	Maharashtra	Jalgoan	Tur white in Qtls.	100	100	Closed	500
Tur	Maharashtra	Jalna	Tur White in Qtls.	100	100	Closed	100
Tur	Maharashtra	Latur	Tur White in Qtls.	NA	NA	NA	NA
Tur	Maharashtra	Jalna	Tur BDM in Qtls.	50	50	Closed	50
Tur	Maharashtra	Jalna	Tur Red (Variety-Maruti) in Qtls.	NA	NA	Closed	NA
Tur	Madhya Pradesh	Indore	Tur Mah. Origin in Qtls.	Closed	500	Closed	700
Tur	Madhya Pradesh	Morena	Tur Desi in Qtls.	Closed	NR	Closed	Closed
Tur	Madhya Pradesh	Pipariya	Tur Desi in Qtls.	Closed	300	Closed	Closed
Tur	Madhya Pradesh	Katni	Tur Desi in Qtls.	Closed	50	Closed	Closed
Tur	Madhya Pradesh	Bhind	Tur in Qtls.	50	50	50	Closed
Tur	Madhya Pradesh	Dabra	Tur in Qtls.	NA	NA	NA	Closed
Tur	Maharashtra	Amednagar	Tur in Qtls.	300	400	500	300
Tur	Maharashtra	Barshi	Tur in Qtls.	300	300	Closed	300
Tur	Maharashtra	Solapur	Tur in Qtls.	500	400	500	500
Tur	Maharashtra	Hinganghat	Tur in Qtls.	700	700	Closed	300
Tur	Chhattisgarh	Raipur	Tur in Qtls.	500	800	500	150
Urad	Madhya Pradesh	AsokNagar	Urad Desi in Qtls.	Closed	200	Closed	Closed
Urad	Madhya Pradesh	Neemuch	Urad Desi in Qtls.	Closed	100	Closed	Closed
Urad	Maharashtra	Akola	Urad Desi in Qtls.	200	200	Closed	200
Urad	Maharashtra	Jalgoan	Urad Desi in Qtls.	150	100	Closed	400
Urad	Maharashtra	Udgir	Urad Desi in Qtls.	Closed	500	Closed	700
Urad	Rajasthan	Bhilwara	Urad Desi in Qtls.	NA	NA	NA	NA
Urad	Rajasthan	Ramganj	Urad Desi in Qtls.	54	NA	NA	400
Urad	Madhya Pradesh	Bina	Urad in Qtls.	NA	NA	Closed	Closed
Urad	Madhya Pradesh	Ganjbasoda	Urad in Qtls.	Closed	1000	Closed	Closed
Urad	Madhya Pradesh	Harpalpur	Urad in Qtls.	Closed	NR	Closed	Closed
Urad	Madhya Pradesh	Pipariya	Urad in Qtls.	Closed	NA	Closed	Closed
Urad	Rajasthan	Bundi	Urad in Qtls.	80	20	6	300

Pulses	State	Market	Pulses Weekly Arrivals	7-Oct-21	30-Sep-21	7-Sep-21	7-Oct-20
Urad	Rajasthan	Kekri	Urad in Qtls.	600	400	800	2000
Urad	Maharashtra	Amednagar	Urad in Qtls.	1500	1500	1000	1000
Urad	Maharashtra	Barshi	Urad in Qtls.	5000	5000	Closed	5000
Urad	Maharashtra	Jalna	Urad in Qtls.	200	200	Closed	300
Urad	Maharashtra	Latur	Urad in Qtls.	3000	3000	5000	4000
Urad	Uttar Pradesh	Jhansi	Urad in Qtls.	NA	NA	Closed	400
Urad	Karnataka	Sedam	Urad in Qtls.	NA	NA	Closed	NA
Urad	Madhya Pradesh	Dabra	Urad Kali in Qtls.	NA	NA	NA	Closed
Urad	Madhya Pradesh	Dabra	Urad Lal in Qtls.	NA	NA	NA	Closed
Urad	Madhya Pradesh	Dabra	Urad Rangoli in Qtls.	NA	NA	NA	Closed
Urad	Madhya Pradesh	Indore	Urad (Mah. origin) in Qtls.	Closed	500	Closed	600
Urad	Karnataka	Gulbarga	Urad FAQ in Qtls.	Closed	2000	Closed	500
Urad	Andhra Pradesh	Vijaywada	Urad (Polis) in Qtls.	600	600	Closed	500

Gram Dal Wholesale Prices (Rs./Qtl.)			
Date	7-Oct-21	30-Sep-21	7-Sep-21
Centre	Gram Dal	Gram Dal	Gram Dal
NORTH ZONE			
CHANDIGARH	6500	6500	6500
DELHI	6100	6000	6100
HISAR	6500	7000	6500
KARNAL	NR	NR	NR
PANCHKULA	6500	6500	6500
GURGAON	5850	5850	5850
SHIMLA	6850	6850	6800
MANDI	6700	6500	6950
DHARAMSHALA	6800	6800	6600
SOLAN	6500	6500	6100
UNA	6600	6600	6700
SRINAGAR	7000	7500	NR
JAMMU	6700	6800	6700
POONCH	7650	7450	7600
AMRITSAR	6100	6100	6000
LUDHIANA	6300	6200	6400
BATHINDA	6200	6100	6200
LUCKNOW	6620	6480	6360

Gram Dal Wholesale Prices (Rs./Qtl.)			
Date	7-Oct-21	30-Sep-21	7-Sep-21
Centre	Gram Dal	Gram Dal	Gram Dal
KANPUR	6500	6600	6500
VARANASI	6800	6750	6800
AGRA	6550	6500	6600
JHANSI	6000	6000	6000
MEERUT	7000	6780	6830
ALLAHABAD	6350	6300	NR
GORAKHPUR	6200	6200	6500
DEHRADUN	7000	7200	7200
HALDWANI	7400	7300	7400
RUDRAPUR	7100	7000	7100
HARIDWAR	7500	7400	7450
WEST ZONE			
RAIPUR	8000	8000	9000
DURG	6700	6600	6600
AMBIKAPUR	7150	7100	NR
BILASPUR	7300	7200	6400
JAGDALPUR	6600	6600	6500
PANAJI	7200	7250	NR
AHMEDABAD	6300	6300	6400
RAJKOT	6530	6530	6735
SURAT	6500	6500	6600
BHUJ	6400	6600	6600
BHOPAL	6093	6090	6090
INDORE	NR	6480	6580
GWALIOR	6800	6800	6800
JABALPUR	8800	8400	8000
REWA	5500	5500	5400
SAGAR	6225	6250	5800
JHABUA	7420	7420	7100
HOSHANGABAD	7200	7100	NR
SHAHNOL	7000	7000	NR
UJJAIN	6580	6580	6590
MUMBAI	6500	6500	6500
NAGPUR	6900	7000	7000
PUNE	6800	6800	NR

Gram Dal Wholesale Prices (Rs./Qtl.)			
Date	7-Oct-21	30-Sep-21	7-Sep-21
Centre	Gram Dal	Gram Dal	Gram Dal
NASHIK	6500	6500	6250
JAIPUR	NR	6600	6700
JODHPUR	NR	NR	NR
KOTA	NR	7300	8500
UDAIPUR	NR	NR	NR
EAST ZONE			
PATNA	6500	6600	6500
BHAGALPUR	7350	NR	7300
PURNIA	6300	6300	6500
DARBHANGA	6500	6500	6600
GAYA	7100	7100	6800
MUZZAFARPUR	6600	6600	6500
RANCHI	NR	6700	6600
BHUBANESHWAR	6800	6800	6700
CUTTACK	6600	6600	6600
SAMBALPUR	6600	6600	6600
ROURKELA	6600	6600	6500
BERHAMPUR	NR	6500	NR
JEYPORE	6700	6700	6700
BALASORE	6900	6900	6800
BARIPADA	6400	NR	6800
BALANGIR	6700	6700	NR
KOLKATA	6600	6600	6600
SILIGURI	8195	8090	7775
PURULIA	6800	6800	6700
KHARAGPUR	NR	7200	6500
RAMPURHAT	7050	7050	7050
MALDA	7800	7800	7800
RAIGANJ	7300	7300	6700
NORTH EAST ZONE			
PORT BLAIR	8000	8000	7600
MAYABUNDER	8600	8600	NR
ITANAGAR	NR	7600	7800
GUWAHATI	6800	6700	6400
IMPHAL	NR	NR	NR

Gram Dal Wholesale Prices (Rs./Qtl.)			
Date	7-Oct-21	30-Sep-21	7-Sep-21
Centre	Gram Dal	Gram Dal	Gram Dal
SHILLONG	7200	6700	6700
TURA	7600	7600	7600
JOWAI	6500	6500	6500
AIZAWL	NR	NR	NR
DIMAPUR	8000	8000	NR
GANGTOK	8000	8000	8000
AGARTALA	NR	6800	6800
SOUTH ZONE			
VIJAYWADA	6650	NR	NR
VISAKHAPATNAM	6800	6800	6800
KURNOOL	6600	3250	NR
TIRUPATHI	NR	NR	7000
BENGALURU	6500	6600	6800
DHARWAD	6750	6750	8900
MANGALORE	7000	7000	7000
MYSORE	7100	7100	NR
T.PURAM	7100	7100	6900
ERNAKULAM	7500	7500	7400
KOZHIKODE	7000	7000	7000
THRISSUR	7300	7300	6600
PALAKKAD	7200	7200	7200
WAYANAD	7200	7000	7000
PUDUCHERRY	6900	6900	6700
CHENNAI	6700	6700	6500
DINDIGUL	6950	6950	6700
THIRUCHIRAPALLI	7100	NR	7100
COIMBATORE	7050	7050	6900
TIRUNELVELI	7500	7200	7000
CUDDALORE	7000	7000	7000
DHARMAPURI	6800	6800	6400
VELLORE	7500	7500	7500
RAMANATHAPURAM	7100	7300	6600
HYDERABAD	6400	6400	NR
KARIMNAGAR	6050	6050	6000
WARANGAL	7600	7300	6700

Gram Dal Wholesale Prices (Rs./Qtl.)			
Date	7-Oct-21	30-Sep-21	7-Sep-21
Centre	Gram Dal	Gram Dal	Gram Dal
ADILABAD	NR	NR	NR
SURYAPET	6800	6800	6400
JADCHERLA	7100	NR	6500

Tur Arhar Wholesale Prices (Rs./Qtl.)			
Date	7-Oct-21	30-Sep-21	7-Sep-21
Centre	Tur/ Arhar Dal	Tur/ Arhar Dal	Tur/ Arhar Dal
NORTH ZONE			
CHANDIGARH	9950	9950	9950
DELHI	9150	9050	9000
HISAR	9500	9700	9500
KARNAL	NR	NR	NR
PANCHKULA	9500	9500	9500
GURGAON	8800	8800	8800
SHIMLA	10000	10000	9700
MANDI	10800	10650	10718
DHARAMSHALA	10500	10500	10300
SOLAN	10200	9900	9900
UNA	10200	10200	10200
SRINAGAR	10000	10500	NR
JAMMU	9800	10000	10000
POONCH	10250	10200	9850
AMRITSAR	9500	9500	9400
LUDHIANA	9400	9400	9300
BATHINDA	9300	9300	9600
LUCKNOW	9380	9380	9400
KANPUR	10200	10200	10000
VARANASI	9450	9400	9450
AGRA	9600	9600	9750
JHANSI	9350	9350	9300
MEERUT	9000	9000	9050
ALLAHABAD	9350	9300	NR
GORAKHPUR	8500	8500	8500

Tur Arhar Wholesale Prices (Rs./Qtl.)			
Date	7-Oct-21	30-Sep-21	7-Sep-21
Centre	Tur/ Arhar Dal	Tur/ Arhar Dal	Tur/ Arhar Dal
DEHRADUN	9900	9600	9200
HALDWANI	10000	9900	9900
RUDRAPUR	9700	9600	9600
HARIDWAR	9900	9800	10000
WEST ZONE			
RAIPUR	9500	10000	10500
DURG	8700	NR	8500
AMBIKAPUR	9650	9600	NR
BILASPUR	9300	9300	9100
JAGDALPUR	6700	6700	7200
PANAJI	9400	9800	NR
AHMEDABAD	9200	9200	9200
RAJKOT	9300	9600	9300
SURAT	9600	9600	9600
BHUJ	9000	9000	9200
BHOPAL	9183	9180	9180
INDORE	NR	9200	9380
GWALIOR	10000	10000	10000
JABALPUR	11800	11400	10800
REWA	9350	9350	9250
SAGAR	9520	9400	9250
JHABUA	10110	10110	9500
HOSHANGABAD	10100	9900	NR
SHAHNOL	9400	9400	NR
UJJAIN	9300	9300	9390
MUMBAI	9000	9000	9000
NAGPUR	9000	9000	9000
PUNE	9500	9500	NR
NASHIK	9200	9200	9000
JAIPUR	NR	9500	9400
JODHPUR	NR	NR	NR
KOTA	NR	9800	9000
UDAIPUR	NR	NR	9000
EAST ZONE			
PATNA	9100	9100	9200

Tur Arhar Wholesale Prices (Rs./Qtl.)			
Date	7-Oct-21	30-Sep-21	7-Sep-21
Centre	Tur/ Arhar Dal	Tur/ Arhar Dal	Tur/ Arhar Dal
BHAGALPUR	10100	NR	10400
PURNIA	9600	9600	9700
DARBHANGA	8800	8900	8600
GAYA	10500	10500	10000
MUZZAFARPUR	9350	9700	9200
RANCHI	NR	9500	9500
BHUBANESHWAR	9600	9800	9800
CUTTACK	9500	9500	9500
SAMBALPUR	9500	9500	9600
ROURKELA	9600	9600	9400
BERHAMPUR	NR	9200	NR
JEYPORE	9200	9200	9200
BALASORE	10400	10400	10400
BARIPADA	9400	NR	9500
BALANGIR	9300	9300	NR
KOLKATA	9600	9500	9600
SILIGURI	7395	7250	6650
PURULIA	9000	9300	9800
KHARAGPUR	NR	11200	9200
RAMPURHAT	10050	9950	9950
MALDA	11500	11500	11500
RAIGANJ	11000	11000	9600
NORTH EAST ZONE			
PORT BLAIR	10400	10400	10100
MAYABUNDER	10500	10800	NR
ITANAGAR	NR	NR	8600
GUWAHATI	9700	9500	9000
IMPHAL	NR	NR	NR
SHILLONG	7500	9000	9000
TURA	11000	11000	10500
JOWAI	9200	9200	9200
AIZAWL	NR	NR	NR
DIMAPUR	10700	10700	NR
GANGTOK	11500	11500	11500
AGARTALA	NR	10500	10500

Tur Arhar Wholesale Prices (Rs./Qtl.)			
Date	7-Oct-21	30-Sep-21	7-Sep-21
Centre	Tur/ Arhar Dal	Tur/ Arhar Dal	Tur/ Arhar Dal
SOUTH ZONE			
VIJAYWADA	9300	NR	NR
VISAKHAPATNAM	9200	9200	9000
KURNOOL	9000	2325	NR
TIRUPATHI	NR	NR	9700
BENGALURU	9600	10100	10400
DHARWAD	9200	9200	11100
MANGALORE	9600	9600	9800
MYSORE	10700	10700	NR
T.PURAM	9900	9900	9800
ERNAKULAM	10300	10300	10500
KOZHIKODE	10100	10100	10100
THRISSUR	9000	9000	8900
PALAKKAD	10000	10000	10500
WAYANAD	10200	10400	10400
PUDUCHERRY	10200	10200	9900
CHENNAI	9500	9300	9500
DINDIGUL	9950	9950	9950
THIRUCHIRAPALLI	10000	NR	10200
COIMBATORE	10000	10000	9600
TIRUNELVELI	10000	10000	9500
CUDDALORE	9500	9500	NR
DHARMAPURI	9600	9600	9600
VELLORE	10000	10000	10000
RAMANATHAPURAM	9600	9700	10000
HYDERABAD	9200	9200	NR
KARIMNAGAR	9300	9400	9500
WARANGAL	10300	10300	10200
ADILABAD	NR	NR	NR
SURYAPET	8500	8500	9300
JADCHERLA	10000	NR	10000

Urad Dal Wholesale Prices (Rs./Qtl.)			
Date	7-Oct-21	30-Sep-21	7-Sep-21
Centre	Urad Dal	Urad Dal	Urad Dal
NORTH ZONE			
CHANDIGARH	9850	9850	9850
DELHI	9800	9700	9700
HISAR	9200	8500	8500
KARNAL	NR	NR	NR
PANCHKULA	9000	9000	8500
GURGAON	8500	8500	8500
SHIMLA	9980	9980	9600
MANDI	9600	9500	9650
DHARAMSHALA	9700	9700	10300
SOLAN	10100	10100	9800
UNA	9500	9500	9500
SRINAGAR	10000	10500	NR
JAMMU	9700	9700	9700
POONCH	10400	10000	10000
AMRITSAR	8000	8000	8000
LUDHIANA	9000	9000	9200
BATHINDA	9000	9000	8800
LUCKNOW	10000	10000	9850
KANPUR	9700	9700	9700
VARANASI	9500	9580	9950
AGRA	9300	9300	9400
JHANSI	8350	8300	8000
MEERUT	9000	9000	9240
ALLAHABAD	9250	9250	NR
GORAKHPUR	8000	8000	8000
DEHRADUN	9800	9800	9500
HALDWANI	9900	9800	9800
RUDRAPUR	10000	9900	9900
HARIDWAR	10300	10200	10200
WEST ZONE			
RAIPUR	9800	10000	10000
DURG	9000	8700	9000
AMBIKAPUR	9550	9560	NR
BILASPUR	9000	9000	8400

Urad Dal Wholesale Prices (Rs./Qtl.)			
Date	7-Oct-21	30-Sep-21	7-Sep-21
Centre	Urad Dal	Urad Dal	Urad Dal
JAGDALPUR	8700	8700	8400
PANAJI	9500	9700	NR
AHMEDABAD	8900	8900	8900
RAJKOT	8565	8565	8470
SURAT	9500	9500	9500
BHUJ	9500	9600	9600
BHOPAL	9218	9215	9215
INDORE	NR	9290	9460
GWALIOR	8200	8200	8000
JABALPUR	8900	8700	8600
REWA	7300	7300	7200
SAGAR	9000	9025	9000
JHABUA	9420	9420	9400
HOSHANGABAD	8500	8900	NR
SHAHNOL	8300	8200	NR
UJJAIN	9400	9400	9470
MUMBAI	9000	9500	9500
NAGPUR	9600	9500	7600
PUNE	9900	9900	NR
NASHIK	9400	9400	9200
JAIPUR	NR	9800	9000
JODHPUR	NR	NR	NR
KOTA	NR	9800	9500
UDAIPUR	NR	NR	8500
EAST ZONE			
PATNA	9300	9100	9000
BHAGALPUR	9000	NR	9200
PURNIA	9400	9400	10000
DARBHANGA	10300	10300	10500
GAYA	11000	11000	11000
MUZZAFARPUR	9600	10600	10000
RANCHI	NR	8800	9000
BHUBANESHWAR	9800	9700	9600
CUTTACK	8800	8800	8800
SAMBALPUR	8600	8700	8800

Urad Dal Wholesale Prices (Rs./Qtl.)			
Date	7-Oct-21	30-Sep-21	7-Sep-21
Centre	Urad Dal	Urad Dal	Urad Dal
ROURKELA	8800	8800	8800
BERHAMPUR	NR	9700	NR
JEYPORE	9300	9300	9300
BALASORE	9000	9000	8900
BARIPADA	9000	NR	9200
BALANGIR	8900	8900	NR
KOLKATA	8800	8800	8500
SILIGURI	7890	7750	7465
PURULIA	9200	9200	10000
KHARAGPUR	NR	11300	9000
RAMPURHAT	10150	10250	10250
MALDA	9500	9500	9500
RAIGANJ	11800	11800	10700
NORTH EAST ZONE			
PORT BLAIR	10800	10800	10600
MAYABUNDER	13000	13000	NR
ITANAGAR	NR	10000	10000
GUWAHATI	9000	9200	9000
IMPHAL	NR	NR	NR
SHILLONG	9600	9800	9800
TURA	NR	NR	11000
JOWAI	9500	9500	9400
AIZAWL	NR	NR	NR
DIMAPUR	11200	11200	NR
GANGTOK	11500	11500	11500
AGARTALA	NR	9600	9600
SOUTH ZONE			
VIJAYWADA	10500	NR	NR
VISAKHAPATNAM	10900	10900	10700
KURNOOL	9500	4900	NR
TIRUPATHI	NR	NR	10300
BENGALURU	11000	11000	11200
DHARWAD	10700	10700	11600
MANGALORE	10400	10400	10200
MYSORE	10800	10800	NR

Urad Dal Wholesale Prices (Rs./Qtl.)			
Date	7-Oct-21	30-Sep-21	7-Sep-21
Centre	Urad Dal	Urad Dal	Urad Dal
T.PURAM	10800	10800	10800
ERNAKULAM	10800	10800	10500
KOZHIKODE	10800	10800	10800
THRISSUR	9000	9000	10000
PALAKKAD	9500	9500	9000
WAYANAD	10800	10800	10800
PUDUCHERRY	11200	11200	10700
CHENNAI	10200	10000	10200
DINDIGUL	11080	11080	10950
THIRUCHIRAPALLI	11800	NR	11200
COIMBATORE	11050	11200	10560
TIRUNELVELI	11200	11200	10800
CUDDALORE	11500	10500	9500
DHARMAPURI	11000	11000	10400
VELLORE	10600	10500	10300
RAMANATHAPURAM	11100	11400	11400
HYDERABAD	9900	9900	NR
KARIMNAGAR	10100	10100	10400
WARANGAL	10700	10800	10600
ADILABAD	NR	NR	NR
SURYAPET	9200	9200	NR
JADCHERLA	NR	NR	NR

Moong Dal Wholesale Prices (Rs./Qtl.)			
Date	7-Oct-21	30-Sep-21	7-Sep-21
Centre	Moong Dal	Moong Dal	Moong Dal
NORTH ZONE			
CHANDIGARH	9880	9880	9880
DELHI	8700	8300	8150
HISAR	8000	9000	9000
KARNAL	NR	NR	NR
PANCHKULA	9000	9000	9000
GURGAON	9200	9200	9200

Moong Dal Wholesale Prices (Rs./Qtl.)			
Date	7-Oct-21	30-Sep-21	7-Sep-21
Centre	Moong Dal	Moong Dal	Moong Dal
SHIMLA	9000	9000	9450
MANDI	8500	8500	8800
DHARAMSHALA	9700	9700	10300
SOLAN	8300	8300	8200
UNA	8000	8000	8500
SRINAGAR	9000	10000	NR
JAMMU	9000	8800	8800
POONCH	9850	9150	9600
AMRITSAR	8600	8600	8600
LUDHIANA	8400	8300	8400
BATHINDA	8600	8500	8700
LUCKNOW	9980	8970	8820
KANPUR	8500	8100	8100
VARANASI	9200	9250	9500
AGRA	9200	9300	9300
JHANSI	7500	7500	7350
MEERUT	9110	9110	9120
ALLAHABAD	9150	9200	NR
GORAKHPUR	9000	9000	9500
DEHRADUN	9900	9800	9900
HALDWANI	10100	10000	10000
RUDRAPUR	9600	9800	9800
HARIDWAR	10200	10100	10100
WEST ZONE			
RAIPUR	10000	10000	10000
DURG	8800	8600	8800
AMBIKAPUR	9000	9020	NR
BILASPUR	9800	9800	8400
JAGDALPUR	8500	8500	8500
PANAJI	9700	9650	NR
AHMEDABAD	8900	8900	8700
RAJKOT	8300	8565	8260
SURAT	8000	8000	8000
BHUJ	7800	7600	7600
BHOPAL	7258	7255	7250

Moong Dal Wholesale Prices (Rs./Qtl.)			
Date	7-Oct-21	30-Sep-21	7-Sep-21
Centre	Moong Dal	Moong Dal	Moong Dal
INDORE	NR	9300	9550
GWALIOR	8800	8800	8800
JABALPUR	8750	8600	8200
REWA	7300	7300	7400
SAGAR	6900	6800	6800
JHABUA	9610	9610	9300
HOSHANGABAD	8400	8400	NR
SHAHNOL	9400	9300	NR
UJJAIN	9500	9500	9560
MUMBAI	10000	9800	9400
NAGPUR	8900	9000	9400
PUNE	9000	9000	NR
NASHIK	8900	8900	8800
JAIPUR	NR	8700	8800
JODHPUR	NR	NR	NR
KOTA	NR	8700	8000
UDAIPUR	NR	NR	8400
EAST ZONE			
PATNA	8600	8500	8200
BHAGALPUR	8800	NR	8900
PURNIA	9200	9200	9200
DARBHANGA	9300	9300	9500
GAYA	9800	9800	9600
MUZZAFARPUR	9900	9900	9500
RANCHI	NR	8700	8800
BHUBANESHWAR	9500	9500	9500
CUTTACK	9000	9000	9000
SAMBALPUR	8700	8700	8600
ROURKELA	8600	8600	9000
BERHAMPUR	NR	9500	NR
JEYPORE	9000	9000	9000
BALASORE	9800	9800	9700
BARIPADA	8700	NR	9000
BALANGIR	8900	8900	NR
KOLKATA	8800	8800	9000

Moong Dal Wholesale Prices (Rs./Qtl.)			
Date	7-Oct-21	30-Sep-21	7-Sep-21
Centre	Moong Dal	Moong Dal	Moong Dal
SILIGURI	8590	8495	8390
PURULIA	8800	8800	8900
KHARAGPUR	NR	11500	9000
RAMPURHAT	11500	11050	11050
MALDA	10500	10500	10500
RAIGANJ	10500	10500	10100
NORTH EAST ZONE			
PORT BLAIR	9500	9400	9200
MAYABUNDER	11800	11800	NR
ITANAGAR	NR	10000	9800
GUWAHATI	9300	9100	9300
IMPHAL	NR	NR	NR
SHILLONG	9500	9200	9200
TURA	9600	9600	9500
JOWAI	10500	10500	10600
AIZAWL	NR	NR	NR
DIMAPUR	10200	10200	NR
GANGTOK	11000	11000	11000
AGARTALA	NR	9200	9100
SOUTH ZONE			
VIJAYWADA	9400	NR	NR
VISAKHAPATNAM	9000	9000	9000
KURNOOL	8500	4650	NR
TIRUPATHI	NR	NR	9300
BENGALURU	9000	8400	9200
DHARWAD	9000	9000	9550
MANGALORE	9000	9000	9200
MYSORE	8800	8800	NR
T.PURAM	9800	10100	10100
ERNAKULAM	9500	9500	9500
KOZHIKODE	9500	9500	9500
THRISSUR	9300	9300	9500
PALAKKAD	9000	9000	9300
WAYANAD	9500	9800	9800
PUDUCHERRY	9300	9300	8700

Moong Dal Wholesale Prices (Rs./Qtl.)			
Date	7-Oct-21	30-Sep-21	7-Sep-21
Centre	Moong Dal	Moong Dal	Moong Dal
CHENNAI	9000	9000	8700
DINDIGUL	9100	9100	9260
THIRUCHIRAPALLI	9200	NR	8900
COIMBATORE	9100	9100	9200
TIRUNELVELI	9500	9500	9100
CUDDALORE	9500	9500	9500
DHARMAPURI	8700	8700	8700
VELLORE	9100	9200	9500
RAMANATHAPURAM	8800	9000	9200
HYDERABAD	8800	8800	NR
KARIMNAGAR	9100	9100	9300
WARANGAL	9900	9400	9200
ADILABAD	NR	NR	NR
SURYAPET	8700	8700	9000
JADCHERLA	10000	NR	10000

Masoor Dal Wholesale Prices (Rs./Qtl.)			
Date	7-Oct-21	30-Sep-21	7-Sep-21
Centre	Masoor Dal	Masoor Dal	Masoor Dal
NORTH ZONE			
CHANDIGARH	8400	8400	8400
DELHI	8800	8500	7650
HISAR	9500	9500	9000
KARNAL	NR	NR	NR
PANCHKULA	8500	8500	8000
GURGAON	8250	8250	8200
SHIMLA	8900	8900	6800
MANDI	9800	9600	8950
DHARAMSHALA	8600	8600	8300
SOLAN	9000	8300	8100
UNA	9500	9500	8300
SRINAGAR	9000	9800	NR
JAMMU	9400	9500	9000

Masoor Dal Wholesale Prices (Rs./Qtl.)			
Date	7-Oct-21	30-Sep-21	7-Sep-21
Centre	Masoor Dal	Masoor Dal	Masoor Dal
POONCH	7850	7650	8650
AMRITSAR	8700	8700	8500
LUDHIANA	9000	9000	9000
BATHINDA	9000	8800	8900
LUCKNOW	8970	8920	8800
KANPUR	8800	8300	8300
VARANASI	8330	8300	8500
AGRA	8650	8600	8400
JHANSI	8000	8000	8000
MEERUT	8130	8130	8130
ALLAHABAD	6250	6200	NR
GORAKHPUR	8500	8500	8000
DEHRADUN	8000	8100	8000
HALDWANI	8000	8100	8000
RUDRAPUR	7900	8000	7900
HARIDWAR	8400	8400	8300
WEST ZONE			
RAIPUR	9000	9000	9000
DURG	8700	8000	8800
AMBIKAPUR	8700	8650	NR
BILASPUR	8600	8300	8300
JAGDALPUR	8700	8700	8400
PANAJI	9300	9300	NR
AHMEDABAD	7700	7700	7700
RAJKOT	8130	8130	8130
SURAT	7500	7500	7200
BHUJ	9000	9000	9000
BHOPAL	6868	6865	6860
INDORE	NR	6690	6760
GWALIOR	8200	8200	8000
JABALPUR	7800	7700	7600
REWA	6500	6500	6400
SAGAR	9050	9030	9000
JHABUA	9520	9520	9100
HOSHANGABAD	6400	6400	NR

Masoor Dal Wholesale Prices (Rs./Qtl.)			
Date	7-Oct-21	30-Sep-21	7-Sep-21
Centre	Masoor Dal	Masoor Dal	Masoor Dal
SHAHNOL	9200	9000	NR
UJJAIN	6700	6700	6770
MUMBAI	8700	8500	8000
NAGPUR	8500	8200	7600
PUNE	8000	9300	NR
NASHIK	8000	8000	7600
JAIPUR	NR	9000	9000
JODHPUR	NR	NR	NR
KOTA	NR	8800	6500
UDAIPUR	NR	NR	7400
EAST ZONE			
PATNA	8500	8500	8500
BHAGALPUR	8400	NR	8600
PURNIA	8800	8800	8500
DARBHANGA	8900	8800	8400
GAYA	8800	8800	8700
MUZAFFARPUR	9300	8900	8500
RANCHI	NR	8700	8800
BHUBANESHWAR	8900	8800	8500
CUTTACK	8500	8500	8500
SAMBALPUR	8600	8600	8500
ROURKELA	8700	8700	8200
BERHAMPUR	NR	8800	NR
JEYPORE	8500	8500	8500
BALASORE	8650	8650	8250
BARIPADA	8500	NR	8800
BALANGIR	8900	8900	NR
KOLKATA	8600	8600	8500
SILIGURI	7650	7580	7100
PURULIA	9200	9200	9000
KHARAGPUR	NR	10600	8600
RAMPURHAT	9500	9050	9050
MALDA	10000	10000	10000
RAIGANJ	10300	10300	10200
NORTH EAST ZONE			

Masoor Dal Wholesale Prices (Rs./Qtl.)			
Date	7-Oct-21	30-Sep-21	7-Sep-21
Centre	Masoor Dal	Masoor Dal	Masoor Dal
PORT BLAIR	10200	10200	9700
MAYABUNDER	9900	9900	NR
ITANAGAR	NR	9800	9800
GUWAHATI	9200	9400	9000
IMPHAL	NR	NR	NR
SHILLONG	9300	9300	9300
TURA	9300	9300	9300
JOWAI	9300	9300	9000
AIZAWL	NR	NR	NR
DIMAPUR	9500	9500	NR
GANGTOK	9500	9500	9500
AGARTALA	NR	9800	9500
SOUTH ZONE			
VIJAYWADA	9500	NR	NR
VISAKHAPATNAM	8600	8600	7800
KURNOOL	9200	NR	NR
TIRUPATHI	NR	NR	8200
BENGALURU	8800	8000	9200
DHARWAD	9200	9200	9600
MANGALORE	9400	9400	9000
MYSORE	8200	8200	NR
T.PURAM	9000	8900	8250
ERNAKULAM	9500	9200	9000
KOZHICODE	9300	8500	8500
THRISSUR	9000	9000	8000
PALAKKAD	8800	8800	8500
WAYANAD	9200	9200	9200
PUDUCHERRY	7900	NR	8200
CHENNAI	9100	9100	8800
DINDIGUL	8100	8100	7700
THIRUCHIRAPALLI	9300	NR	8200
COIMBATORE	8400	8400	8000
TIRUNELVELI	9100	8500	8500
CUDDALORE	NR	NR	7500
DHARMAPURI	8800	8800	8500

Masoor Dal Wholesale Prices (Rs./Qtl.)			
Date	7-Oct-21	30-Sep-21	7-Sep-21
Centre	Masoor Dal	Masoor Dal	Masoor Dal
VELLORE	9000	9400	8400
RAMANATHAPURAM	NR	NR	NR
HYDERABAD	NR	NR	NR
KARIMNAGAR	7250	7250	7200
WARANGAL	8800	7800	6200
ADILABAD	NR	NR	NR
SURYAPET	9000	9000	7800
JADCHERLA	6500	NR	6500

Disclaimer

The information and opinions contained in the document have been compiled from sources believed to be reliable. The company does not warrant its accuracy, completeness and correctness. Use of data and information contained in this report is at your own risk. This document is not, and should not be construed as, an offer to sell or solicitation to buy any commodities. This document may not be reproduced, distributed or published, in whole or in part, by any recipient hereof for any purpose without prior permission from the Company. IASL and its affiliates and/or their officers, directors and employees may have positions in any commodities mentioned in this document (or in any related investment) and may from time to time add to or dispose of any such commodities (or investment). Please see the detailed disclaimer at <http://www.agriwatch.com/Disclaimer.php> © 2021 Indian Agribusiness Systems Ltd.