

Content:**Highlights*****Domestic & International Market Updates******Pulses-Wise Scenario***

- 1. Chana (Chickpeas / Bengal Gram)***
- 2. Chana Technical Call (Weekly)***
- 3. Matar (Peas)***
- 4. Masoor (Lentils)***
- 5. Tur (Pigeon Peas / Red Gram)***
- 6. Urad (Black Matpe /Black Gram)***
- 7. Moong (Green Gram)***

Appendix

- ✓ *Weekly Planting progress*
- ✓ *Pulses MSP*

Commodity-wise Domestic, International Prices and Arrivals at Different Centers

Pulses Sector- Domestic Highlights:

Rabi pulses sowing is likely to increase from this week. Rabi sowing delayed by 10 days in major growing states due to excess moisture in the field and rains in the third-fourth week of Oct. The latest update for sowing is awaited. Despite delayed start the sowing area of Masur and Urad may increase by 5 to 10 % this year due to good prevailing prices at the time of sowing. Moong and Chana area may decrease as farmers intend increase Urad and Masur area this year.

Tur crop condition in Maharashtra and Karnataka is excellent so far while it is normal to good in U.P., A.P., Telangana & Gujarat. In other states too crop condition is normal. Recent heavy rains in Maharashtra may affect crop under flowering stages. Production prospects are good and the new crop may hit market in the fourth week of Nov. from Sholapur region, followed by Gulbarga region. As the harvesting/new arrivals are at hands, stockists too would start releasing old stock. With regular import and likely new arrivals may pressurize Tur cash market in coming weeks. After Diwali demand for dal normally decreases. So, Agriwatch see downward correction in the market. The prices Tur may come down below MSP in Dec under normal weather condition. The overall tone remains weak. Lemon Tur quotes in Myanmar decreased by \$60 to \$790 per MT during last 15 days. It may move down to \$750 by Dec end. In Gulbarga market prices have decreased to 6400, down by 200 in last 15 days. However, rains intensity in Maharashtra and other growing states needs to be monitored.

Despite the late start this year Chana sowing activities are likely to increase from this week. Farmers may reduce their Chana area as they have preferred to increase area Masur, Urad and Mustard in major growing states, including Madhya Pradesh, U.P. and Rajasthan. Area under Chana may decrease by 7 to 10 % this year due to low price at this point of time. Cash market is stable right now and demand for besan and Dal is likely to increase as the temperature is decreasing day by day. Import from Tanzania is limited and is being sold at 4850-4900 in Mumbai. Chana of Sudan origin is available at 4900. Millers in central & North India are buying based on their needs. As supply side is at comfortable level with ample stock (around 8.5 lakh MT) in the central pool, Agriwatch don't see any spike in Nov. Availability in global market is good with projected production in Australia at 9 lakh MT and Myanmar at 9-10 Lakh MT. Prices of Chana in domestic market is ruling near 4800-5200 and may move slightly up in expectation of good demand for besan in the winter season.

Sowing of Masur is running smoothly in Madhya Pradesh, Bihar and Uttar Pradesh while it has just started in West Bengal. Area is likely to increase by 10% in M.P. and Bihar while in U.P. area may increase by 5 %. The high price during sowing time is encouraging farmers to increase area under Masur this year. Prices have softened slightly at ports and also in Kanpur. It is being traded at 7350 at Mumbai & 7600 in Kanpur. Prices have decreased by 200 in last 15 days. Demand is normal right now. Quotes in the overseas market are steady and may decrease as the Australian crop is almost ready now and the competition for attracting buyers between Canada and Australia is likely to increase now. Indian importers are buying in small quantity sensing Australian crop soon. Apart from it there is ample stock (over 3.5 lakh MT) at Indian ports and is sufficient to take care of 2 months demand. Agriwatch expects 1.5 lakh MT import from Australia. In Feb end domestic crop would be available. So, prices would continue to move range bound. Improvement in prices might be seen if demand improves.

Sowing of Rabi Urad in South India is yet to pick up. High moisture level in the field and recent rains have slowed sowing activities. It may increase from the next week. Area under rabi Urad may increase by 5 to 7 % this year as prices are high and the import volume low. Demand of Urad and Urad dal is not picking up. So prices are decreasing

right now. Quotes in Myanmar have decreased to \$890 for FAQ & \$990 for SQ. Prices decreased by \$50-60 during last one week despite the low availability in Myanmar. New crop will be available in March while supply side would remain tight in domestic market. It would keep price well supported above MSP this year. FAQ Urad is being traded at 6750 in Mumbai market while in Chennai local crop is being traded at 6800. Prices may decrease by Rs 100 this week too as demand is poor. With improvement in demand prices may recover again by the end of this month.

Prices of Moong stayed steady in Jaipur market at 6800. Slight recovery might be seen as procurement is on and the govt may procure good quantity this year. As demand is low right now, prices are ruling below MSP in major markets where procurement is yet to start. Mills are not buying in bulk volume as demand for dal is weak. Supply side is at comfortable level and prices may continue to rule in the range of 6300-6900. Farmers would prefer to sell their produce to govt.'s agencies as it is ruling below MSP in various markets. Moong Chamki is being traded at 6800 in Jaipur market. Myanmar is offering Moong at \$930 to 1000 per MT, basis Indian ports. Steady to slightly weak trend may prevail in the cash Moong markets in coming weeks. Import flow is on and availability in Myanmar is higher. So any unexpected rise in the cash market is unlikely at this point of time. Rabi sowing is yet to pick up.

Global Market Updates:

The IGC is going to include Lentils, Chickpeas and Dry beans in the Council's definition of grains under Article 2(1) (e) of the grains Trade Convention. This means that now the IGC secretaria will expand its market information for Pulses. Actually, pulses trades are continuously increasing throughout the world and has expanded with good pace and reached at 16 to 17 million MT in last 5 years. Right now the IGC is providing updates on Pulses trade and production estimates in the Grain Market Report on a bimonthly basis. Apart from it S&D balances are published for major exporters for Pulses like Lentils, Dry Peas and Chickpeas. Now FoB prices matrix too would be included.

Global Lentils market continues to trade under pressure. Indian buying is limited while bumper crop in Australia has increased the pressure on Canadian Lentils. There is a gossip in the market that Indian importers had imported Lentils in May-June taking advantage of low duty and now they are selling it at cheaper price, asking prices for Canadian origin product. Pressure may continue as long as India remains out of the Canadian market. Lentils stock at Indian ports are said to be around 3.75 lakh MT. Apart from it local market has stock of 4 lakh MT. So, the available stock is sufficient to meet the requirement for four months. In March new local crop would be available. So, the urgency of buying at the higher cost has mitigated.

Lentils production in Canada is expected to decline by 37% to 1.8 MMT this year due to lower yield received in Western Canada due to drought like condition during flowering to maturity stages. Red Lentils production may decline to 1.3 MMT this year. The share of green Lentils may be 0.3 MMT out of total production. Despite lower production total supply would decrease by 28% due to higher carrying stock. However, export too would decrease by 18% to 1.9 MMT in 2021-22. Average price for the year may hover in the range of \$1050 per MT.

Lentils production in the US is expected to decline by 31% to 0.23 Mt in 2021-22. Despite higher area coverage production would decrease due to the low yield realization and higher abandonment. US may export 2 lakh MT Lentils in 2021-22. The major buyers are EU, Canada, India and Mexico.

Dry Peas production in Canada is expected to decline by 45% to 2.52 MMT in 2021-22 due to lower yield realized in the western Canada. The main growing states like Alberta and Saskatchewan. These two states would contribute 2.3 MMT. Canada had produced 4.59 MMT last year. Yield has decreased from 2.73 to 1.68 tonne per ha this year. As crop size is lower than last year by 45%, export are expected to decline to 2.3 MMT from 3.58 MMT last year. Total supply would decline from 4.91 to 3.09 MMT this year. It would drag prices up from \$340 to \$580 per Tonne. The projected price is the average for the year.

Field Pea market continued to trade firm due to rapid disappearance of peas from North American farms. If US growers are active to sell like Canadian farmers, supply would be tight in coming weeks. Though overall deliveries by Canadian growers so far this season is down from last year, the proportion remaining on farms that may be available to markets has dropped from 62% of total on-farm stocks at this time last year to around 49%. It may push price up.

As per the latest release by Australia Bureau of Statistics, Lentils export from Australia posted a smart gain in August-2021 to 119440 MT, up by 93% exported in July-2021. Australia had exported 61892 MT in July-2021. So far Australia has exported total 796,239 MT in the ongoing season against 604,690 MT last year till August-2020. India emerged as a top buyer in Aug, buying 61,415 MT, followed by Bangladesh at 24,271 MT and UAE at 22,758 MT. India may remain major buyers in Sep and Oct too.

Field Pea export from Canada increased in August-2021 to 114,798 MT, higher by 38% from July when 83,201 MT was exported. Canada had exported 127,488 MT in Aug-2021. China, US and Venezuela were major buyers in Aug-2021, importing 52,904, 27,468 & 7,411 MT respectively. Demand from China continues and US too would continue to import for feed industries.

The Agriculture Ministry Of Pakistan has estimated kharif Moong production 2021-22 at 2.53 lakh MT against the annual domestic demand of 1.75 to 1.80 lakh MT. Production forecast for Chickpeas and Lentils has been increased slightly.

Global Lentils market traded weak as exporters have now shifted their attention to sell and find markets for the newly harvested crop. According to Statistics Canada production has been pegged at 18.02 lakh MT against 28.68 lakh MT last year. Market sees this production no a little bit optimistic and may be revised down further by 1 lakh MT. Final survey report is yet to come. The federal yield estimate for Saskatchewan was 948 pounds per seeded acre, while the provincial agriculture department thinks they will be closer 817 pounds. If exporters start selling actively, prices may decline further. In the Indian market Lentils prices have decreased to 7300-7400 from 7500-7600.

According to ABARES (Australian Bureau of Agricultural and Resource Economics and Sciences), Chickpea production in Australia is estimated to be 8,44,000 tonnes in 2021-22 according to September update. Last year's production was 7,33,000 tonnes while June 2021-22 estimate was 7,33,000 tonnes. Lentil's production in Australia is projected to be 6,39,000 tonnes against last year's production of 6,34,000 tonnes while June 2021-22 estimate was 5,89,000 tonnes.

According to September update, US lentil Production is estimated to be 0.57 LMT in 2021 against 3.36 LMT in 2020 which is 83% reduction and US Chickpea production is projected at 0.77 LMT in 2021 against 1.97 LMT in 2020 which is 60% reduction. The production is less due to drought condition prevailing in US.

According to Agriculture and Agri Food Canada (AAFC) August report, the production of lentil is projected at 18.85 lakh tonnes for 2021-22. July production estimate was 27.50 lakh tonnes while last year's production was 28.68 lakh tonnes. Huge decline in lentil production due to weather and drought. The end stock for season 2021-22 is expected to be only 50,000 tonnes against 4 lakh tonnes last year. Market expects production of Canadian lentil not more than 15 lakh tonnes.

According Agriculture and Agri Food Canada (AAFC) August report, the production of Chickpea is projected at 0.87 lakh tonnes for 2021-22. July production estimate was 1.26 lakh tonnes while last year's production was 2.14 lakh tonnes. Decline in production is due to weather and drought.

In Manitoba grasshopper population thrive in some area due to hot and dry conditions. It is an additional threat to the pulses production along with heat wave condition. Due to prolonged record breaking heat this summer has deteriorated crop growing conditions in Alberta. Alberta and Saskatchewan government doubled low yield appraisal threshold for farmers who salvage cereal/pulse crop as feed. Saskatchewan, Alberta and Manitoba are major lentil growing states in Canada.

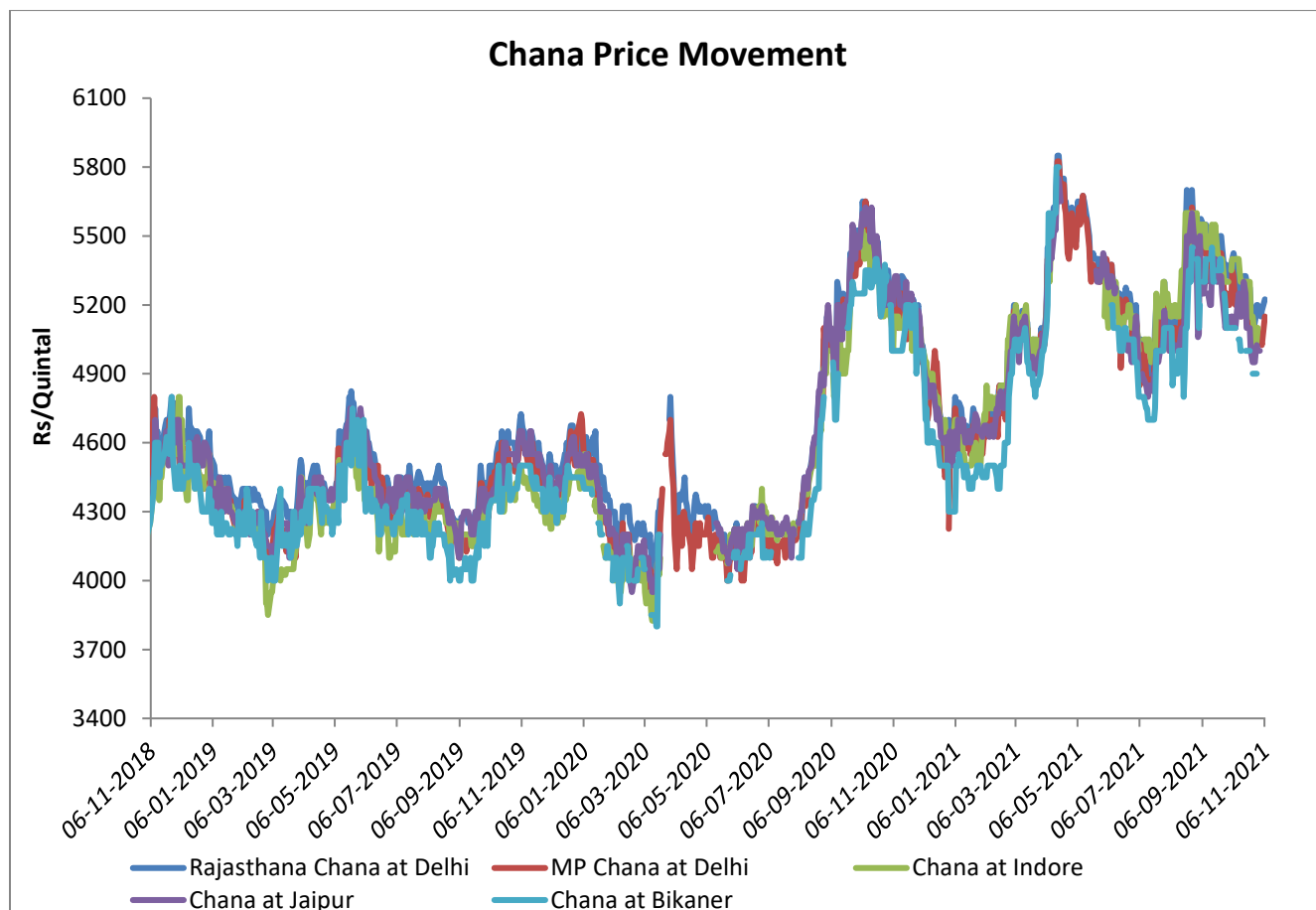
The heat damage to crops is broader in Manitoba, Saskatchewan, Alberta. As middle of Jul U.S. Department of Agriculture rated subsoil moisture in the state as 80% short to very short. Lentil production in Canada may decrease by 50% from normal 24-25 LMT to 12-13 LMT this year. In Saskatchewan lentil crop condition was 18% good, 40% fair and 42% poor till last week. Crop is in pod filling stage and facing extreme moisture loss. The current quotes for lentil are at \$750. It may move up to \$800-850.

Weekly Outlook: -Pulses are likely to trade steady to slightly firm in next week.

Pulses-Wise Scenario:
Chana
Current Scenario:

Chana cash market traded up by Rs 20 last week from Rs 4900 Rs.5250 to Rs.5170 in Delhi market. Market may stay steady at the current level or Chana cash market is likely to recover once again with the help of emerging demand for the dal and besan in Diwali. Sowing has started and farmers have covered 20.94 lakh ha so far against 20.47 lakh ha last year as on 05 Nov 2021. Area under Chana may decrease by 10% this year as farmers in Rajasthan, Madhya Pradesh and U.P. are shifting to Mustard from Chana this year due to higher prevailing prices of Mustard. Right now demand is weak and millers are buying as per their need only. Also new contract for Chana is suspended in futures market. Despite hope for recovery soon, Nafed have ample stock to control the price. Release by nafed is likely to continue till new crop comes in the market and it would cap any spike in the cash market. The overall tone seems steady to weak in the short term.

Import flow would remain restricted as duty plus cess is 60%. Import flow may continue from the least developed countries as they enjoy benefit of zero duty. As per private source, around 15,926 MT of Chana has been imported in August month. Following graph illustrates chana price movement in different markets:

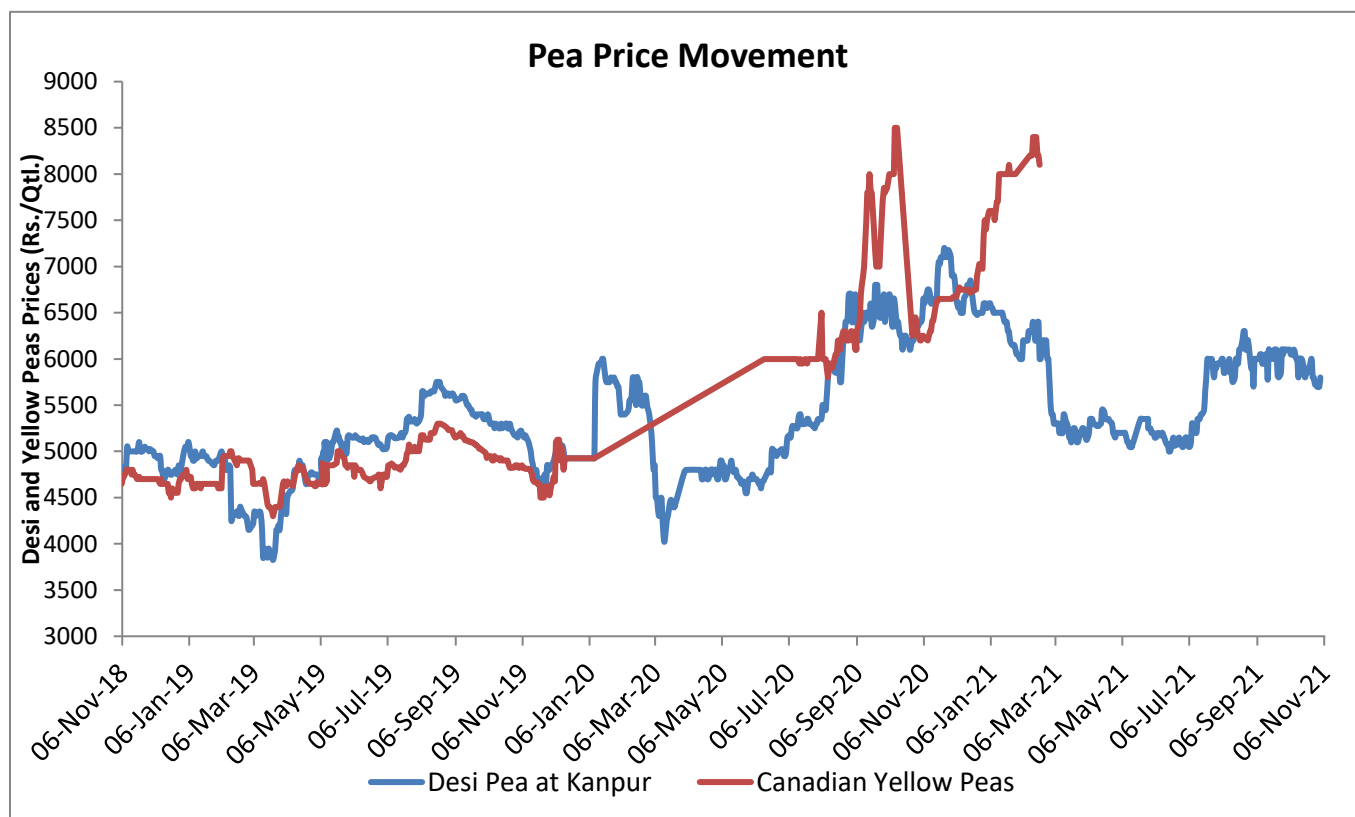


Peas (Matar):

Market Recap:

Peas prices have slipped by 0.69% to Rs. 5750 from Rs. 5890 under the week under review in Kanpur market. As import is not allowed, stock in the domestic market is depleting fast. Stocks are either with stockists or with traders. 100% of Harvesting has completed in Canada but import is not possible due to the import restrictive policy by India. In Canada production of Peas is expected to be 25.27 Lakh tonnes this year against last year's production of 45.94 lakh tonnes. Govt is not going to allow peas import in the near to medium term. Overall tone remains firm.

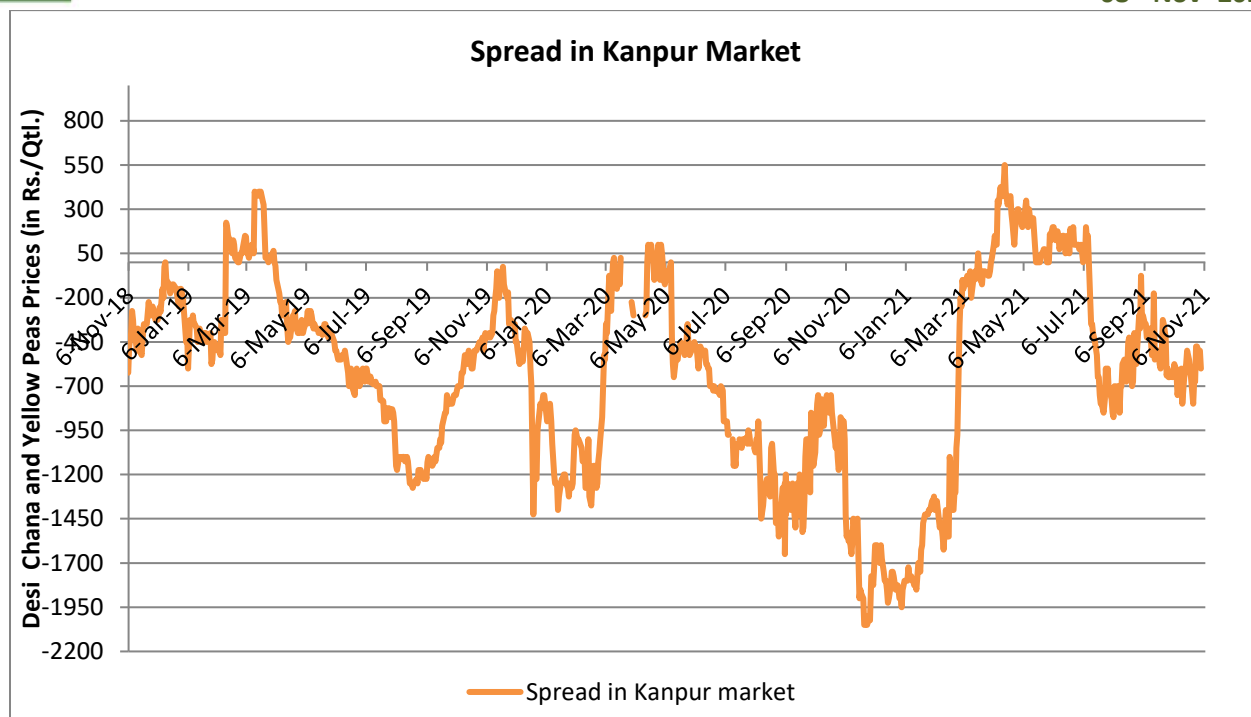
Following chart shows price movement in various markets:



Current Market Dynamics & Outlook: In Kanpur market peas was quoted at Rs 5700-580 per qtl last week. In Mumbai market, there was no quote for yellow peas as stock has been exhausted. There is no quotes for imported peas as availability is almost nil.

Spread With Chana:

Spread between Chana and Peas, at Kanpur market continued to remain in negative zone. Gap has been decreased by Rs 50 to Rs. 550 from previous Rs. 600. Spread is expected to remain in the negative zone in coming week too on relative movement in Chana prices. Overall outlook seems steady to slightly firm in the near term.



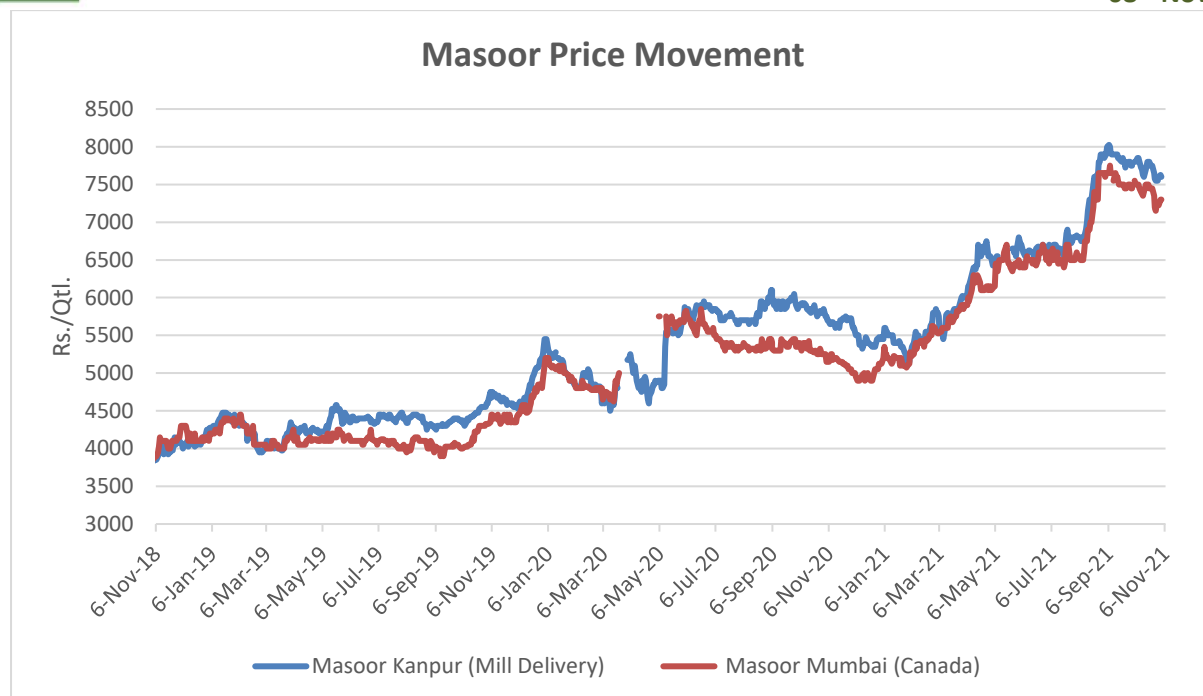
Lentils (Masoor):

Market Recap:

In Kanpur markets prices of Masur have slightly up by 0.4% from Rs 7580 to Rs 7610. Imported Masoor at Mumbai is available at Rs. 7,200-7,300/qtl. Harvesting of lentils have completed in Private traders are not interested to buy lentils at higher quotes offered by Canada. Around 3.75 lakh MT of Masoor is available at port currently and Australian crop is expected to be in Indian market in December so it will help in continuous availability. There is no deals from Black Sea Region as of now despite relaxation regarding phytosanitary issues for sixth months till Dec. Demand for masur dal got disrupted due to high prices prevailed earlier Sowing condition is favorable and prices are ruling higher, so, area may increase this year. Sowing of Masur is running smoothly in Madhya Pradesh, Bihar and Uttar Pradesh while it has just started in West Bengal and farmer's have covered 2.57 lakh ha against 2.53 lakh ha last year till 05 Nov 21. Area is likely to increase by 10% in M.P. and Bihar.

Current Scenario:

Prices are expected to remain weak in the coming week as demand for Masoor is low due to higher prices and availability of other pulses at cheaper rates. Govt may try to increase supply through contracting deals to supply pulses. The short term outlook seems steady to slightly weak.



Red colour shows the imported Masur price

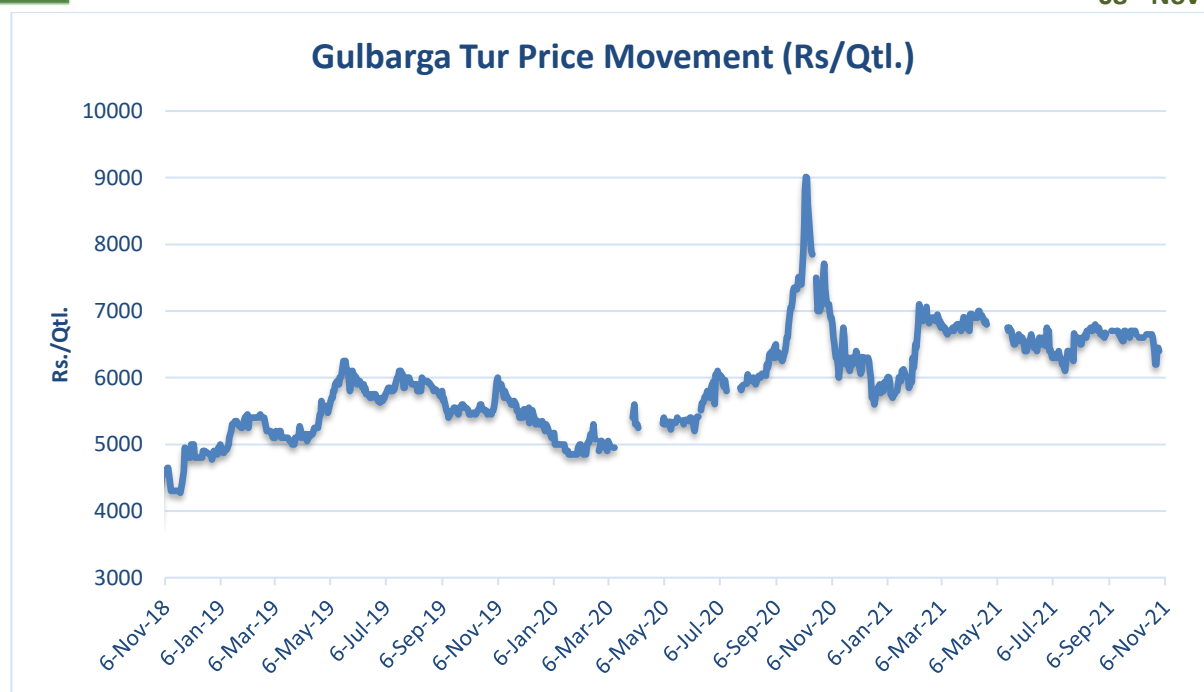
Market Outlook: Prices may trade steady to slightly weak.

Pigeon Pea (Tur/Toor):

Tur crop condition in Maharashtra and Karnataka is excellent so far while it is normal to good in Uttar Pradesh, Andhra Pradesh, Telangana and Gujarat. In other states too crop condition is good. Early arrivals are expected during second week of November from Bijapur (Karnataka) and adjoining Solapur (Maharashtra). Lemon Tur is being offered at Rs 5,950 – 6,000 per quintal in Mumbai market. As supply side is ample with incoming import and good crop condition so far would not allow a spike in the Tur market in coming weeks. Quality of Tur in South African countries except Sudan is not good this year. The medium term outlook seems weak as import would continue till Jan-2022. Prices may slip below MSP during peak arrival season, given the normal weather condition. Import will continue from Malawi and Mozambique. Tur prices in Gulbarga market are traded in the range of Rs. 6400-6450 per quintal.

Current Market Dynamics & Outlook:

Lemon Tur is available at Rs.5,950-6,000/qlt at Mumbai port. As per trade sources, India has imported 83,134 MT in Sep. So far India has imported total 2,45,134 MT from April to Sep-2021. Supply side is at comfortable level. So any spike in cash market is unlikely. Range bound movement is expected this week.



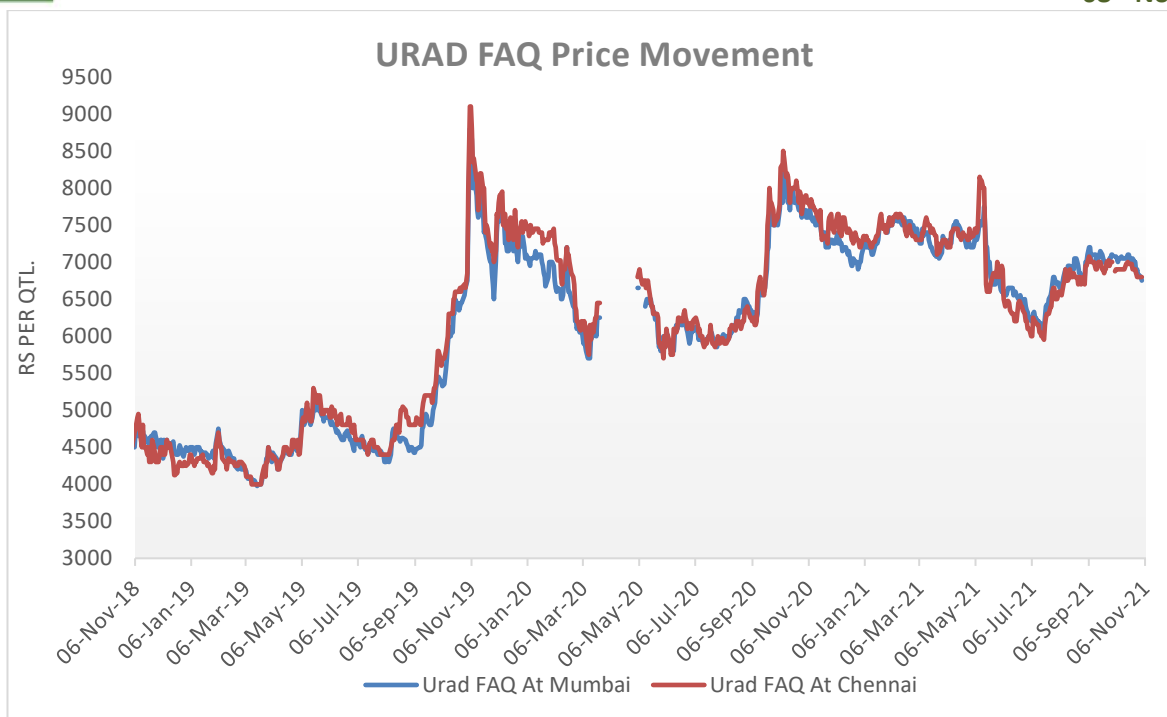
Black Matpe (Urad):

Sowing of Rabi Uradbean has started and so far 0.63 lakh ha has been sown against last year's acreage of 0.81 lakh ha till 05 Nov 21. Area under rabi Urad may increase by 5 to 7 % this year as prices are high and the import volume low. FAQ Urad is being traded at 6700 in Mumbai market while in Chennai local crop is being traded at 6850. Prices may decrease by Rs 100 this week as demand is poor. If demand improves then prices may recover by the end of this month. Myanmar is offering Urad FAQ at \$885 and SQ at \$990. India would import 2.5 lakh MT Urad from Myanmar as a MoU has been signed between the two govt for next five years starting from April-2021. It would ensure better supply side in the market.

Current Market Dynamics & Outlook:

Major Urad crop comes in kharif season. As availability in Myanmar too is low and so any big decline is not expected before the new crop hits the market. India imported around 2,79,377 MT urad in from April to Sep-2021. Import is free now, so when parity turns in favour of India, the volume of import may increase.

Market Outlook: Overall tone seems steady to slightly weak in the short term.

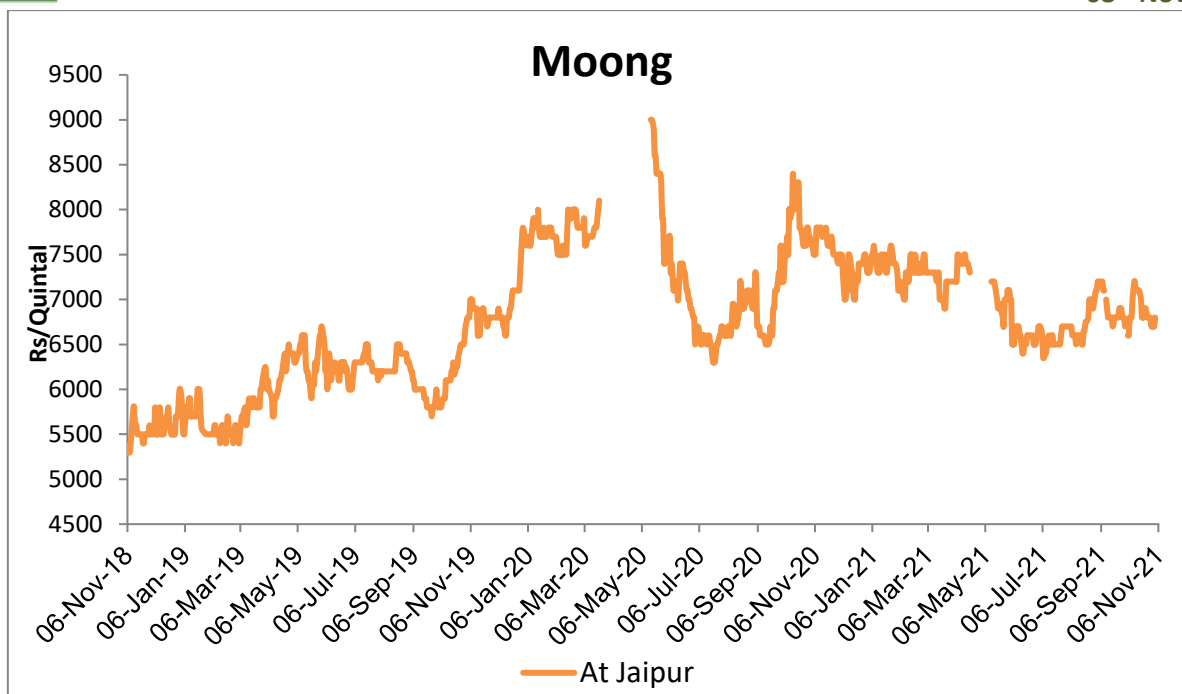


Green Gram (Moong):

Market Recap:

Slight increase in prices has been seen in the cash Moong market due to commencement of procurement. Kharif harvesting is over. Sowing of Rabi Moongbean has started and so far 0.077 lakh ha has been sown same as last year's level till 05 Nov 21. Moong traded in the range of Rs. 6700-6800 in Jaipur market. Import flow would continue due to Moong being in the free import list till Dec-2021. Imports may continue to land at Indian ports till January 2022 as per the extended time frame for import. Myanmar is offering Moong Anna Shewar at \$920 and Moong Pedi Shewar at \$900 and Pokako at \$1000 per MT.

Market Outlook - Any unexpected rise in the cash market is unlikely at this point of time. The short term outlook seems steady to slightly weak in Moong.


Rabi Sowing Progress as on 05 Nov 2021

Rabi Pulses Acreage as on 05 Nov 2021						
S. No.	Crop	Normal Area	% of Normal for whole season	Acreage (lakh ha)		% Change over 2020
				2021	2020	
1	Gram	95.66	21.89%	20.94	20.47	2.30%
2	Lentil	13.90	18.49%	2.57	2.53	1.58%
3	Field Pea	8.03	41.59%	3.34	2.38	40.34%
4	Kulthi	2.00	54.50%	1.09	1.65	-33.94%
5	Uradbean	9.07	6.95%	0.63	0.8	-21.25%
6	Moongbean	9.41	0.85%	0.08	0.08	0.00%
7	Lathyrus	3.62	17.13%	0.62	1.11	-44.14%
8	Other Pulses	4.44	13.74%	0.61	0.69	-11.59%
	Total	146.13	20.45%	29.88	29.71	0.57%

Gram Acreage as on 05 Nov 2021					
S. No.	State	5 yrs ave (2015-16 to 2019-20)	Acreage (lakh ha)		% Change over 2020
		Normal Area	2021	2020	
1	Madhya Pradesh	29.716	4.020	4.410	-8.84%
2	Maharashtra	18.218	0.881	0.396	122.47%
3	Rajasthan	16.244	8.429	7.571	11.33%
4	Karnataka	11.361	4.710	5.200	-9.42%

Gram Acreage as on 05 Nov 2021					
S. No.	State	5 yrs ave (2015-16 to 2019-20)	Acreage (lakh ha)		% Change over 2020
		Normal Area	2021	2020	
5	Uttar Pradesh	5.048	2.434	2.337	4.15%
6	Andhra Pradesh	4.650	0.251	0.330	-23.94%
7	Chhattisgarh	3.263	0.153	0.081	88.89%
8	Gujarat	2.300	—	—	—
9	Jharkhand	2.054	0.016	—	—
10	Telangana	1.006	—	—	—
11	Others	1.803	0.048	0.148	-67.57%
	Total	95.663	20.942	20.473	2.29%

Lentil Acreage as on 05 Nov 2021					
S. No.	State	5 yrs ave (2015-16 to 2019-20)	Acreage (lakh ha)		% Change over 2020
		Normal Area	2021	2020	
1	Madhya Pradesh	4.942	1.030	0.510	101.96%
2	Uttar Pradesh	4.494	1.458	1.933	-24.57%
3	Bihar	1.452	—	—	—
4	West Bengal	1.357	0.012	0.015	-20.00%
5	Jharkhand	0.532	0.009	—	—
6	Others	1.132	0.061	0.071	-14.08%
	Total	13.909	2.570	2.529	1.62%

Rabi Urad Acreage as on 05 Nov 2021					
S. No.	State	5 yrs ave (2015-16 to 2019-20)	Acreage (lakh ha)		% Change over 2020
		Normal Area	2021	2020	
1	Tamil Nadu	3.642	0.462	0.567	-18.52%
2	Andhra Pradesh	3.586	0.118	0.140	-15.71%
3	Assam	0.577	—	—	—
4	Uttar Pradesh	0.472	—	—	—
5	Madhya Pradesh	0.296	—	—	—
6	West Bengal	0.104	0.020	0.012	66.67%
7	Odisha	0.100	0.013	0.059	-77.97%
8	Others	0.297	0.020	0.027	-25.93%
	Total	9.074	0.633	0.805	-21.37%

Rabi Moong Acreage as on 05 Nov 2021					
S. No.	State	5 yrs ave (2015-16 to 2019-20)	Acreage (lakh ha)		% Change over 2020
		Normal Area	2021	2020	
1	Bihar	1.615	—	—	—
2	Odisha	1.595	0.007	0.009	-22.22%
3	Madhya Pradesh	1.532	—	—	—
4	Tamil Nadu	1.571	0.063	0.063	0.00%
5	Andhra Pradesh	1.160	0.003	—	—
6	West Bengal	0.527	—	—	—
7	Others	1.409	0.004	0.005	-20.00%
	Total	9.409	0.077	0.077	0.00%

Import policy & duty structure:

Commodity	Trade Policy		Tariff Schedule			
	Export	Import	Bound Duty	Proposed Cess in Budget-2021	Import Duty	Total Applied Duty with Cess
Peas (Matar)	Free	Restricted #	50%	40%	10%	50%
{HS Code 0713 10 00}					(w.e.f. 01st April, 2021)	
Bengal gram (Chana)	Free	Free	100%	50%	10%	60%
(HS Code 0713 2020)					(w.e.f. 1st April, 2021)	
Kabuli Chana	Free	Free	100%	30%	10%	40%
(HS code 0713 2010)					(w.e.f. 1st April, 2021)	
Moong	Free	Free	100%	Nil	0%	0%
{HS Code 0713 31 90}					(w.e.f. 15th May, 2021)	
Urad	Free	Free	100%	Nil	0%	0%
{HS Code 0713 31 10}					(w.e.f. 15th May, 2021)	
Lentil (Masur)	Free	Free	100%	10%	0%	10%
{HS Code 0713 40 00}					(w.e.f. 27 th July-2021)	
Pigeon pea (Tur/Arhar)	Free	Free	100%	Nil	10%	10%
{HS Code 0713 60 00}					(w.e.f. 15th May 2021)	
Other pulses	Free	Free	100%	Nil	0%	0%
{HS Code 071332, 33, 39, 50, 90}					(w.e.f. 08th June, 2006)	

Note: Cess on lentils import decreased from 20 to 10% and basic duty from 10 to 0 % from 27th July-2021 (Duty applicable on US lentils is increased from 20% to 30% w.e.f. 17th Sep 2021)

Moong,Urad & Tur import placed from restricted to free list from 15th May-2021(Import is free till 31st Oct-2021 for Moong and Import is free till 31st December 2021 for Tur and Urad)

Peas: 1.5 lakh MT(yellow ,green and Caspa)

Chana import is duty free from LDC (the Least Developed Countries)

Indian Pulses MSP

MSP (Rs/Quintal)	2011-12	2012-13	2013-14	2014-15	2015-16	2016-17	2017-18	2018-19	2019-20	2020-21	2021-22
Tur (Arhar)	3200*	3850	4300	4350	4625**	5050***	5450*	5675	5800	6000	6300
Moong	3500*	4400	4500	4600	4850**	5225***	5575*	6975	7050	7196	7275
Urad	3300*	4300	4300	4350	4625**	5000***	5400*	5600	5700	6000	6300
Gram	2800	3000	3100	3175	3425	4000	4400**	4620	4875	5100	5230
Lentil (Masur)	2800	2900	2950	3075	3325	3925	4250*** *	4475	4800	5100	5500
* For 2017-18 Tur (Arhar) 5250+ 200 Bonus, Moong 5375+ 200 bonus & Urad 5200 + 200 bonus											

*: Additional Bonus of Rs 500 per quintal for market arrivals within the first two months of harvesting

** : Additional Bonus of Rs 200 per quintal, ***: Additional Bonus of Rs 425 per quintal

Pulses Weekly Price

Pulses	State	Market	Pulses Variety/Origin (Rs in Qtl)	3-Nov-21	27-Oct-21	4-Oct-21	3-Nov-20
Chana	Delhi	Delhi	Chana (Australia)	5175	5125	5350	5300
Chana	Maharashtra	Mumbai	Chana (Australia)	Closed	NA	NA	5250
Chana	West Bengal	Kolkatta	Chana (Australia)	Closed	5400	5500	5350
Chana	Maharashtra	Mumbai	Chana (Australia) in \$/t	Closed	NA	NA	NA
Chana	Maharashtra	Mumbai	Chana (Tanzania) in \$/t	Closed	NA	NA	NA
Chana	Maharashtra	Mumbai	Kabuli Chana (Russia) in \$/t	Closed	880	910	NA
Chana	Delhi	Delhi	Chana Kantewala/Katawala (M.P. Origin)	5025	5000	5225	5175
Chana	Rajasthan	Ramganj	Chana (Both Desi and Kantewala)	Closed	4625	4700	4900
Chana	Madhya Pradesh	Indore	Chana kantewala/katawala	Closed	5100	5350	5150
Chana	Madhya Pradesh	Dewas	Chana Kantewala/Katawala	Closed	NR	NR	6100
Chana	Madhya Pradesh	Neemuch	Chana Kantewala/Katawala	Closed	4500	NA	4850
Chana	Madhya Pradesh	Rajgarh	Chana Kantewala/Katawala	Closed	NR	Closed	NR
Chana	Maharashtra	Nanded	Chana Kantewala/Katawala	Closed	5100	5400	4900
Chana	Maharashtra	Barshi	Chana Kantewala/Katawala	Closed	4400	4700	4700
Chana	Maharashtra	Mumbai	Chana (Ethiopia)	Closed	NA	NA	NA
Chana	Delhi	Delhi	Chana Rajasthan	5175	5125	5375	5250
Chana	Maharashtra	Mumbai	Chana (Tanzania)	Closed	4900	4900	5075
Chana	Maharashtra	Akola	Chana Annagiri	Closed	5100	5350	5100
Chana	Maharashtra	Latur	Chana Annagiri	Closed	5000	5100	5400

Pulses	State	Market	Pulses Variety/Origin (Rs in Qtl)	3-Nov-21	27-Oct-21	4-Oct-21	3-Nov-20
Chana	Maharashtra	Nagpur	Chana Annagiri	Closed	5100	5250	5000
Chana	Maharashtra	Nanded	Chana Annagiri	Closed	5300	5500	5000
Chana	Maharashtra	Udgir	Chana Annagiri	Closed	5000	Closed	5600
Chana	Karnataka	Gulbarga	Chana Annagiri	Closed	5000	5300	5300
Chana	Delhi	Delhi	Chana Besan	6400	6371	6600	6857
Chana	Maharashtra	Akola	Chana Chapa	Closed	5050	5300	5050
Chana	Maharashtra	Nagpur	Chana chapa	Closed	5050	5200	4900
Chana	Maharashtra	Barshi	Chana Chapa	Closed	4600	4900	4900
Chana	Madhya Pradesh	Gwalior	Chana Desi	Closed	4800	5150	5000
Chana	Madhya Pradesh	Harda	Chana Desi	Closed	NA	4900	NA
Chana	Madhya Pradesh	Ganjbasoda	Chana Desi	Closed	4700	5050	4600
Chana	Madhya Pradesh	Katni	Chana Desi	Closed	4850	5100	4700
Chana	Madhya Pradesh	Pipariya	Chana Desi	Closed	4850	5000	4900
Chana	Madhya Pradesh	Morena	Chana Desi	Closed	NA	NR	NA
Chana	Madhya Pradesh	Bina	Chana Desi	NA	Closed	NA	4900
Chana	Madhya Pradesh	Dabra	Chana Desi	Closed	4700	5200	Closed
Chana	Madhya Pradesh	Ashok Nagar	Chana Desi	Closed	4700	5000	Closed
Chana	Madhya Pradesh	Bhind	Chana Desi	Closed	4600	4600	4700
Chana	Maharashtra	Ahmednagar	Chana Desi	Closed	4900	5100	5000
Chana	Maharashtra	Barshi	Chana Desi	Closed	4400	4700	4700
Chana	Maharashtra	Nagpur	Chana Desi	Closed	4950	5100	4800
Chana	Maharashtra	Hinganghat	Chana Desi	Closed	4700	4900	5145
Chana	Rajasthan	Jaipur	Chana Desi	Closed	4950	5150	5225
Chana	Rajasthan	Sriganganagar	Chana Desi	Closed	4750	5000	4850
Chana	Rajasthan	Kekri	Chana Desi	Closed	4600	4800	4700
Chana	Rajasthan	Bundi	Chana Desi	Closed	4500	4800	4800
Chana	Rajasthan	Ajmer	Chana Desi	Closed	4675	NA	4800
Chana	Rajasthan	Alwar	Chana Desi	NA	NA	NA	NA
Chana	Andhra Pradesh	Vijaywada	Chana Desi	Closed	5500	5550	5000
Chana	Andhra Pradesh	Banaganapalli	Chana Desi	NA	NA	NA	NA

Pulses	State	Market	Pulses Variety/Origin (Rs in Qtl)	3-Nov-21	27-Oct-21	4-Oct-21	3-Nov-20
Chana	Uttar Pradesh	Jhansi	Chana Desi	NA	NA	NA	Closed
Chana	Uttar Pradesh	Kanpur	Chana Desi	Closed	5125	5450	5100
Chana	Gujarat	Dahod	Chana Desi	Closed	4900	5100	5100
Chana	Rajasthan	Bikaner	Chana	Closed	4900	5100	5200
Chana	Maharashtra	Jalgaon	Chana	Closed	4900	5100	5150
Chana	Maharashtra	Solapur	Chana	Closed	5400	5600	5600
Chana	Maharashtra	Amaravati	Chana	Closed	4800	4950	5300
Chana	Chhattisgarh	Raipur	Chana	Closed	4950	5400	5150
Chana	Karnataka	Sedam	Chana	NA	NA	NA	5600
Chana	Maharashtra	Jalna	Chana Gauran	Closed	4700	4900	4600
Chana	Maharashtra	Latur	Chana Gauran	Closed	4800	4900	5300
Chana	Madhya Pradesh	Ujjain	Chana Dollar	Closed	8300	8700	6300
Chana	Maharashtra	Jalna	Chana Pila	Closed	4800	5000	4800
Chana	Maharashtra	Latur	Chana G 12/Vijay	Closed	5150	5250	5500
Chana	Maharashtra	Udgir	Chana Vijay	Closed	4900	Closed	5500
Chana	Madhya Pradesh	Indore	Kabuli Chana 58-60 Export Quality	Closed	9200	9500	6300
Chana	Madhya Pradesh	Indore	Kabuli Chana 44-46 Mill Quality	Closed	9500	10000	6800
Chana	Maharashtra	Mumbai	Kabuli Chana (Russia)	Closed	4900	4900	5175
Chana	Madhya Pradesh	Indore	Raw Kabuli Chana Quality	Closed	9400	9900	NA
Chana	Madhya Pradesh	Dabra	Kabuli Chana	Closed	NA	NA	Closed
Chana	Maharashtra	Latur	Chana Mixed (Mill)	Closed	4800	4900	5300
Chana	Maharashtra	Akola	Chana Mixed	Closed	5000	5250	5000
Chana	Maharashtra	Ahmednagar	Chana Vishal	Closed	5100	5300	5200
Chana	Karnataka	Gulbarga	Chana Dall (Branded)	Closed	6400	6500	6800
Chana	Madhya Pradesh	Indore	Chana Dall (Average Quality)	Closed	6500	6700	6300
Chana	Delhi	Delhi	Chana Dall	5850	5775	6100	6000
Chana	Maharashtra	Jalgaon	Chana Dall	Closed	6200	6300	6200
Chana	Maharashtra	Latur	Chana Dall	Closed	6300	6400	6700
Chana	Madhya Pradesh	Gwalior	Chana Dall	Closed	5800	6200	6050
Chana	Rajasthan	Bikaner	Chana Dall	Closed	5800	6200	6200
Chana	Maharashtra	Nagpur	Chana Dall	Closed	NA	NA	NA
Chana	Madhya Pradesh	Dabra	Chana Dall	Closed	NA	NA	Closed
Chana	Karnataka	Gulbarga	Chana Dall	Closed	6300	6400	6700

Pulses	State	Market	Pulses Variety/Origin (Rs in Qtl)	3-Nov-21	27-Oct-21	4-Oct-21	3-Nov-20
Chana	Madhya Pradesh	Pipariya	Chana Dall	Closed	6600	6800	6800
Chana	Uttar Pradesh	Kanpur	Chana Dall	Closed	5800	6150	6000
Chana	Jharkhand	Jamshedpur	Chana Dall	NR	NR	NR	NR
Chana	Maharashtra	Akola	Chana Dall	Closed	6300	6600	6500
Chana	Maharashtra	Barshi	Chana Dall	Closed	6000	6200	7600
Chana	Madhya Pradesh	Bhind	Chana Dall	Closed	7600	7500	6800
Masur	Uttar Pradesh	Kanpur	Masur (Bareilly)	Closed	7650	7900	5850
Masur	Uttar Pradesh	Kanpur	Masur Mill Quality Kanpur	Closed	7550	7800	5750
Masur	Madhya Pradesh	Gwalior	Masur	Closed	7000	7050	5500
Masur	Madhya Pradesh	Vidisha	Masur	Closed	6600	6950	5350
Masur	Madhya Pradesh	Ganj Basoda	Masur	Closed	6700	7000	5300
Masur	Madhya Pradesh	Katni	Masur	Closed	7000	7000	5300
Masur	Uttar Pradesh	Jhansi	Masur	NA	NA	NA	Closed
Masur	Bihar	Patna	Masur	Closed	7300	7650	NR
Masur	Chhattisgarh	Raipur	Masur	Closed	7200	7450	5400
Masur	Madhya Pradesh	Ashok Nagar	Masur Desi	Closed	6800	6950	Closed
Masur	Madhya Pradesh	Pipariya	Masur Desi	Closed	6800	7000	5300
Masur	Madhya Pradesh	Neemuch	Masur Desi	Closed	6000	NA	5150
Masur	Madhya Pradesh	Indore	Masur Medium (barik)	Closed	6750	6950	5350
Masur	Madhya Pradesh	Dabra	Masur Medium	Closed	NA	NA	Closed
Masur	Madhya Pradesh	Rajgarh	Masur Medium	Closed	NR	Closed	NR
Masur	Jharkhand	Jamshedpur	Masur Dall Malka	NR	NR	NR	NR
Masur	Madhya Pradesh	Gwalior	Masur Dall Malka	Closed	8500	8500	6200
Masur	Madhya Pradesh	Indore	Masur Dall (Medium)	Closed	8700	8900	6300
Masur	Delhi	Delhi	Masur Dall Choti	8600	8600	8800	7000
Masur	Delhi	Delhi	Masur Badi /Malka dal	8500	8500	8700	6600
Masur	Delhi	Delhi	Masur Canadian	7375	7200	7550	5300
Masur	West Bengal	Kolkatta	Masur (Canada)	Closed	7250	7650	5250

Pulses	State	Market	Pulses Variety/Origin (Rs in Qtl)	3-Nov-21	27-Oct-21	4-Oct-21	3-Nov-20
Masur	Tamil Nadu	Chennai	Yellow Lentil (Canada Laird No.1)	Closed	NR	NR	10800
Masur	Tamil Nadu	Chennai	Yellow Lentil (Canada Laird No.2)	Closed	NR	NR	10400
Masur	Tamil Nadu	Chennai	Yellow Lentil (Canada Laird No.3)	Closed	NR	NR	10200
Masur	Madhya Pradesh	Indore	Masur Mota Masra	Closed	6800	7000	5400
Masur	Madhya Pradesh	Indore	Masur Chota (FAQ)	Closed	6775	6975	5375
Masur	Maharashtra	Mumbai	Masur (Canada)(Container)	Closed	7150	7550	5150
Masur	Maharashtra	Mumbai	Masur Vessel	Closed	NA	NA	5050
Masur	Delhi	Delhi	Masur (Kotaline)	7675	7475	7700	5725
Masur	Delhi	Delhi	Masur (Sikri Line)	7750	7500	7900	6550
Masur	Delhi	Delhi	Masur Chanti-Export Quality	9000	8700	9100	8100
Masur	Madhya Pradesh	Bina	Masur Kali	NA	Closed	NA	5450
Moong	Maharashtra	Mumbai	Moong Annaseva (Burma) in \$/t	Closed	930	900	NA
Moong	Maharashtra	Mumbai	Moong Pedishewa/Pedisheva/(Burma) in \$/t	Closed	1000	1000	NA
Moong	Maharashtra	Mumbai	Moong Pokako/Pakaku (Burma) in \$/t	Closed	1030	1000	NA
Moong	Maharashtra	Mumbai	Moong (Tanzania)	Closed	6300	6200	NA
Moong	Delhi	Delhi	Moong (Kanpur-U.P.)	NA	NA	NA	NA
Moong	Delhi	Delhi	Moong Desi (Merta City-Raj)	7000	7000	7000	7800
Moong	Delhi	Delhi	Moong (Mertacity Polish-Raj)	NA	NA	NA	NA
Moong	Karnataka	Gulbarga	Moong FAQ	Closed	6650	6400	7500
Moong	Uttar Pradesh	Kanpur	Moong (UP line)	Closed	6800	7000	Closed
Moong	Maharashtra	Akola	Moong	Closed	6800	6800	7300
Moong	Maharashtra	Barshi	Moong	Closed	5500	5500	6600
Moong	Maharashtra	Ahmednagar	Moong	Closed	7200	7300	8500
Moong	Madhya Pradesh	Harda	Moong	Closed	NA	7000	8200
Moong	Rajasthan	Kekri	Moong	Closed	6300	6000	7200
Moong	Maharashtra	Latur	Moong	Closed	6400	6800	7500
Moong	Madhya Pradesh	Dabra	Moong	Closed	NA	NA	Closed
Moong	Rajasthan	Sriganganagar	Moong	Closed	6560	6850	7000
Moong	Andhra Pradesh	Vijaywada	Moong	Closed	6500	6400	7800

Pulses	State	Market	Pulses Variety/Origin (Rs in Qtl)	3-Nov-21	27-Oct-21	4-Oct-21	3-Nov-20
Moong	Rajasthan	Ajmer	Moong Desi	Closed	6550	6600	7300
Moong	Uttar Pradesh	Hathras	Moong Desi	NA	NA	NA	NA
Moong	Madhya Pradesh	Pipariya	Moong Desi	Closed	6700	6800	7500
Moong	Maharashtra	Udgir	Moong Desi	Closed	7200	Closed	7500
Moong	Gujarat	Dahod	Moong (Chamki)	Closed	6500	6800	7000
Moong	Karnataka	Gulbarga	Moong (Chamki)	Closed	6800	6800	7800
Moong	Madhya Pradesh	Indore	Moong (Chamki)	Closed	6700	6800	7200
Moong	Maharashtra	Jalgaon	Moong (Chamki)	Closed	6800	6800	7800
Moong	Maharashtra	Jalna	Moong (Chamki)	Closed	6500	6750	6500
Moong	Rajasthan	Jaipur	Moong (Chamki)	Closed	6800	6600	7600
Moong	Rajasthan	Merta	Moong Chilka	Closed	7100	7000	7800
Moong	Rajasthan	Merta	Moong Mogar	Closed	6700	6500	7500
Moong	Rajasthan	Merta	Moong Polish	Closed	7100	7000	7800
Moong	Karnataka	Yadgir	Moong Polish	NA	6900	NA	8500
Moong	Karnataka	Gulbarga	Moong Dall Mogar (Colourful Branded)	Closed	NA	8500	9200
Moong	Rajasthan	Bikaner	Moong Dall Split (Average)	Closed	8500	8500	9800
Moong	Delhi	Delhi	Moong (Chilka Dal-Raj)	8500	8500	8500	9200
Moong	Delhi	Delhi	Moong Mogar Dall	9000	9000	9000	9200
Moong	Maharashtra	Akola	Moong Dall Mogar (bold)	Closed	9000	8800	10000
Moong	Madhya Pradesh	Indore	Moong Dall Mogar	Closed	8500	8700	9000
Moong	Jharkhand	Jamshedpur	Moong Dall Mogar	NR	NR	NR	NR
Moong	Jharkhand	Jamshedpur	Moong Dal Mogar (Sortex)	NR	NR	NR	NR
Moong	Maharashtra	Mumbai	Moong Kenya	Closed	NA	NA	NA
Moong	Maharashtra	Mumbai	Moong Pokako/Pakkaku	Closed	NA	NA	NA
Moong	Maharashtra	Jalna	Moong Gauran	Closed	6200	6300	6000
Moong	Karnataka	Sedam	Moong Green	NA	NA	NA	7000
Moong	West Bengal	Kolkatta	Moong Pedishewa/Pedisheva	Closed	NA	NA	NA
Moth	Rajasthan	Jaipur	Moth	Closed	7500	6900	6100
Moth	Rajasthan	Nokha	Moth	Closed	7600	7100	5800
Moth	Rajasthan	Bhilwara	Moth	NA	NA	NA	NA
Pea	Maharashtra	Mumbai	Peas White/Yellow (America)	Closed	NA	NA	6200
Pea	Maharashtra	Mumbai	Peas Green (America)	Closed	NA	NA	NA
Pea	Uttar Pradesh	Kanpur	Peas White (Canada)	Closed	5700	6000	6200
Pea	Maharashtra	Mumbai	Peas White/Yellow (Canada)	Closed	NA	NA	6200
Pea	West Bengal	Kolkatta	Peas Yellow/White (Canada)	Closed	7000	NA	NA

Pulses	State	Market	Pulses Variety/Origin (Rs in Qtl)	3-Nov-21	27-Oct-21	4-Oct-21	3-Nov-20
Pea	Maharashtra	Mumbai	Peas Green (Canada)	Closed	NA	NA	NA
Pea	West Bengal	Kolkatta	Peas Green (Canada)	Closed	NA	NA	NA
Pea	West Bengal	Kolkatta	Peas Yellow/White (Russia)	Closed	NA	NA	NA
Pea	Maharashtra	Mumbai	Peas Yellow (Russia)	Closed	NA	NA	NA
Pea	Uttar Pradesh	Kanpur	Peas Desi	Closed	5800	6100	6400
Pea	Madhya Pradesh	Gwalior	Peas White	Closed	NA	NA	NA
Pea	Madhya Pradesh	Harpalpur	Peas White	NR	NR	NR	6000
Pea	Uttar Pradesh	Jhansi	Peas White	NA	NA	NA	Closed
Pea	Madhya Pradesh	Dabra	Peas White	Closed	NA	NA	Closed
Pea	Delhi	Delhi	Peas Green	15000	11200	11500	12000
Pea	Madhya Pradesh	Dabra	Peas Green	Closed	4800	5200	Closed
Pea	Delhi	Delhi	Peas Yellow	8000	8000	8200	8200
Pea	Jharkhand	Jamshedpur	Peas Dall	NR	NR	NR	NR
Pea	Madhya Pradesh	Gwalior	Peas White Dall	Closed	NA	NA	NA
Tur	Maharashtra	Mumbai	Tur Lemon (Burma) in \$/t	Closed	795	830	NA
Tur	Tamil Nadu	Chennai	Tur Lemon (Burma) in \$/t	Closed	NA	NA	NA
Tur	Uttar Pradesh	Kanpur	Tur (MP)	Closed	6150	6450	6000
Tur	Uttar Pradesh	Kanpur	Tur (UP Line)	Closed	6250	6550	6100
Tur	Maharashtra	Nagpur	Tur (Mah.)	Closed	NA	6400	NA
Tur	Madhya Pradesh	Indore	Tur Mah. Origin	Closed	6400	6900	6500
Tur	Maharashtra	Jalna	Tur BDM	Closed	5800	6300	6000
Tur	Maharashtra	Hinganghat	Tur	Closed	6375	6525	6465
Tur	Maharashtra	Solapur	Tur	Closed	6400	6600	7000
Tur	Madhya Pradesh	Katni	Tur	Closed	5500	NA	5500
Tur	Madhya Pradesh	Bhind	Tur	Closed	4800	4700	4800
Tur	Madhya Pradesh	Dabra	Tur	Closed	NA	NA	Closed
Tur	Chhattisgarh	Raipur	Tur	Closed	6700	6850	6900
Tur	Telangana	Warangal	Tur Desi	NA	NA	NA	6400
Tur	Andhra Pradesh	Dhone	Tur Desi	NA	NA	NA	NA
Tur	Madhya Pradesh	Morena	Tur Desi	Closed	NA	NR	NA

Pulses	State	Market	Pulses Variety/Origin (Rs in Qtl)	3-Nov-21	27-Oct-21	4-Oct-21	3-Nov-20
Tur	Madhya Pradesh	Pipariya	Tur Desi	Closed	6100	6500	6200
Tur	Karnataka	Gulbarga	Tur Red FAQ	Closed	6200	6700	7000
Tur	Uttar Pradesh	Hathras	Tur Red Desi	NA	NA	NA	NA
Tur	Maharashtra	Jalna	Tur Red (Variety-Maruti)	Closed	NA	NA	NA
Tur	Karnataka	Sedam	Tur Red	NA	NA	NA	6500
Tur	Karnataka	Yadgir	Tur Red	NA	NA	NA	NA
Tur	Maharashtra	Latur	Tur Red	Closed	6100	6400	7000
Tur	Maharashtra	Udgir	Tur Red	Closed	6400	Closed	7000
Tur	Maharashtra	Akola	Tur Red	Closed	6500	6800	6500
Tur	Maharashtra	Amaravati	Tur Red	Closed	5900	6400	6500
Tur	Maharashtra	Ahmednagar	Tur Red	Closed	6200	6300	6300
Tur	Maharashtra	Barshi	Tur Red	Closed	5800	6300	5900
Tur	Gujarat	Dahod	Tur Red	Closed	5600	5900	5200
Tur	Karnataka	Yadgir	Tur White	NA	NA	NA	NA
Tur	Gujarat	Dahod	Tur White	Closed	5800	6200	5800
Tur	Maharashtra	Ahmednagar	Tur White	Closed	6300	6400	6400
Tur	Maharashtra	Barshi	Tur White	Closed	6000	6400	6400
Tur	Maharashtra	Jalgoan	Tur White Desi	Closed	5600	6150	6800
Tur	Maharashtra	Ahmednagar	Tur Black	Closed	6100	6200	6200
Tur	Maharashtra	Jalna	Tur Black	Closed	NA	NA	NA
Tur	Maharashtra	Barshi	Tur Black	Closed	5200	6000	5400
Tur	Maharashtra	Latur	Tur White	Closed	NA	NA	NA
Tur	Maharashtra	Jalna	Tur White	Closed	5700	6200	5800
Tur	Andhra Pradesh	Vijaywada	Tur Lemon	Closed	5900	6400	6100
Tur	Tamil Nadu	Chennai	Tur Lemon	Closed	6250	6300	6400
Tur	West Bengal	Kolkatta	Tur Lemon (Burma)	Closed	NA	NA	NA
Tur	Delhi	Delhi	Tur Lemon (Burma)	6400	6300	6600	6350
Tur	Maharashtra	Mumbai	Tur Lemon (Burma)	Closed	5950	6350	6300
Tur	Jharkhand	Jamshedpur	Tur Dall	NR	NR	NR	NR
Tur	Maharashtra	Jalgoan	Tur Dall	Closed	8700	9300	9400
Tur	Madhya Pradesh	Bhind	Tur Dall	Closed	10100	10000	12000
Tur	Madhya Pradesh	Pipariya	Tur Dall (Non-Sortex)	Closed	10000	10000	11000
Tur	Maharashtra	Akola	Tur Dall Sava no.	Closed	8600	8900	9200
Tur	Maharashtra	Barshi	Tur Dall Sava no.	Closed	8000	8400	8400
Tur	Karnataka	Gulbarga	Tur Sava No. Dall	Closed	8700	8900	9400
Tur	Maharashtra	Akola	Tur Dall Phatka	Closed	9000	9500	9800

Pulses	State	Market	Pulses Variety/Origin (Rs in Qtl)	3-Nov-21	27-Oct-21	4-Oct-21	3-Nov-20
Tur	Maharashtra	Barshi	Tur Dall Phatka	Closed	9000	9100	9500
Tur	Maharashtra	Latur	Tur Dall Phatka	Closed	9000	9300	10000
Tur	Madhya Pradesh	Indore	Tur Dall Phatka (General)	Closed	8700	8800	9600
Tur	Karnataka	Gulbarga	Tur Dall Pathka (Sortex)	Closed	10000	9950	10400
Tur	Karnataka	Gulbarga	Tur Dall Phatka (Non Sortex)	Closed	9550	9450	10150
Tur	Maharashtra	Latur	Tur Sava Dall	Closed	8600	9000	9300
Urad	Maharashtra	Mumbai	Urad FAQ (Burma) in \$/t	Closed	870	930	NA
Urad	Tamil Nadu	Chennai	Urad FAQ (Burma) in \$/t	Closed	NA	NA	NA
Urad	Tamil Nadu	Chennai	Urad SQ (Burma) in \$/t	Closed	NA	NA	NA
Urad	Maharashtra	Mumbai	Urad SQ (Burma) in \$/t	Closed	1000	1090	NA
Urad	West Bengal	Kolkatta	Urad FAQ (Burma)	Closed	6900	7100	7700
Urad	Maharashtra	Mumbai	Urad FAQ (Burma)	Closed	6850	7075	7600
Urad	Madhya Pradesh	Indore	Urad (Mah. origin)	Closed	6900	7200	7200
Urad	Madhya Pradesh	Indore	Urad	Closed	6900	7200	7200
Urad	Madhya Pradesh	Harpalpur	Urad	NR	NR	NR	6200
Urad	Madhya Pradesh	Ganjbasoda	Urad	Closed	6200	6500	6000
Urad	Rajasthan	Jaipur	Urad	Closed	7000	NA	7600
Urad	Rajasthan	Kekri	Urad	Closed	7000	7000	7200
Urad	Rajasthan	Bundi	Urad	Closed	6700	6450	7000
Urad	Maharashtra	Ahmednagar	Urad	Closed	7300	7300	7100
Urad	Maharashtra	Barshi	Urad	Closed	7000	7000	6900
Urad	Maharashtra	Jalna	Urad	Closed	6500	6800	6500
Urad	Maharashtra	Latur	Urad	Closed	7200	7200	7800
Urad	Uttar Pradesh	Jhansi	Urad	NA	NA	NA	Closed
Urad	Karnataka	Sedam	Urad	NA	NA	NA	7800
Urad	Gujarat	Dahod	Urad	Closed	7000	6800	6500
Urad	Madhya Pradesh	Ashok Nagar	Urad Desi	Closed	6000	6000	Closed
Urad	Madhya Pradesh	Neemuch	Urad Desi	Closed	7000	NA	7900
Urad	Madhya Pradesh	Pipariya	Urad Desi	Closed	NA	NA	NA
Urad	Rajasthan	Ramganj	Urad Desi	Closed	6650	6550	7000
Urad	Rajasthan	Bhilwara	Urad Desi	NA	NA	NA	NA
Urad	Maharashtra	Jalgoan	Urad Desi	Closed	6900	7000	7500
Urad	Maharashtra	Udgir	Urad Desi	Closed	7200	Closed	7500

Pulses	State	Market	Pulses Variety/Origin (Rs in Qtl)	3-Nov-21	27-Oct-21	4-Oct-21	3-Nov-20
Urad	Maharashtra	Akola	Urad Desi	Closed	7200	7200	7400
Urad	Uttar Pradesh	Kanpur	Urad Desi	Closed	6700	6900	7000
Urad	Telangana	Adilabad	Urad Desi	NA	NA	NA	NA
Urad	Telangana	Warangal	Urad Desi	NA	NA	NA	NA
Urad	Delhi	Delhi	Urad Desi	6800	6700	7000	7600
Urad	Karnataka	Gulbarga	Urad FAQ	Closed	7000	7000	7700
Urad	Delhi	Delhi	Urad FAQ	7000	6900	7200	7700
Urad	Tamil Nadu	Chennai	Urad FAQ (Chota Dana)	Closed	6850	6875	7900
Urad	Delhi	Delhi	Urad SQ	7700	7500	8250	9100
Urad	Tamil Nadu	Chennai	Urad SQ	Closed	7500	7800	8850
Urad	Andhra Pradesh	Vijaywada	Urad (Polish)	Closed	7800	7900	8700
Urad	Andhra Pradesh	Guntur	Urad (Polish)	NR	NR	NR	8350
Urad	Andhra Pradesh	Guntur	Urad (Unpolish)	NR	NR	NR	7950
Urad	Andhra Pradesh	Vijaywada	Urad Sada(Bada)	Closed	7600	7700	8500
Urad	Andhra Pradesh	Guntur	Urad Gota Branded	NR	NR	NR	11300
Urad	Madhya Pradesh	Dabra	Urad Kali	Closed	6000	NA	Closed
Urad	Madhya Pradesh	Dabra	Urad Lal	Closed	10000	NA	Closed
Urad	Madhya Pradesh	Dabra	Urad Rangoli	Closed	10000	NA	Closed
Urad	Madhya Pradesh	Bina	Urad (Black and Brown)	NA	Closed	NA	NA
Urad	Madhya Pradesh	Indore	Urad Dall Mogar (General-Average)	Closed	9800	10000	10500
Urad	Rajasthan	Bikaner	Urad Dall Split (Average)	Closed	9000	9400	10000
Urad	Jharkhand	Jamshedpur	Urad Dall Mogar	NR	NR	NR	NR
Urad	Karnataka	Gulbarga	Urad Dall Mogar (Local branded)	Closed	NA	9800	12000
Urad	Andhra Pradesh	Guntur	Urad Dall (Branded)	NR	NR	NR	11300

Pulses Weekly Arrivals

Pulses	State	Market	Pulses Weekly Arrivals	3-Nov-21	27-Oct-21	4-Oct-21	3-Nov-20
Chana	Delhi	Delhi	Chana Both(MP and Raj. Origin) in Motors/trucks	10	20	20	25

Pulses	State	Market	Pulses Weekly Arrivals	3-Nov-21	27-Oct-21	4-Oct-21	3-Nov-20
Chana	Rajasthan	Ramganj	Chana (Both Desi and kantewala) in Qtls.	Closed	100	37	500
Chana	Madhya Pradesh	Indore	Chana Kantewala/Katawala in Qtls.	Closed	1500	1200	1200
Chana	Madhya Pradesh	Dewas	Chana Kantewala/Katawala in Qtls.	Closed	NR	NR	500
Chana	Madhya Pradesh	Neemuch	Chana Kantewala/Katawala in Qtls.	Closed	2500	NA	900
Chana	Madhya Pradesh	Rajgarh	Chana Kantewala/Katawala in Qtls.	Closed	NR	Closed	NR
Chana	Madhya Pradesh	Dabra	Kabuli Chana in Qtls.	Closed	NA	NA	Closed
Chana	Madhya Pradesh	Bhind	Chana Desi in Qtls.	Closed	30	30	30
Chana	Madhya Pradesh	Bina	Chana Desi in Qtls.	NA	Closed	NA	800
Chana	Madhya Pradesh	Dabra	Chana Desi in Qtls.	Closed	NA	NA	Closed
Chana	Madhya Pradesh	Dabra	Chana Dall in Qtls.	Closed	NA	NA	Closed
Chana	Madhya Pradesh	Ganjbasoda	Chana Desi in Qtls.	Closed	2000	1000	2000
Chana	Madhya Pradesh	Gwalior	Chana Desi in Qtls.	Closed	NA	NA	NA
Chana	Madhya Pradesh	Harda	Chana Desi in Qtls.	Closed	NA	100	NA
Chana	Madhya Pradesh	Morena	Chana Desi in Qtls.	Closed	NA	NR	NA
Chana	Madhya Pradesh	Pipariya	Chana Desi in Qtls.	Closed	1700	1000	2000
Chana	Madhya Pradesh	AsokNagar	Chana Desi in Qtls.	Closed	2000	1000	Closed
Chana	Madhya Pradesh	Katni	Chana Desi in Qtls.	Closed	500	500	1500
Chana	Rajasthan	Bundi	Chana Desi in Qtls.	Closed	35	50	100
Chana	Rajasthan	Ajmer	Chana Desi in Qtls.	Closed	100	NA	200
Chana	Rajasthan	Alwar	Chana Desi in Qtls.	NA	NA	NA	NA
Chana	Rajasthan	Kekri	Chana Desi in Qtls.	Closed	500	200	500
Chana	Rajasthan	Sriganganagar	Chana Desi in Qtls.	Closed	170	200	100
Chana	Maharashtra	Amaravati	Chana Desi in Qtls.	Closed	800	1000	100
Chana	Maharashtra	Barshi	Chana Desi in Qtls.	Closed	200	200	200

Pulses	State	Market	Pulses Weekly Arrivals	3-Nov-21	27-Oct-21	4-Oct-21	3-Nov-20
Chana	Maharashtra	Jalgoan	Chana Desi in Qtls.	Closed	100	100	200
Chana	Uttar Pradesh	Jhansi	Chana Desi in Qtls.	NA	NA	NA	Closed
Chana	Andhra Pradesh	Vijaywada	Chana Desi in Qtls.	Closed	100	200	100
Chana	Maharashtra	Hinganghat	Chana Desi in Qtls.	Closed	600	200	125
Chana	Madhya Pradesh	Ujjain	Chana in Qtls.	Closed	150	200	500
Chana	Maharashtra	Amednagar	Chana in Qtls.	Closed	1000	900	600
Chana	Maharashtra	Akola	Chana in Qtls.	Closed	500	1000	100
Chana	Maharashtra	Nagpur	Chana in Qtls.	Closed	500	600	800
Chana	Karnataka	Sedam	Chana in Qtls.	NA	NA	NA	200
Chana	Chhattisgarh	Raipur	Chana in Qtls.	Closed	500	500	50
Chana	Maharashtra	Jalna	Chana Gauran in Qtls.	Closed	50	200	200
Chana	Maharashtra	Jalna	Chana Pila in Qtls.	Closed	50	100	100
Chana	Maharashtra	Latur	Chana Mixed (Mill) in Qtls.	Closed	1000	1000	100
Chana	Maharashtra	Nanded	Chana Annagri in Qtls.	Closed	500	1000	1000
Chana	Maharashtra	Solapur	Chana Annagiri in Qtls.	Closed	200	200	1000
Chana	Maharashtra	Udgir	Chana Annagiri in Qtls.	Closed	500	Closed	300
Chana	Karnataka	Gulbarga	Chana Annagiri in Qtls.	Closed	100	300	50
Masur	Uttar Pradesh	Jhansi	Masur in Qtls.	NA	NA	NA	Closed
Masur	Bihar	Patna	Masur in Qtls.	Closed	NA	NA	NR
Masur	Chhattisgarh	Raipur	Masur in Qtls.	Closed	600	500	50
Masur	Madhya Pradesh	Gwalior	Masur in Qtls.	Closed	NA	NA	NA
Masur	Madhya Pradesh	Bina	Masur Kali in Qtls.	NA	Closed	NA	300
Masur	Madhya Pradesh	Dabra	Masur Medium in Qtls.	Closed	NA	NA	Closed
Masur	Madhya Pradesh	Rajgarh	Masur Medium in Qtls.	Closed	NR	Closed	NR
Masur	Madhya Pradesh	Indore	Masur Medium (Barik) in Qtls.	Closed	700	500	600
Masur	Madhya Pradesh	AsokNagar	Masur Desi in Qtls.	Closed	150	200	Closed
Masur	Madhya Pradesh	Pipariya	Masur Desi in Qtls.	Closed	25	30	25
Masur	Madhya Pradesh	GanjBasoda	Masur Desi in Qtls.	Closed	800	200	500
Masur	Madhya Pradesh	Vidisha	Masur Desi in Qtls.	Closed	200	100	50
Masur	Madhya Pradesh	Katni	Masur Desi in Qtls.	Closed	100	100	40

Pulses	State	Market	Pulses Weekly Arrivals	3-Nov-21	27-Oct-21	4-Oct-21	3-Nov-20
Masur	Madhya Pradesh	Neemuch	Masur Desi in Qtls.	Closed	80	NA	40
Masur	Rajasthan	Bhilwara	Masur Desi in Qtls.	NA	NA	NA	NA
Moong	Rajasthan	Ajmer	Moong Desi in Qtls.	Closed	1000	100	500
Moong	Rajasthan	Merta City	Moong Desi in Qtls.	Closed	12000	10000	7000
Moong	Maharashtra	Udgir	Moong Desi in Qtls.	Closed	500	Closed	800
Moong	Madhya Pradesh	Pipariya	Moong Desi in Qtls.	Closed	5000	4000	5000
Moong	Uttar Pradesh	Hathras	Moong Desi in Qtls.	NA	NA	NA	NA
Moong	Rajasthan	Sriganganagar	Moong in Qtls.	Closed	1474	773	500
Moong	Rajasthan	Kekri	Moong in Qtls.	Closed	300	500	1200
Moong	Andhra Pradesh	Vijaywada	Moong in Qtls.	Closed	200	200	200
Moong	Maharashtra	Akola	Moong in Qtls.	Closed	200	100	200
Moong	Maharashtra	Barshi	Moong in Qtls.	Closed	700	700	300
Moong	Maharashtra	Latur	Moong in Qtls.	Closed	2000	2500	1000
Moong	Madhya Pradesh	Harda	Moong in Qtls.	Closed	NA	500	2000
Moong	Maharashtra	Jalgoan	Moong Chamki in Qtls.	Closed	50	100	100
Moong	Maharashtra	Jalna	Moong Chamki in Qtls.	Closed	50	300	200
Moong	Karnataka	Gulbarga	Moong Chamki in Qtls.	Closed	1500	2500	2000
Moong	Madhya Pradesh	Indore	Moong Chamki in Qtls.	Closed	700	500	500
Moong	Maharashtra	Amednagar	Moong (Polish) in Qtls.	Closed	400	300	300
Moong	Karnataka	Yadgir	Moong Polish in Qtls.	NA	1250	NA	2000
Moong	Maharashtra	Jalna	Moong Gauran in Qtls.	Closed	50	50	100
Moong	Karnataka	Sedam	Moong Green in Qtls.	NA	NA	NA	100
Moong	Karnataka	Gulbarga	Moong FAQ in Qtls.	Closed	400	1000	605
Moong	Uttar Pradesh	Kanpur	Moong (UP line) in Qtls.	Closed	80	100	Closed
Moth	Rajasthan	Nokha	Moth in Qtls.	Closed	2000	2000	4000
Peas	Madhya Pradesh	Dabra	Peas White in Qtls.	Closed	NA	NA	Closed
Peas	Madhya Pradesh	Harpalpur	Peas White in Qtls.	NR	NR	NR	50
Peas	Uttar Pradesh	Jhansi	Peas White in Qtls.	NA	NA	NA	Closed
Tur	Karnataka	Sedam	Tur Red in Qtls.	NA	NA	NA	400
Tur	Karnataka	Yadgir	Tur Red in Qtls.	NA	NA	NA	NA
Tur	Uttar Pradesh	Hathras	Tur Red in Qtls.	NA	NA	NA	NA
Tur	Maharashtra	Akola	Tur Red in Qtls.	Closed	1000	1000	200
Tur	Maharashtra	Amaravati	Tur Red in Qtls.	Closed	1000	1500	1500
Tur	Maharashtra	Latur	Tur Red in Qtls.	Closed	1000	2000	50
Tur	Maharashtra	Udgir	Tur Red in Qtls.	Closed	500	Closed	400

Pulses	State	Market	Pulses Weekly Arrivals	3-Nov-21	27-Oct-21	4-Oct-21	3-Nov-20
Tur	Karnataka	Yadgir	Tur White in Qtls.	NA	NA	NA	NA
Tur	Maharashtra	Jalgoan	Tur white in Qtls.	Closed	100	100	200
Tur	Maharashtra	Jalna	Tur White in Qtls.	Closed	50	100	100
Tur	Maharashtra	Latur	Tur White in Qtls.	Closed	NA	NA	NA
Tur	Maharashtra	Jalna	Tur BDM in Qtls.	Closed	20	50	50
Tur	Maharashtra	Jalna	Tur Red (Variety-Maruti) in Qtls.	Closed	NA	NA	NA
Tur	Madhya Pradesh	Indore	Tur Mah. Origin in Qtls.	Closed	600	500	500
Tur	Madhya Pradesh	Morena	Tur Desi in Qtls.	Closed	NA	NR	NA
Tur	Madhya Pradesh	Pipariya	Tur Desi in Qtls.	Closed	100	600	200
Tur	Madhya Pradesh	Katni	Tur Desi in Qtls.	Closed	40	NA	25
Tur	Madhya Pradesh	Bhind	Tur in Qtls.	Closed	50	50	50
Tur	Madhya Pradesh	Dabra	Tur in Qtls.	Closed	NA	NA	Closed
Tur	Maharashtra	Amednagar	Tur in Qtls.	Closed	500	300	400
Tur	Maharashtra	Barshi	Tur in Qtls.	Closed	300	300	300
Tur	Maharashtra	Solapur	Tur in Qtls.	Closed	300	500	1000
Tur	Maharashtra	Hinganghat	Tur in Qtls.	Closed	200	500	300
Tur	Chhattisgarh	Raipur	Tur in Qtls.	Closed	800	500	100
Urad	Madhya Pradesh	AsokNagar	Urad Desi in Qtls.	Closed	250	200	Closed
Urad	Madhya Pradesh	Neemuch	Urad Desi in Qtls.	Closed	350	NA	500
Urad	Maharashtra	Akola	Urad Desi in Qtls.	Closed	200	100	200
Urad	Maharashtra	Jalgoan	Urad Desi in Qtls.	Closed	50	100	100
Urad	Maharashtra	Udgir	Urad Desi in Qtls.	Closed	500	Closed	700
Urad	Rajasthan	Bhilwara	Urad Desi in Qtls.	NA	NA	NA	NA
Urad	Rajasthan	Ramganj	Urad Desi in Qtls.	Closed	200	64	1000
Urad	Madhya Pradesh	Bina	Urad in Qtls.	NA	Closed	NA	NA
Urad	Madhya Pradesh	Ganjbasoda	Urad in Qtls.	Closed	2000	500	150
Urad	Madhya Pradesh	Harpalpur	Urad in Qtls.	NR	NR	NR	100
Urad	Madhya Pradesh	Pipariya	Urad in Qtls.	Closed	NA	NA	NA
Urad	Rajasthan	Bundi	Urad in Qtls.	Closed	175	20	100
Urad	Rajasthan	Kekri	Urad in Qtls.	Closed	700	500	1000

Pulses	State	Market	Pulses Weekly Arrivals	3-Nov-21	27-Oct-21	4-Oct-21	3-Nov-20
Urad	Maharashtra	Amednagar	Urad in Qtls.	Closed	1500	1500	700
Urad	Maharashtra	Barshi	Urad in Qtls.	Closed	7000	7000	600
Urad	Maharashtra	Jalna	Urad in Qtls.	Closed	50	200	200
Urad	Maharashtra	Latur	Urad in Qtls.	Closed	3000	3000	2000
Urad	Uttar Pradesh	Jhansi	Urad in Qtls.	NA	NA	NA	Closed
Urad	Karnataka	Sedam	Urad in Qtls.	NA	NA	NA	200
Urad	Madhya Pradesh	Dabra	Urad Kali in Qtls.	Closed	1200	NA	Closed
Urad	Madhya Pradesh	Dabra	Urad Lal in Qtls.	Closed	2000	NA	Closed
Urad	Madhya Pradesh	Dabra	Urad Rangoli in Qtls.	Closed	500	NA	Closed
Urad	Madhya Pradesh	Indore	Urad (Mah. origin) in Qtls.	Closed	800	500	500
Urad	Karnataka	Gulbarga	Urad FAQ in Qtls.	Closed	1200	1500	1500
Urad	Andhra Pradesh	Vijaywada	Urad (Polis) in Qtls.	Closed	600	800	700

Gram Dal Wholesale Prices (Rs./Qtl.)			
Date	3-Nov-21	28-Oct-21	4-Oct-21
Centre	Gram Dal	Gram Dal	Gram Dal
NORTH ZONE			
CHANDIGARH	NR	6500	6500
DELHI	6100	6050	6100
HISAR	6500	6500	7000
KARNAL	NR	NR	NR
PANCHKULA	6500	6500	6500
GURGAON	5850	5850	NR
SHIMLA	6850	6850	6850
MANDI	6700	6950	6500
DHARAMSHALA	6800	6800	6800
SOLAN	6500	6500	6500
UNA	6300	6300	6600
SRINAGAR	7200	7200	NR
JAMMU	6500	6600	6700
POONCH	7600	8200	7650
AMRITSAR	6100	6100	6100
LUDHIANA	6300	6300	6200

Gram Dal Wholesale Prices (Rs./Qtl.)			
Date	3-Nov-21	28-Oct-21	4-Oct-21
Centre	Gram Dal	Gram Dal	Gram Dal
BATHINDA	5900	5800	6200
LUCKNOW	6720	6710	6580
KANPUR	6300	6300	6500
VARANASI	6700	6800	6800
AGRA	6570	6570	6500
JHANSI	6380	6350	6000
MEERUT	NR	7200	7000
ALLAHABAD	6500	6300	6300
GORAKHPUR	6000	6200	6200
DEHRADUN	NR	7100	7000
HALDWANI	NR	7400	7400
RUDRAPUR	NR	7100	7100
HARIDWAR	NR	7550	7500
WEST ZONE			
RAIPUR	NR	7000	NR
DURG	6800	6600	6700
AMBIKAPUR	NR	8850	7100
BILASPUR	NR	6500	7200
JAGDALPUR	6500	6600	6600
PANAJI	7100	7100	7200
AHMEDABAD	6900	6300	6300
RAJKOT	6630	6440	6530
SURAT	6500	6500	6500
BHUJ	6400	6400	6600
BHOPAL	6096	6096	6090
INDORE	6110	6180	6450
GWALIOR	6300	6700	6800
JABALPUR	9500	NR	8700
REWA	5500	5500	5500
SAGAR	6150	6250	6200
JHABUA	7050	7050	7420
HOSHANGABAD	6500	NR	7100
SHAHNOL	7200	7200	7200
UJJAIN	6190	6200	6580
MUMBAI	6500	6500	6500

Gram Dal Wholesale Prices (Rs./Qtl.)			
Date	3-Nov-21	28-Oct-21	4-Oct-21
Centre	Gram Dal	Gram Dal	Gram Dal
NAGPUR	7100	7100	6900
PUNE	6400	6800	6800
NASHIK	6700	6600	6500
JAIPUR	6300	6400	6600
JODHPUR	NR	NR	6000
KOTA	NR	7200	7300
UDAIPUR	6650	6650	6650
EAST ZONE			
PATNA	6600	6600	6500
BHAGALPUR	7000	7000	7300
PURNIA	6200	6300	6300
DARBHANGA	6600	6600	6600
GAYA	7100	7100	7100
MUZZAFARPUR	6350	6350	6600
RANCHI	6800	6800	6700
BHUBANESHWAR	6700	6700	6800
CUTTACK	6600	6600	6600
SAMBALPUR	6400	6400	6600
ROURKELA	6500	6600	6600
BERHAMPUR	7000	7000	6500
JEYPORE	6700	6700	6700
BALASORE	6900	6800	NR
BARIPADA	6600	6600	6400
BALANGIR	NR	NR	NR
KOLKATA	6500	6400	6600
SILIGURI	NR	8290	8170
PURULIA	7400	7400	6800
KHARAGPUR	6700	NR	7200
RAMPURHAT	7050	7050	7050
MALDA	7800	7800	7800
RAIGANJ	7300	7300	7300
NORTH EAST ZONE			
PORT BLAIR	NR	7800	8000
MAYABUNDER	NR	8600	8600
ITANAGAR	7800	7200	7800

Gram Dal Wholesale Prices (Rs./Qtl.)			
Date	3-Nov-21	28-Oct-21	4-Oct-21
Centre	Gram Dal	Gram Dal	Gram Dal
GUWAHATI	6300	6800	6800
IMPHAL	NR	NR	NR
SHILLONG	7200	7200	7200
TURA	7600	7600	7600
JOWAI	7200	6500	6500
AIZAWL	NR	NR	NR
DIMAPUR	7200	NR	NR
GANGTOK	8000	8000	NR
AGARTALA	NR	6800	6800
SOUTH ZONE			
VIJAYWADA	6650	6650	6725
VISAKHAPATNAM	6800	6800	6800
KURNOOL	6500	6500	6600
TIRUPATHI	6600	6600	6600
BENGALURU	6700	6700	6500
DHARWAD	NR	6750	6750
MANGALORE	7000	7000	7000
MYSORE	7200	NR	7100
T.PURAM	7100	7100	7100
ERNAKULAM	7500	7500	7500
KOZHIKODE	7000	7000	7000
THRISSUR	6900	7300	7300
PALAKKAD	7200	7200	7200
WAYANAD	7200	7200	7200
PUDUCHERRY	NR	6900	6900
CHENNAI	6900	NR	6700
DINDIGUL	7100	6950	6950
THIRUCHIRAPALLI	6900	7000	NR
COIMBATORE	7400	7400	7050
TIRUNELVELI	7500	7500	7200
CUDDALORE	7200	7200	6800
DHARMAPURI	6700	6700	6800
VELLORE	7300	7500	NR
RAMANATHAPURAM	7000	7000	7300
HYDERABAD	6400	6400	6400

Gram Dal Wholesale Prices (Rs./Qtl.)			
Date	3-Nov-21	28-Oct-21	4-Oct-21
Centre	Gram Dal	Gram Dal	Gram Dal
KARIMNAGAR	6200	6050	6050
WARANGAL	NR	NR	7200
ADILABAD	NR	NR	NR
SURYAPET	6700	NR	6800
JADCHERLA	7200	7200	NR

Tur Arhar Wholesale Prices (Rs./Qtl.)			
Date	3-Nov-21	28-Oct-21	4-Oct-21
Centre	Tur/ Arhar Dal	Tur/ Arhar Dal	Tur/ Arhar Dal
NORTH ZONE			
CHANDIGARH	NR	9950	9950
DELHI	9100	9100	9050
HISAR	9500	9500	9700
KARNAL	NR	NR	NR
PANCHKULA	10000	10000	9500
GURGAON	8800	8800	NR
SHIMLA	10200	10200	10000
MANDI	10360	10450	10650
DHARAMSHALA	10500	10500	10500
SOLAN	10200	10200	9900
UNA	9800	9800	10200
SRINAGAR	9900	10500	NR
JAMMU	9500	9700	9800
POONCH	10200	10250	10250
AMRITSAR	9000	9000	9500
LUDHIANA	9000	9200	9400
BATHINDA	9100	9100	9300
LUCKNOW	8990	9100	9380
KANPUR	9900	9900	10200
VARANASI	9200	9400	9450
AGRA	9680	9670	9600
JHANSI	9350	9350	9350
MEERUT	NR	9500	9000

Tur Arhar Wholesale Prices (Rs./Qtl.)			
Date	3-Nov-21	28-Oct-21	4-Oct-21
Centre	Tur/ Arhar Dal	Tur/ Arhar Dal	Tur/ Arhar Dal
ALLAHABAD	9350	9350	9300
GORAKHPUR	8500	8500	8500
DEHRADUN	NR	9800	9900
HALDWANI	NR	10000	10000
RUDRAPUR	NR	9800	9700
HARIDWAR	NR	9900	9900
WEST ZONE			
RAIPUR	NR	NR	NR
DURG	8800	9000	8700
AMBIKAPUR	NR	10250	9600
BILASPUR	NR	9200	9300
JAGDALPUR	NR	5700	6700
PANAJI	9350	9350	9400
AHMEDABAD	9200	9200	9200
RAJKOT	10000	10200	9300
SURAT	9600	9600	9600
BHUJ	8500	9000	9000
BHOPAL	9185	9185	9180
INDORE	9290	9240	9180
GWALIOR	9400	9700	10000
JABALPUR	12300	NR	11600
REWA	9350	9350	9350
SAGAR	9250	9525	9410
JHABUA	10000	10000	10110
HOSHANGABAD	10200	NR	9900
SHAHNOL	9400	9300	9300
UJJAIN	9200	9250	9300
MUMBAI	9000	9000	9000
NAGPUR	9000	9000	9000
PUNE	9300	9300	9500
NASHIK	9300	9250	9200
JAIPUR	9500	9400	9500
JODHPUR	NR	NR	9000
KOTA	NR	9800	9800
UDAIPUR	9000	9000	9000

Tur Arhar Wholesale Prices (Rs./Qtl.)			
Date	3-Nov-21	28-Oct-21	4-Oct-21
Centre	Tur/ Arhar Dal	Tur/ Arhar Dal	Tur/ Arhar Dal
EAST ZONE			
PATNA	9000	9000	9100
BHAGALPUR	10200	10200	10200
PURNIA	9300	9500	9600
DARBHANGA	9300	9300	8900
GAYA	10500	10500	10500
MUZZAFARPUR	9100	9100	9700
RANCHI	9500	9500	9500
BHUBANESHWAR	9600	9600	9700
CUTTACK	9500	9500	9500
SAMBALPUR	9500	9500	9500
ROURKELA	9100	9500	9600
BERHAMPUR	9500	9500	9200
JEYPORE	9200	9200	9200
BALASORE	10500	10300	NR
BARIPADA	9000	9200	9400
BALANGIR	NR	NR	NR
KOLKATA	9200	9400	9500
SILIGURI	NR	7495	7350
PURULIA	9400	9400	9300
KHARAGPUR	9000	NR	11200
RAMPURHAT	10050	10050	10050
MALDA	11500	11500	11500
RAIGANJ	11000	11000	11000
NORTH EAST ZONE			
PORT BLAIR	NR	10400	10400
MAYABUNDER	NR	10500	10800
ITANAGAR	8400	8400	8600
GUWAHATI	9900	10000	9600
IMPHAL	NR	NR	NR
SHILLONG	7500	7500	7500
TURA	11000	11000	11000
JOWAI	9200	9200	9200
AIZAWL	NR	NR	NR
DIMAPUR	10600	NR	NR

Tur Arhar Wholesale Prices (Rs./Qtl.)			
Date	3-Nov-21	28-Oct-21	4-Oct-21
Centre	Tur/ Arhar Dal	Tur/ Arhar Dal	Tur/ Arhar Dal
GANGTOK	11000	11000	NR
AGARTALA	NR	10500	10500
SOUTH ZONE			
VIJAYWADA	8700	8700	9300
VISAKHAPATNAM	9000	9000	9200
KURNOOL	9200	9200	9000
TIRUPATHI	9300	9300	9300
BENGALURU	9500	9500	9600
DHARWAD	NR	9200	9200
MANGALORE	9600	9600	9600
MYSORE	NR	NR	10700
T.PURAM	10000	10000	9900
ERNAKULAM	10200	10200	10300
KOZHIKODE	9500	9800	10100
THRISSUR	8800	9000	9000
PALAKKAD	10000	10000	10000
WAYANAD	10200	10200	10200
PUDUCHERRY	NR	10200	10200
CHENNAI	9600	NR	9400
DINDIGUL	9900	9800	9950
THIRUCHIRAPALLI	10000	10000	NR
COIMBATORE	10000	10000	10000
TIRUNELVELI	9500	10000	10000
CUDDALORE	9500	9500	9500
DHARMAPURI	9500	9500	9600
VELLORE	10000	10000	NR
RAMANATHAPURAM	9600	9600	9700
HYDERABAD	9200	9200	9200
KARIMNAGAR	9300	9300	9300
WARANGAL	NR	10100	9600
ADILABAD	NR	NR	NR
SURYAPET	9700	NR	8500
JADCHERLA	10200	10200	10000

Urad Dal Wholesale Prices (Rs./Qtl.)			
Date	3-Nov-21	28-Oct-21	4-Oct-21
Centre	Urad Dal	Urad Dal	Urad Dal
NORTH ZONE			
CHANDIGARH	NR	9850	9850
DELHI	9750	9800	9700
HISAR	8500	8500	8500
KARNAL	NR	NR	NR
PANCHKULA	9000	9000	9000
GURGAON	8500	8500	NR
SHIMLA	10350	10350	9980
MANDI	9400	9400	9500
DHARAMSHALA	9700	9700	9700
SOLAN	10100	10100	10100
UNA	9000	9000	9500
SRINAGAR	10500	10500	NR
JAMMU	9700	9500	9700
POONCH	10300	10250	10400
AMRITSAR	8000	8000	8000
LUDHIANA	9000	9500	9000
BATHINDA	8900	9100	9000
LUCKNOW	9820	9940	9990
KANPUR	10200	10200	9700
VARANASI	9580	9580	9500
AGRA	9250	9250	9300
JHANSI	8860	8650	8350
MEERUT	NR	9000	9000
ALLAHABAD	9350	9250	9250
GORAKHPUR	8000	8000	8000
DEHRADUN	NR	9900	9800
HALDWANI	NR	9900	9900
RUDRAPUR	NR	9700	10000
HARIDWAR	NR	10100	10300
WEST ZONE			
RAIPUR	NR	9800	NR
DURG	9200	9000	9000
AMBIKAPUR	NR	10350	9560
BILASPUR	NR	8600	9000

Urad Dal Wholesale Prices (Rs./Qtl.)			
Date	3-Nov-21	28-Oct-21	4-Oct-21
Centre	Urad Dal	Urad Dal	Urad Dal
JAGDALPUR	8600	8600	8700
PANAJI	9300	9750	9500
AHMEDABAD	9100	8900	8900
RAJKOT	8465	8465	8565
SURAT	9500	9500	9500
BHUJ	9500	9500	9600
BHOPAL	9222	9222	9215
INDORE	9270	9290	9250
GWALIOR	8500	8200	8200
JABALPUR	9100	NR	8900
REWA	7300	7300	7300
SAGAR	8550	9000	9000
JHABUA	9500	9500	9420
HOSHANGABAD	8900	NR	8900
SHAHNOL	8400	8400	8300
UJJAIN	9240	9300	9400
MUMBAI	9000	9000	9500
NAGPUR	9500	9500	9600
PUNE	9650	9700	9900
NASHIK	9400	8450	9400
JAIPUR	9600	9200	9800
JODHPUR	NR	NR	8700
KOTA	NR	9800	9800
UDAIPUR	8500	8500	8500
EAST ZONE			
PATNA	9500	9500	9300
BHAGALPUR	9300	9300	8950
PURNIA	9500	9400	9400
DARBHANGA	10300	10300	10300
GAYA	11000	11000	11000
MUZZAFARPUR	9800	9800	10600
RANCHI	8800	8800	8800
BHUBANESHWAR	9600	9800	9800
CUTTACK	8800	8800	8800
SAMBALPUR	8500	8600	8600

Urad Dal Wholesale Prices (Rs./Qtl.)			
Date	3-Nov-21	28-Oct-21	4-Oct-21
Centre	Urad Dal	Urad Dal	Urad Dal
ROURKELA	9000	9600	8800
BERHAMPUR	10200	10200	9700
JEYPORE	9000	9300	9300
BALASORE	9000	9000	NR
BARIPADA	8600	8800	9000
BALANGIR	NR	NR	NR
KOLKATA	9000	9000	8800
SILIGURI	NR	8190	7850
PURULIA	9200	9200	9200
KHARAGPUR	9500	NR	11300
RAMPURHAT	10150	10150	10150
MALDA	9500	9500	9500
RAIGANJ	11800	11800	11800
NORTH EAST ZONE			
PORT BLAIR	NR	10800	10800
MAYABUNDER	NR	13200	13000
ITANAGAR	10200	10200	10000
GUWAHATI	9400	9500	9000
IMPHAL	NR	NR	NR
SHILLONG	9600	9600	9600
TURA	NR	NR	NR
JOWAI	9300	9300	9500
AIZAWL	NR	NR	NR
DIMAPUR	11200	NR	NR
GANGTOK	11500	11500	NR
AGARTALA	NR	9600	9600
SOUTH ZONE			
VIJAYWADA	10200	10200	10400
VISAKHAPATNAM	10200	10200	10900
KURNOOL	9800	9800	9500
TIRUPATHI	9600	9600	9600
BENGALURU	10500	10500	11000
DHARWAD	NR	10700	10700
MANGALORE	10400	10400	10400
MYSORE	11000	NR	10800

Urad Dal Wholesale Prices (Rs./Qtl.)			
Date	3-Nov-21	28-Oct-21	4-Oct-21
Centre	Urad Dal	Urad Dal	Urad Dal
T.PURAM	11000	11000	10800
ERNAKULAM	10800	10800	10800
KOZHIKODE	10800	10800	10800
THRISSUR	9000	9000	9000
PALAKKAD	9500	9500	9500
WAYANAD	10800	10800	10800
PUDUCHERRY	NR	11200	11200
CHENNAI	10000	NR	10000
DINDIGUL	11080	10950	11080
THIRUCHIRAPALLI	11500	11800	NR
COIMBATORE	10900	10900	11200
TIRUNELVELI	11200	11200	11200
CUDDALORE	11500	11500	10500
DHARMAPURI	10800	10800	11000
VELLORE	10500	10600	NR
RAMANATHAPURAM	11000	11000	11400
HYDERABAD	9900	9900	9900
KARIMNAGAR	10200	10100	10100
WARANGAL	NR	10700	10200
ADILABAD	NR	NR	NR
SURYAPET	9800	NR	9200
JADCHERLA	11000	11000	NR

Moong Dal Wholesale Prices (Rs./Qtl.)			
Date	3-Nov-21	28-Oct-21	4-Oct-21
Centre	Moong Dal	Moong Dal	Moong Dal
NORTH ZONE			
CHANDIGARH	NR	9880	9880
DELHI	8800	8700	8500
HISAR	7700	7700	9000
KARNAL	NR	NR	NR
PANCHKULA	9000	9000	9000
GURGAON	9200	9200	NR

Moong Dal Wholesale Prices (Rs./Qtl.)			
Date	3-Nov-21	28-Oct-21	4-Oct-21
Centre	Moong Dal	Moong Dal	Moong Dal
SHIMLA	9200	9200	9000
MANDI	8900	9050	8500
DHARAMSHALA	9700	9700	9700
SOLAN	8400	8400	8300
UNA	8250	8250	8000
SRINAGAR	9500	9500	NR
JAMMU	9400	9100	9000
POONCH	9650	9750	9850
AMRITSAR	8200	8200	8600
LUDHIANA	8400	8700	8300
BATHINDA	8300	8400	8600
LUCKNOW	8910	8920	8980
KANPUR	8100	8100	8100
VARANASI	9350	9350	9200
AGRA	9100	9100	9300
JHANSI	8530	8200	7500
MEERUT	NR	9110	9110
ALLAHABAD	9400	9300	9200
GORAKHPUR	9000	9000	9000
DEHRADUN	NR	10000	9900
HALDWANI	NR	10000	10100
RUDRAPUR	NR	9700	9600
HARIDWAR	NR	10000	10200
WEST ZONE			
RAIPUR	NR	9800	NR
DURG	9100	9000	8800
AMBIKAPUR	NR	10050	9020
BILASPUR	NR	9800	9800
JAGDALPUR	8600	8500	8500
PANAJI	9450	9300	9700
AHMEDABAD	9200	8900	8900
RAJKOT	8540	8235	8300
SURAT	8000	8000	8000
BHUJ	8000	7600	7600
BHOPAL	7261	7261	7255

Moong Dal Wholesale Prices (Rs./Qtl.)			
Date	3-Nov-21	28-Oct-21	4-Oct-21
Centre	Moong Dal	Moong Dal	Moong Dal
INDORE	9000	8990	9280
GWALIOR	8800	8800	8800
JABALPUR	8900	NR	8700
REWA	7300	7300	7300
SAGAR	7158	6950	6825
JHABUA	8500	8500	9610
HOSHANGABAD	9100	NR	8400
SHAHNOL	9380	9400	9400
UJJAIN	9090	9300	9500
MUMBAI	10000	10000	9800
NAGPUR	8900	8900	8800
PUNE	9000	9050	9000
NASHIK	8900	8900	8900
JAIPUR	8700	8700	8700
JODHPUR	NR	NR	8050
KOTA	NR	8500	8700
UDAIPUR	8800	8800	8800
EAST ZONE			
PATNA	9000	9000	8600
BHAGALPUR	9200	9200	8750
PURNIA	9300	9300	9200
DARBHANGA	9200	9200	9300
GAYA	9800	9800	9800
MUZZAFARPUR	9700	9700	9900
RANCHI	8700	8700	8700
BHUBANESHWAR	9600	9500	9500
CUTTACK	9000	9000	9000
SAMBALPUR	8600	8700	8700
ROURKELA	9300	9300	8600
BERHAMPUR	10000	10000	9500
JEYPORE	9000	9000	9000
BALASORE	9000	9900	NR
BARIPADA	8700	8700	8700
BALANGIR	NR	NR	NR
KOLKATA	8600	9000	8800

Moong Dal Wholesale Prices (Rs./Qtl.)			
Date	3-Nov-21	28-Oct-21	4-Oct-21
Centre	Moong Dal	Moong Dal	Moong Dal
SILIGURI	NR	8690	8550
PURULIA	9000	9000	8800
KHARAGPUR	9200	NR	11500
RAMPURHAT	11500	11500	11500
MALDA	10500	10500	10500
RAIGANJ	10500	10500	10500
NORTH EAST ZONE			
PORT BLAIR	NR	9500	9500
MAYABUNDER	NR	11800	11800
ITANAGAR	9700	9600	9800
GUWAHATI	9000	9000	9300
IMPHAL	NR	NR	NR
SHILLONG	9500	9500	9500
TURA	9600	9600	9600
JOWAI	10500	10500	10500
AIZAWL	NR	NR	NR
DIMAPUR	10200	NR	NR
GANGTOK	11000	11000	NR
AGARTALA	NR	9200	9200
SOUTH ZONE			
VIJAYWADA	9500	9500	9400
VISAKHAPATNAM	9000	9000	9000
KURNOOL	9500	9500	8500
TIRUPATHI	9000	9000	9000
BENGALURU	9000	9000	9000
DHARWAD	NR	9000	9000
MANGALORE	9000	9000	9000
MYSORE	9600	NR	8800
T.PURAM	9800	9800	9800
ERNAKULAM	9500	9500	9500
KOZHIKODE	9500	9500	9500
THRISSUR	9300	9300	9300
PALAKKAD	9200	9200	9000
WAYANAD	9500	9500	9500
PUDUCHERRY	NR	9000	9300

Moong Dal Wholesale Prices (Rs./Qtl.)			
Date	3-Nov-21	28-Oct-21	4-Oct-21
Centre	Moong Dal	Moong Dal	Moong Dal
CHENNAI	9500	NR	9000
DINDIGUL	9210	9100	9100
THIRUCHIRAPALLI	9300	9300	NR
COIMBATORE	9200	9200	9100
TIRUNELVELI	9500	9500	9500
CUDDALORE	9500	9500	9500
DHARMAPURI	8800	8800	8700
VELLORE	9300	9500	NR
RAMANATHAPURAM	9100	9100	9000
HYDERABAD	8800	8800	8800
KARIMNAGAR	9200	9100	9100
WARANGAL	NR	9700	8900
ADILABAD	NR	NR	NR
SURYAPET	9000	NR	8700
JADCHERLA	10200	10200	10000

Masoor Dal Wholesale Prices (Rs./Qtl.)			
Date	3-Nov-21	28-Oct-21	4-Oct-21
Centre	Masoor Dal	Masoor Dal	Masoor Dal
NORTH ZONE			
CHANDIGARH	NR	8400	8400
DELHI	9000	8900	8700
HISAR	8500	8500	9500
KARNAL	NR	NR	NR
PANCHKULA	9000	9000	8500
GURGAON	8250	8250	NR
SHIMLA	9050	9050	8900
MANDI	9500	9640	9600
DHARAMSHALA	8600	8600	8600
SOLAN	7800	7800	8300
UNA	9400	9400	9500
SRINAGAR	10000	10000	NR
JAMMU	9400	9350	9400

Masoor Dal Wholesale Prices (Rs./Qtl.)			
Date	3-Nov-21	28-Oct-21	4-Oct-21
Centre	Masoor Dal	Masoor Dal	Masoor Dal
POONCH	7950	8600	7850
AMRITSAR	8700	8700	8700
LUDHIANA	9000	9000	9000
BATHINDA	8800	8800	9000
LUCKNOW	9020	9010	8950
KANPUR	8800	8800	8300
VARANASI	8500	8500	8330
AGRA	8650	8650	8600
JHANSI	8340	8050	8000
MEERUT	NR	9130	8130
ALLAHABAD	6300	6200	6200
GORAKHPUR	8500	8500	8500
DEHRADUN	NR	8100	8000
HALDWANI	NR	8000	8000
RUDRAPUR	NR	7800	7900
HARIDWAR	NR	8400	8400
WEST ZONE			
RAIPUR	NR	NR	NR
DURG	8900	8800	8700
AMBIKAPUR	NR	9150	8650
BILASPUR	NR	9300	8300
JAGDALPUR	8700	8700	8700
PANAJI	9250	9250	9300
AHMEDABAD	8708	7700	7700
RAJKOT	8240	8240	8130
SURAT	7500	7500	7500
BHUJ	9000	9000	NR
BHOPAL	6870	6870	6865
INDORE	6890	6820	6670
GWALIOR	8300	8200	8200
JABALPUR	8300	NR	7800
REWA	6500	6500	6500
SAGAR	9000	9025	9000
JHABUA	9500	9500	9520
HOSHANGABAD	7000	NR	6400

Masoor Dal Wholesale Prices (Rs./Qtl.)			
Date	3-Nov-21	28-Oct-21	4-Oct-21
Centre	Masoor Dal	Masoor Dal	Masoor Dal
SHAHNOL	9400	9400	9200
UJJAIN	6800	6750	6700
MUMBAI	8700	8700	8500
NAGPUR	8300	8500	8400
PUNE	9100	NR	NR
NASHIK	8200	8200	8000
JAIPUR	8750	9000	8800
JODHPUR	NR	NR	6550
KOTA	NR	8700	8800
UDAIPUR	8500	8500	8500
EAST ZONE			
PATNA	9200	9200	8500
BHAGALPUR	8800	8800	8350
PURNIA	8700	8800	8800
DARBHANGA	9000	9000	8800
GAYA	8800	8800	8800
MUZZAFARPUR	9000	9000	8900
RANCHI	8800	8800	8700
BHUBANESHWAR	8800	8800	8800
CUTTACK	8500	8500	8500
SAMBALPUR	8500	8600	8600
ROURKELA	8600	8800	8700
BERHAMPUR	9200	9200	8800
JEYPORE	8600	8500	8500
BALASORE	8750	8600	NR
BARIPADA	8500	8600	8500
BALANGIR	NR	NR	NR
KOLKATA	8500	8500	8600
SILIGURI	NR	8550	7590
PURULIA	9300	9300	9200
KHARAGPUR	9000	NR	10600
RAMPURHAT	9500	9500	9500
MALDA	10000	10000	10000
RAIGANJ	10300	10300	10300
NORTH EAST ZONE			

Masoor Dal Wholesale Prices (Rs./Qtl.)			
Date	3-Nov-21	28-Oct-21	4-Oct-21
Centre	Masoor Dal	Masoor Dal	Masoor Dal
PORT BLAIR	NR	10300	10200
MAYABUNDER	NR	10600	9900
ITANAGAR	9800	9800	9900
GUWAHATI	9000	9100	9200
IMPHAL	NR	NR	NR
SHILLONG	9300	9300	9300
TURA	9300	9300	9300
JOWAI	9300	9300	9300
AIZAWL	NR	NR	NR
DIMAPUR	9500	NR	NR
GANGTOK	10000	10000	NR
AGARTALA	NR	9800	9800
SOUTH ZONE			
VIJAYWADA	9500	9500	9500
VISAKHAPATNAM	8800	8800	8600
KURNOOL	9200	9200	9200
TIRUPATHI	8200	8200	8200
BENGALURU	8900	8900	8800
DHARWAD	NR	9200	9200
MANGALORE	9400	9400	9400
MYSORE	8200	NR	8200
T.PURAM	9200	9200	8500
ERNAKULAM	9500	9500	9500
KOZHICODE	9000	9300	8500
THRISSUR	9300	9000	9000
PALAKKAD	9000	9000	8800
WAYANAD	10000	9200	9200
PUDUCHERRY	NR	8700	NR
CHENNAI	9100	NR	9100
DINDIGUL	8100	8100	8100
THIRUCHIRAPALLI	9300	9300	NR
COIMBATORE	8900	8900	8400
TIRUNELVELI	9100	9100	8500
CUDDALORE	8000	8000	NR
DHARMAPURI	9200	9000	8800

Masoor Dal Wholesale Prices (Rs./Qtl.)			
Date	3-Nov-21	28-Oct-21	4-Oct-21
Centre	Masoor Dal	Masoor Dal	Masoor Dal
VELLORE	9300	9500	NR
RAMANATHAPURAM	NR	NR	NR
HYDERABAD	NR	NR	NR
KARIMNAGAR	7500	7250	7250
WARANGAL	NR	8500	8200
ADILABAD	NR	NR	NR
SURYAPET	9300	NR	9000
JADCHERLA	6500	6500	6500

Disclaimer

The information and opinions contained in the document have been compiled from sources believed to be reliable. The company does not warrant its accuracy, completeness and correctness. Use of data and information contained in this report is at your own risk. This document is not, and should not be construed as, an offer to sell or solicitation to buy any commodities. This document may not be reproduced, distributed or published, in whole or in part, by any recipient hereof for any purpose without prior permission from the Company. IASL and its affiliates and/or their officers, directors and employees may have positions in any commodities mentioned in this document (or in any related investment) and may from time to time add to or dispose of any such commodities (or investment). Please see the detailed disclaimer at <http://www.agriwatch.com/Disclaimer.php> © 2021 Indian Agribusiness Systems Ltd.