

Content:**Highlights*****Domestic & International Market Updates******Pulses-Wise Scenario***

- 1. Chana (Chickpeas / Bengal Gram)***
- 2. Chana Technical Call (Weekly)***
- 3. Matar (Peas)***
- 4. Masoor (Lentils)***
- 5. Tur (Pigeon Peas / Red Gram)***
- 6. Urad (Black Matpe /Black Gram)***
- 7. Moong (Green Gram)***

Appendix

- ✓ *Weekly Planting progress*
- ✓ *Pulses MSP*

Commodity-wise Domestic, International Prices and Arrivals at Different Centers

Pulses Sector- Domestic Highlights:

- All India Rabi pulses area is running behind by 6.90 % to 55.09 lakh ha this year as on 12th Nov-2021. It was 59.17 lakh ha last year on 12th Nov-2020. Chana area is lagging behind by 5.88 % to 38.90 lakh ha against 41.33 lakh ha last year. Unexpectedly Lentils area too is running behind by 14.82 % to 5.23 against 6.14 lakh ha. Urad area too is behind by 28.48 % to 1.13 lakh ha. Moong area too is down by 36.36% to 0.14 lakh ha. The improvement is being seen in field peas area, up by 24.58 % to 5.88 lakh ha. Sowing activities are likely to improve from the next week. In the beginning of Nov continuous Holidays due to festive season, bad weather condition in Maharashtra and South Indian states affected the sowing activities. In short, the slow start of sowing may put a lid on hope for the higher Rabi area coverage this year.**
- Masur sowing is not running smooth in all states except Madhya Pradesh. Farmers have covered 5.23 lakh ha so far. It is down by 14.82 % from last year till 12th Nov.** Normal area for Masur is 13.9 lakh ha. Recovery in sowing area is expected from the next week. Farmers intend to cover higher area as prices are attractive at the point of sowing. Weekly average prices of Masur declined by 3.53 % to 7262.5 last week over previous week in Kanpur market. However, it increased by 1.37% to 7675 in Mumbai market. Importers have increased Canadian Masur quotes from 7550 to 7700 last week. The higher prices of imported may push up Masur price in Kanpur market as the import flow is low while quotes in Canada is almost steady at \$980-1000 per MT. Prices in local market may move further up if demand improves. Australian crop is almost ready and we expect harvesting to begin soon. Govt.'s policy helped to contain Masur price. It being a lean season, if demand improves, Masur price may recover again in Dec. Australian crop may hit the Indian market in the end Dec.
- The overall condition for Tur crop in Maharashtra and Karnataka is normal to good so far in all major growing states. It is in maturity states in Sholapur and Bijapur region. The new crop may start hitting the market by the end of this month.** In other states crop is in flowering to pod filling states. There is no report of any infestation from other region too. Production prospects are good. As the harvesting/new arrivals are at hands, stockists too would start releasing old stock amid import flow from Myanmar. With regular import and likely new arrivals may pressurize Tur cash market in coming weeks. After Diwali demand for dal normally decreases. So, Agriwatch sees a downward correction in the market. The prices of Tur may come down below MSP in Dec under normal weather condition. The overall tone remains weak. Lemon Tur quotes in Myanmar decreased by \$15 to \$775 per MT during last 7 days. It may move down to \$750 by Dec end. In Gulbarga market prices stayed steady at 6400 last week. Imported Tur is being offered at 5950-6000 in Mumbai. Supply side is likely to increase. Pressure on price might continue on Tur market.
- As expected Chana area would decrease this year as farmers shifted some area to other lucrative crops like Mustard, Cotton and others. Despite lean season, recovery in the market has not been up to the market.** Demand for besan may improve in the coming weeks and so Agriwatch expects market to move up by 100 more this week. Indian farmers have covered 38.90 lakh ha so far, down by 5.88 % against 41.33 lakh ha last year. Sowing activities are yet to pick up. As prices are ruling low below MSP in many markets, area may decline to 103-104 lakh ha this year. Indian farmers have covered 109-110 lakh ha last year. Import from Tanzania is limited and is being sold at 4850-4900 in Mumbai. Chana of Sudan origin is available at 4900. Millers in central & North India are buying based on their needs. As supply side is at comfortable level with ample stock (around 8.5 lakh MT) in the central pool, Agriwatch don't see any spike in the rest of Nov. Availability in global market is good with projected production in Australia at 9 lakh MT and Myanmar at 9-10 Lakh MT. Prices of Chana in domestic market is ruling near 4850-5300 and may move slightly up in expectation of good demand for besan in the winter season.
- Farmers have covered 1.13 lakh ha area under Urad this year so far, down by 28.48% from last year till 12th Nov. Sowing of Rabi Urad in South India is yet to pick up.** Normal Rabi Urad area is 9.07 lakh ha. High moisture level in the field and recent rains have slowed sowing activities. Sowing activities may improve from the next week. As sowing have got delayed, it may limit area increase by 4 to 5 % despite attractive prices prevailing in the market. Demand for Urad and Urad dal is not picking up. So prices are decreasing right now. Quotes in Myanmar have stayed steady at \$890 for FAQ & \$980 for SQ. New crop will be available in March while supply side would remain tight in domestic market. It would keep price well supported above MSP this year. FAQ Urad is being traded at 6750-6800 in Mumbai market while in Chennai local crop is being traded at 6850. Prices may stay steady this week as demand is poor. With improvement in demand prices may recover again by the end of this month.

- **Prices of Moong improved in all major markets including Jaipur due to the ongoing procurement drive. Prices in Jaipur market is ruling in the range of 7000 to 7300**, depending on the quality of the crop. Mills are not buying in bulk volume as demand for dal is weak. Supply side is at comfortable level and prices may continue to rule in the range of 6500-7300. Farmers would prefer to sell their produce to govt.'s agencies as it is ruling below MSP in various markets. Moong Chamki is being traded at 7300 in Jaipur market. Myanmar is offering Moong at \$930 to 1000 per MT, basis Indian ports. Range bound movement is expected in the cash Moong markets in coming weeks. Import flow is on and availability in Myanmar is higher. So any unexpected rise in the cash market is unlikely at this point of time. Rabi sowing is yet to pick up. Farmers have covered 0.14 lakh ha so far against 0.22 lakh ha last year. Sowing of Moong is likely to increase by the end of this month. Normal area under rabi, including summer is 9.41 lakh ha.

Global Market Updates:

- **Field peas import in Spain increased by 268 % to 58127 MT in Sep-2021, as per the latest update by Eurostat data. Spain had imported 15778 MT in Aug.** Total import from Jan to Sep reached at 116257 MT against 132195 MT last year same time. Russia supplied 49970 MT in Sep, followed by Ukraine at 7591 MT.
- **As per the latest update by Statistics Canada, Green Peas export from Canada declined in Sep-2021 to 9890 MT against 17437 MT in Aug. Canada has exported total 27327 MT during the marketing year.** It is down by 29% from last year till Sep. The UAE was the biggest importer, buying 3,573 MT, followed by Colombia, taking 2,184 MT and Philippines at 865 MT.
- **So far during this marketing year added to a weaker trend, with green pea export shipments from Canada were well down, plunging relative to the previous month in September**, judging from available statistics from Statistics Canada. Export sales during the month totalled 9,890 metric tons (MT), down from 17,437 MT the previous month. This boosted shipments so far during the marketing year to 27,327, down 29% last year. United Arab Emirates was the biggest consumer, buying 3,573 MT. Colombia was the second most important importer taking 2,184 MT, followed by Philippines at 865 MT.
- **The IGC is going to include Lentils, Chickpeas and Dry beans in the Council's definition of grains under Article 2(1) (e) of the grains Trade Convention.** This means that now the IGC secretariat will expand its market information for Pulses. Actually, pulses trades are continuously increasing throughout the world and has expanded with good pace and reached at 16 to 17 million MT in last 5 years. Right now the IGC is providing updates on Pulses trade and production estimates in the Grain Market Report on a bimonthly basis. Apart from it S&D balances are published for major exporters for Pulses like Lentils. Dry Peas and Chickpeas. Now FoB prices matrix too would be included.
- **Global Lentils market continues to trade under pressure. Indian buying is limited while bumper crop in Australia has increased the pressure on Canadian Lentils.** There is a gossip in the market that Indian importers had imported Lentils in May-June taking advantage of low duty and now they are selling it at cheaper price, asking prices for Canadian origin product. Pressure may continue as long as India remains out of the Canadian market. Lentils stock at Indian ports are said to be around 3.75 lakh MT. Apart from it local market has stock of 4 lakh MT. So, the available stock is sufficient to meet the requirement for four months. In March new local crop would be available. So, the urgency of buying at the higher cost has mitigated.
- **Argentina has exported 202 MT Kidney beans in August-2021, unchanged from the previous month. Now the total export during the calendar year reached at 52328 MT.** It is down by 78% from 2020 till August. Buyers of Kidney bean from Argentina are still unwilling to buy in bulk quantity. High price, weak demand globally and availability at other origins at competitive prices have affected the volume of import.
- **According to Agriculture and Agri Food Canada's (AAFC) October report, the production of lentil is projected at 18.02 lakh tonnes against previous estimate of 18.85 lakh tonnes for 2021-22.** Production is lowered by 10.66 lakh tonnes from last year's production of 28.68 lakh tonnes.
- **Australia Chickpea production is estimated to be 8,44,000 tonnes in 2021-22 according to September update. Last year's production was 7,33,000 tonnes while June 2021-22 estimate was 7,33,000 tonnes.** Lentil production in Australia is projected to be 6,39,000 tonnes against last year production of 6,34,000 tonnes while June 2021-22 estimate was 5,89,000 tonnes.

Daily Outlook: -Pulses are likely to trade range bound.

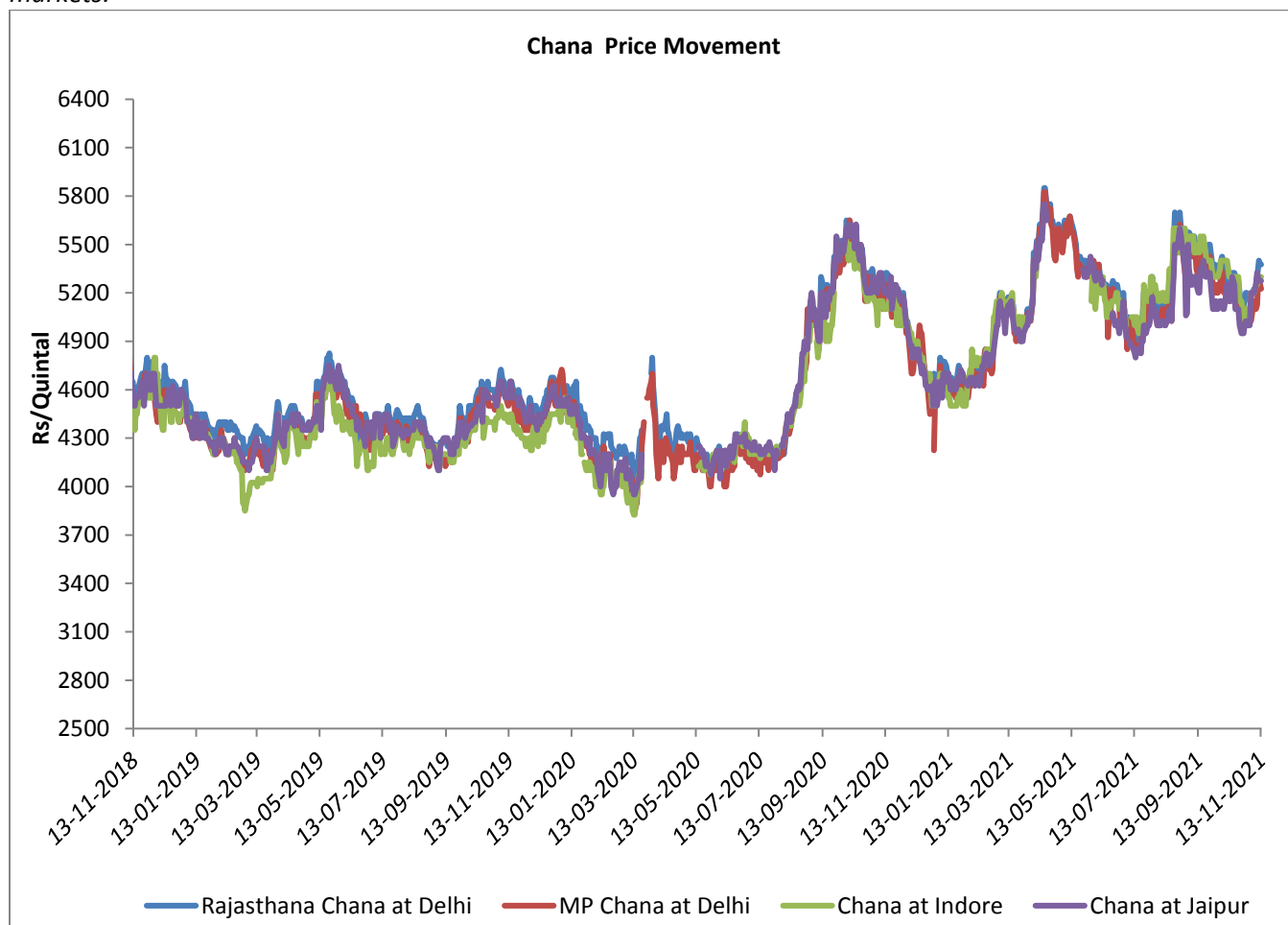
Pulses-Wise Scenario:

Chana

Current Scenario:

Indian farmers have covered 38.90 lakh ha so far, down by 5.88 % against 41.33 lakh ha last year. Sowing activities are yet to pick up. As prices are ruling low below MSP in many markets, area may decline to 103-104 lakh ha this year. Indian farmers have covered 109-110 lakh ha last year. Import from Tanzania is limited and is being sold at 4850-4900 in Mumbai. Chana of Sudan origin is available at 4900. Millers in central & North India are buying based on their needs. As supply side is at comfortable level with ample stock (around 8.5 lakh MT) in the central pool, Agriwatch don't see any spike in the rest of Nov. Availability in global market is good with projected production in Australia at 9 lakh MT and Myanmar at 9-10 Lakh MT. Prices of Chana in domestic market is ruling near 4850-5300 and may move slightly up in expectation of good demand for besan in the winter season.

Import flow would remain restricted as duty plus cess is 60%. Import flow may continue from the least developed countries as they enjoys benefit of zero duty. Following graph illustrates chana price movement in different markets:

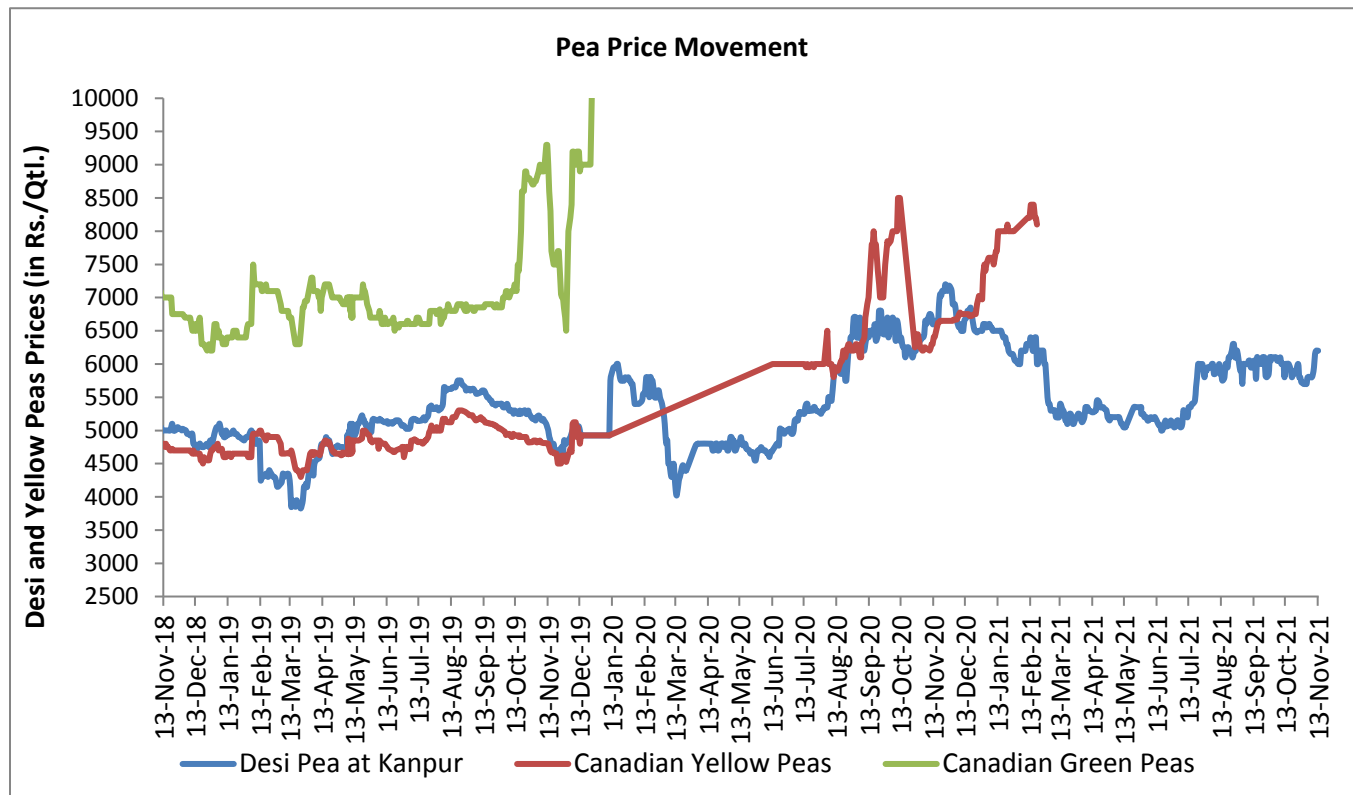


Peas (Matar):

Market Recap:

After a declining trend peas cash market started recovering once again taking cue from the improved chana market in last few week..Prices have increased by Rs. 200 to 6200 from the previous week.As import is not allowed, stock in the domestic market is depleting fast.Stocks are either with stockists or with traders. Import is not possible due to the import restrictive policy by India.Govt is not going to allow peas import in the near to medium term.Overall tone remains firm, taking clue from firm Chana market.

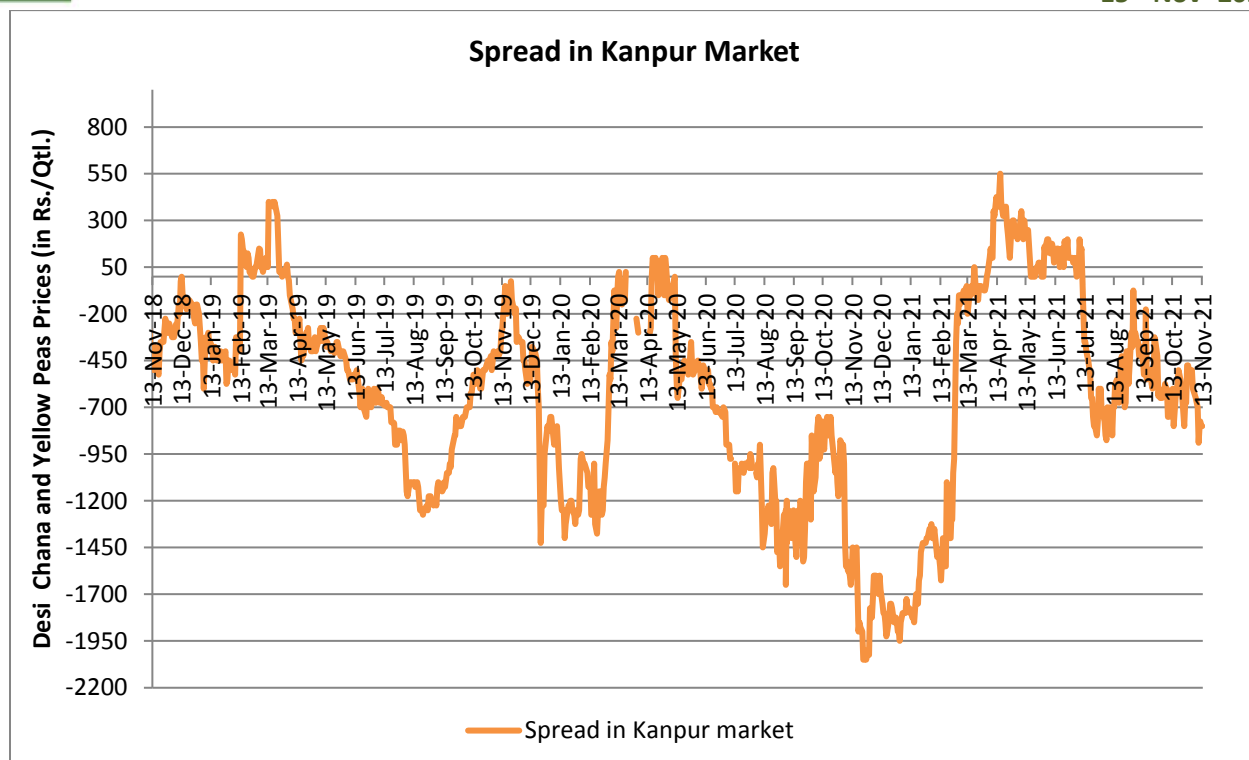
Following chart shows price movement in various markets:



Current Market Dynamics & Outlook: Peas market traded slightly up during last week. In Kanpur market it was quoted at Rs 6200 per qtl on Saturday. Overall, all India average weekly price was up by Rs 150 to Rs 6150 per qtl. In Mumbai market, there was no quote for yellow peas as stock has been exhausted. There is no quotes for imported peas as availability is almost nil.

Spread With Chana:

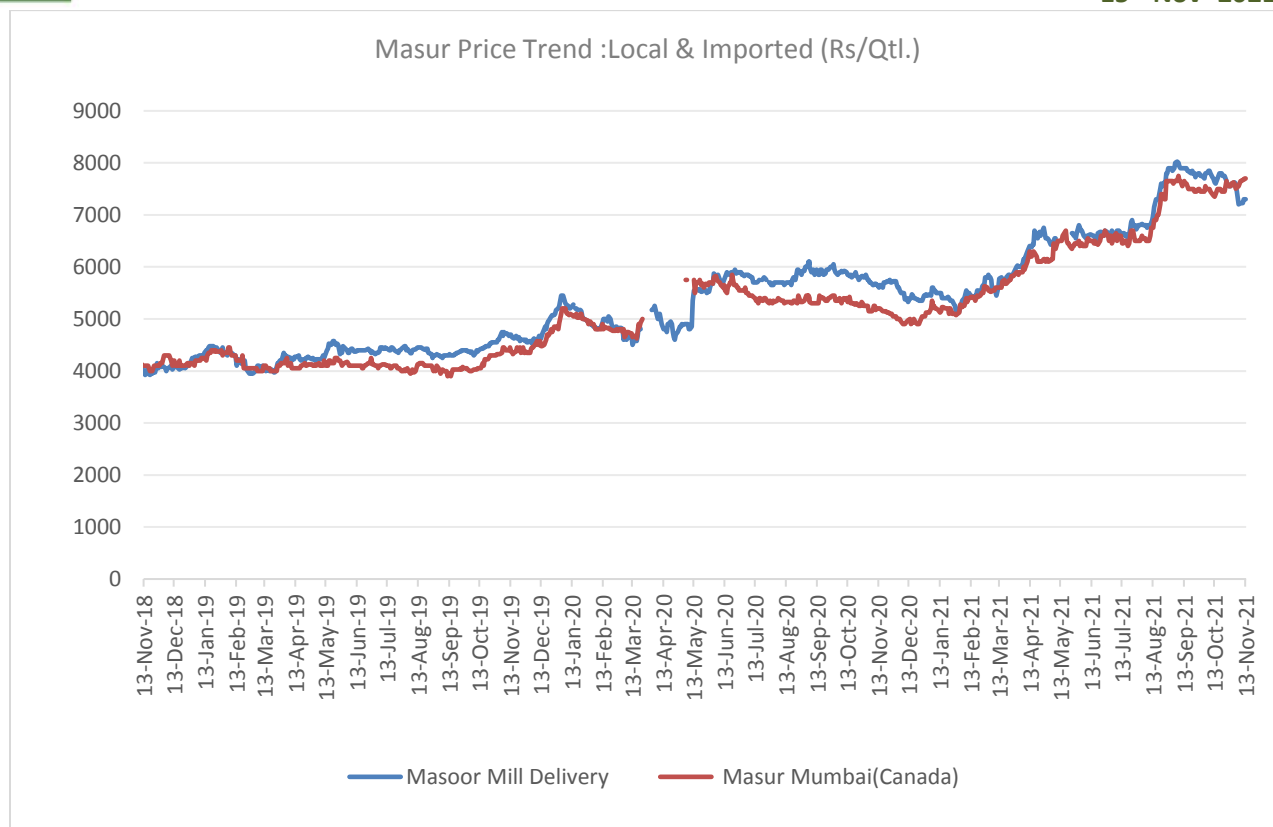
Spread between Chana and Peas, at Kanpur market continued to remain in negative zone. Gap has decreased to Rs 800 now. Spread is expected to remain in the negative zone in Nov too on relative movement in Chana prices. Overall outlook seems steady to slightly firm in the near term.



Lentils (Masoor):

Market Recap:

New crop of Masur is far away while availability in the global market is low due to less production in Canada this year. Farmers have covered only 5.23 lakh ha which is around 15 % low than last year till date. Normal area under Lentils is 13.90 lakh ha. Sowing has been delayed by 10 days and it may dash the hope for higher area coverage due to the high prevailing prices at this point of time. Total coverage so far is 38%. If coverage delayed by 10 days, it may affect yield as in India temperature starts increasing in Feb. It may cap crop size once again this year. If area in U.P. and Bihar decreases, prices may move up again.

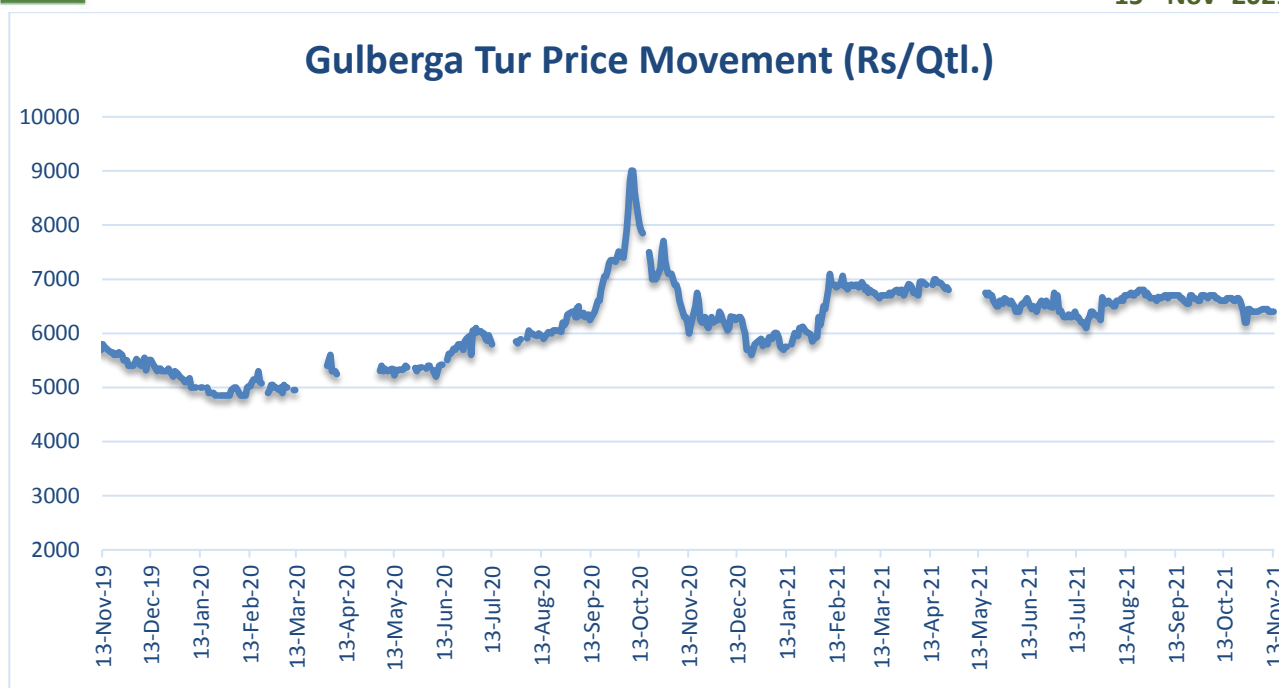


Red colour shows the imported Masur price

Market Outlook: Prices may trade steady to slightly firm.

Pigeon Pea (Tur/Toor):

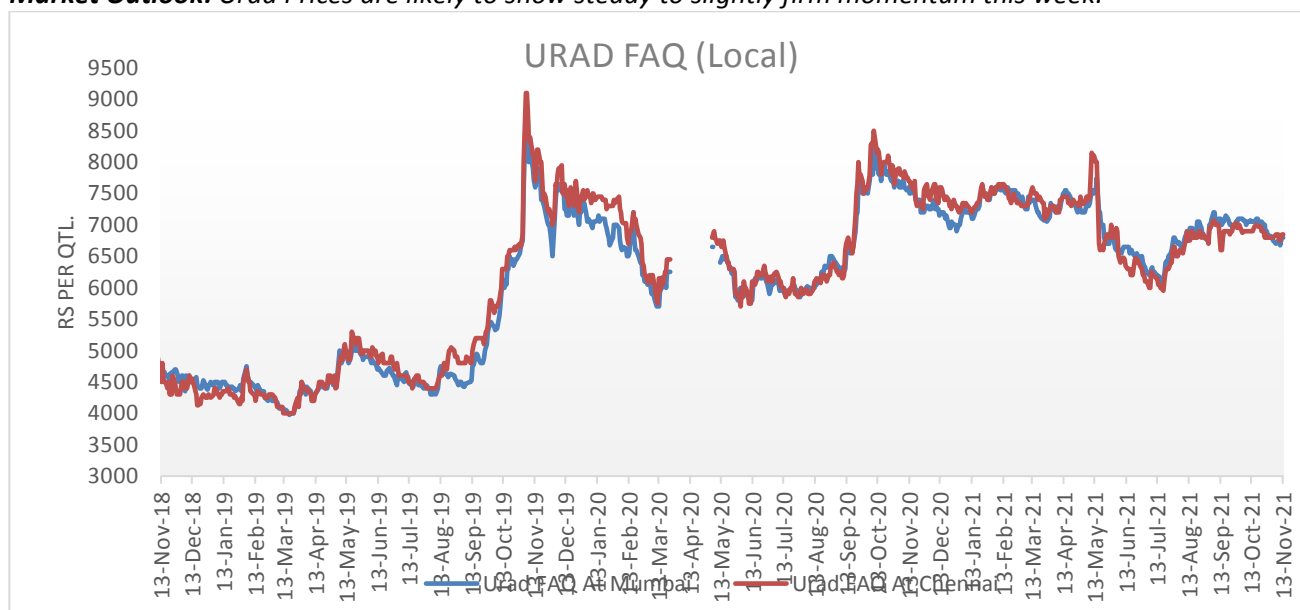
There is no report of any infestation from other region too. Production prospects are good. As the harvesting/new arrivals are at hands, stockists too would start releasing old stock amid import flow from Myanmar. With regular import and likely new arrivals may pressurize Tur cash market in coming weeks. After Diwali demand for dal normally decreases. So, Agriwatch sees a downward correction in the market. The prices of Tur may come down below MSP in Dec under normal weather condition. The overall tone remains weak. Lemon Tur quotes in Myanmar decreased by \$15 to \$775 per MT during last 7 days. It may move down to \$750 by Dec end. In Gulbarga market prices stayed steady at 6400 last week. Imported Tur is being offered at 5950-6000 in Mumbai. Supply side is likely to increase. Pressure on price might continue on Tur market.



Black Matpe (Urad):

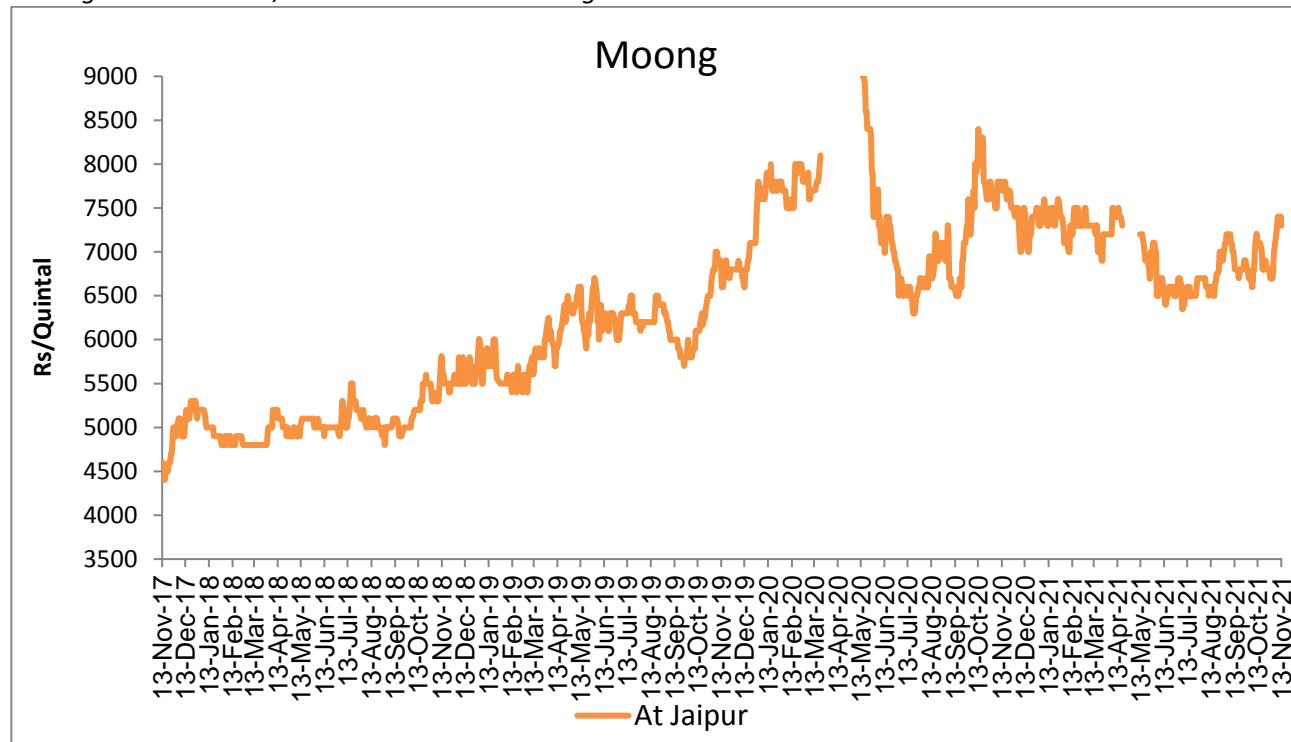
Demand for Urad Chhilka and Dhoya is weak right now and it has put a cap on the price rise in the cash Urad market. Crop coming from the Chandausi line is said not to be in good condition quality and grain wise. Farmers and experts say that the no of grains is less than normal expectation. Apart from it arrival from Rabi crop is far away It would not be available before Feb. Import flow is slow as availability in Myanmar is not more than 75 000 MT. New crop in Myanmar would be ready only in March. So market may trade steady until demand improves. Overall tone seems firm.

Market Outlook: Urad Prices are likely to show steady to slightly firm momentum this week.



Green Gram (Moong):
Market Recap:

Procurement drive keep cash Moong market well supported. However, where procurement drive is not going on, moong is available below MSP. Quality issue too is there. Overall sentiments in Moong market is weak as demand is not picking up. Rabi sowing too is running behind from last year by 36 %. Normal area under Rabi Moong is 9.41 lakh ha, it includes summer Moong too.



Market Outlook: Moong prices are likely to trade steady to firm in the near term.

Kharif Pulses area as on 2nd Sep-2021

All India Rabi Pulses Sowing As on 12th, Nov-2021 (lakh ha)					
Crops	Normal Rabi Area(DES)	Area Sown		% Ch over 2020-21	% of Normal
		2021-22	2020-21		
Gram	95.66	38.90	41.33	-5.88	40.66
Lentil	13.9	5.23	6.14	-14.82	37.63
Fieldpea	8.03	5.88	4.72	24.58	73.23
Kulthi	2.00	1.30	2.26	-42.48	65.00
Uradbean	9.07	1.13	1.58	-28.48	12.46
Moongbean	9.41	0.14	0.22	-36.36	1.49
Lathyrus	3.62	1.45	1.47	-1.36	40.06
Other Pulses	4.44	1.06	1.45	-26.90	23.87
Total Pulses	146.13	55.09	59.17	-6.90	37.70

Source: <https://nfsm.gov.in/>

State-wise Rabi Pulses Sowing Status As On 12th Nov-2021				
State	Normal Area(DES)	Area Covered(Lakh Ha)		Difference over 2020
		2021	2020	

M.P.	39.54	15.60	14.73	0.87
Maharashtra	19.36	1.322	1.883	-0.56
Rajasthan	16.87	12.50	13.88	-1.39
U.P.	13.78	10.45	10.89	-0.44
Karnataka	12.71	7.62	7.65	-0.03
Tamil Nadu	6.18	1.277	1.855	-0.58
Chhattisgarh	6.04	1.94	1.75	0.19
Bihar	4.32	-	-	#VALUE!
Jharkhand	3.32	0.48	0.28	0.20
West Bengal	3.30	0.528	0.647	-0.12
Gujarat	2.90	0.41	1.65	-1.23
Others	17.83	2.974	3.958	-0.98
All India Total	146.14	55.10	59.17	-4.07

Source: <https://des.govt.in> (Govt Of India)

Import policy & duty structure:

Commodity	Trade Policy		Tariff Schedule			
	Export	Import	Bound Duty	Proposed Cess in Budget-2021	Import Duty	Total Applied Duty with Cess
Peas (Matar)	Free	Restricted #	50%	40%	10%	50%
{HS Code 0713 10 00}					(w.e.f. 01st April, 2021)	
Bengal gram (Chana)	Free	Free	100%	50%	10%	60%
(HS Code 0713 2020)					(w.e.f. 1st April, 2021)	
Kabuli Chana	Free	Free	100%	30%	10%	40%
(HS code 0713 2010)					(w.e.f. 1st April, 2021)	
Moong	Free	Free	100%	Nil	0%	0%
{HS Code 0713 31 90}					(w.e.f. 15th May, 2021)	
Urad	Free	Free	100%	Nil	0%	0%
{HS Code 0713 31 10}					(w.e.f. 15th May, 2021)	
Lentil (Masur)	Free	Free	100%	10%	0%	10%
{HS Code 0713 40 00}					(w.e.f. 27 th July-2021)	
Pigeon pea (Tur/Arhar)	Free	Free	100%	Nil	10%	10%
{HS Code 0713 60 00}					(w.e.f. 15th May 2021)	
Other pulses	Free	Free	100%	Nil	0%	0%

{HS Code 071332, 33, 39, 50, 90}					(w.e.f. 08th June, 2006)	
----------------------------------	--	--	--	--	--------------------------	--

Note: Cess on lentils import decreased from 20 to 10% and basic duty from 10 to 0 % from 27th July-2021(Duty applicable on US lentils too reduced to 20% now.

Moong,Urad & Tur import placed from restricted to free list from 15th May-2021(Import is free till 31st Oct-2021

Peas:1.5 lakh MT(yellow ,green and Caspa)

Chana import is duty free from LDC (the Least Developed Countries)

Indian Pulses MSP

MSP (Rs/Quintal)	2011-12	2012-13	2013-14	2014-15	2015-16	2016-17	2017-18	2018-19	2019-20	2020-21	2021-22
Tur (Arhar)	3200*	3850	4300	4350	4625**	5050** *	5450*	5675	5800	6000	6300
Moong	3500*	4400	4500	4600	4850**	5225** *	5575*	6975	7050	7196	7275
Urad	3300*	4300	4300	4350	4625**	5000** *	5400*	5600	5700	6000	6300
Gram	2800	3000	3100	3175	3425	4000	4400**	4620	4875	5100	5275
Lentil (Masur)	2800	2900	2950	3075	3325	3925	4250****	4475	4800	5100	5500
* For 2017-18 Tur (Arhar)5250+ 200 Bonus,Moong5375+ 200 bonus &Urad5200 + 200bonus											

*: Additional Bonus of Rs 500 per quintal for market arrivals within the first two months of harvesting

:. Additional Bonus of Rs 200 per quintal, *:Additional Bonus of Rs 425 per quintal

Pulses Weekly Price Sheet:

Pulses	State	Market	Pulses Variety/Origin (Rs in Qtl)	11-Nov-21	3-Nov-21	11-Oct-21	11-Nov-20
Chana	Delhi	Delhi	Chana (Australia)	5425	5175	5325	5250
Chana	Maharashtra	Mumbai	Chana (Australia)	NA	Closed	NA	5275
Chana	West Bengal	Kolkatta	Chana (Australia)	5500	Closed	5625	5400
Chana	Maharashtra	Mumbai	Chana (Australia) in \$/t	NA	Closed	NA	NA
Chana	Maharashtra	Mumbai	Chana (Tanzania) in \$/t	NA	Closed	NA	NA
Chana	Maharashtra	Mumbai	Kabuli Chana (Russia) in \$/t	850	Closed	880	NA
Chana	Delhi	Delhi	Chana Kantewala/Katawala (M.P. Origin)	5300	5025	5200	5100
Chana	Rajasthan	Ramganj	Chana (Both Desi and Kantewala)	NA	Closed	4825	4800

Pulses	State	Market	Pulses Variety/Origin (Rs in Qtl)	11-Nov-21	3-Nov-21	11-Oct-21	11-Nov-20
Chana	Madhya Pradesh	Indore	Chana kantewala/katawala	5250	Closed	5400	5100
Chana	Madhya Pradesh	Dewas	Chana Kantewala/Katawala	NR	Closed	8800	6300
Chana	Madhya Pradesh	Neemuch	Chana Kantewala/Katawala	4700	Closed	NA	Closed
Chana	Madhya Pradesh	Rajgarh	Chana Kantewala/Katawala	NR	Closed	Closed	NR
Chana	Maharashtra	Nanded	Chana Kantewala/Katawala	NR	Closed	Closed	5100
Chana	Maharashtra	Barshi	Chana Kantewala/Katawala	4200	Closed	Closed	4800
Chana	Maharashtra	Mumbai	Chana (Ethiopia)	NA	Closed	NA	NA
Chana	Delhi	Delhi	Chana Rajasthan	5400	5175	5325	5200
Chana	Maharashtra	Mumbai	Chana (Tanzania)	4950	Closed	5050	5000
Chana	Maharashtra	Akola	Chana Annagiri	5200	Closed	Closed	5100
Chana	Maharashtra	Latur	Chana Annagiri	5000	Closed	Closed	Closed
Chana	Maharashtra	Nagpur	Chana Annagiri	5200	Closed	Closed	Closed
Chana	Maharashtra	Nanded	Chana Annagiri	NR	Closed	Closed	5300
Chana	Maharashtra	Udgir	Chana Annagiri	5000	Closed	Closed	5300
Chana	Karnataka	Gulbarga	Chana Annagiri	5100	Closed	5400	Closed
Chana	Delhi	Delhi	Chana Besan	6486	6400	6571	6571
Chana	Maharashtra	Akola	Chana Chapa	5150	Closed	Closed	5050
Chana	Maharashtra	Nagpur	Chana chapa	5150	Closed	Closed	Closed
Chana	Maharashtra	Barshi	Chana Chapa	4500	Closed	Closed	5000
Chana	Madhya Pradesh	Gwalior	Chana Desi	4900	Closed	5000	4850
Chana	Madhya Pradesh	Harda	Chana Desi	4800	Closed	5000	NA
Chana	Madhya Pradesh	Ganjbasa da	Chana Desi	5000	Closed	4900	4800

Pulses	State	Market	Pulses Variety/Origin (Rs in Qtl)	11-Nov-21	3-Nov-21	11-Oct-21	11-Nov-20
Chana	Madhya Pradesh	Katni	Chana Desi	NR	Closed	5075	4800
Chana	Madhya Pradesh	Pipariya	Chana Desi	4900	Closed	5000	4700
Chana	Madhya Pradesh	Morena	Chana Desi	NA	Closed	NA	NA
Chana	Madhya Pradesh	Bina	Chana Desi	NA	NA	NA	Closed
Chana	Madhya Pradesh	Dabra	Chana Desi	4900	Closed	5000	5000
Chana	Madhya Pradesh	Ashok Nagar	Chana Desi	4900	Closed	NR	4900
Chana	Madhya Pradesh	Bhind	Chana Desi	4500	Closed	4500	4700
Chana	Maharashtra	Ahmednagar	Chana Desi	4900	Closed	Closed	5000
Chana	Maharashtra	Barshi	Chana Desi	4200	Closed	Closed	4800
Chana	Maharashtra	Nagpur	Chana Desi	5000	Closed	Closed	Closed
Chana	Maharashtra	Hinganghat	Chana Desi	4800	Closed	Closed	4700
Chana	Rajasthan	Jaipur	Chana Desi	5325	Closed	5250	5200
Chana	Rajasthan	Sriganganagar	Chana Desi	5100	Closed	4800	4800
Chana	Rajasthan	Kekri	Chana Desi	4800	Closed	4750	4800
Chana	Rajasthan	Bundi	Chana Desi	4700	Closed	4700	4800
Chana	Rajasthan	Ajmer	Chana Desi	4950	Closed	4800	4750
Chana	Rajasthan	Alwar	Chana Desi	NA	NA	NA	4800
Chana	Andhra Pradesh	Vijaywada	Chana Desi	5500	Closed	5400	5000
Chana	Andhra Pradesh	Banaganapalli	Chana Desi	NA	NA	NA	NA
Chana	Uttar Pradesh	Jhansi	Chana Desi	NA	NA	4600	NA
Chana	Uttar Pradesh	Kanpur	Chana Desi	5425	Closed	5325	5125
Chana	Gujarat	Dahod	Chana Desi	5100	Closed	5100	5100

Pulses	State	Market	Pulses Variety/Origin (Rs in Qtl)	11-Nov-21	3-Nov-21	11-Oct-21	11-Nov-20
Chana	Rajasthan	Bikaner	Chana	5150	Closed	5050	5000
Chana	Maharashtra	Jalgoan	Chana	5150	Closed	Closed	5150
Chana	Maharashtra	Solapur	Chana	5300	Closed	5525	5500
Chana	Maharashtra	Amaravati	Chana	4700	Closed	Closed	Closed
Chana	Chhattisgarh	Raipur	Chana	5350	Closed	5300	5150
Chana	Karnataka	Sedam	Chana	NA	NA	NA	Closed
Chana	Maharashtra	Jalna	Chana Gauran	4750	Closed	Closed	4500
Chana	Maharashtra	Latur	Chana Gauran	4800	Closed	Closed	Closed
Chana	Madhya Pradesh	Ujjain	Chana Dollar	9000	Closed	9500	6000
Chana	Maharashtra	Jalna	Chana Pila	4800	Closed	Closed	4750
Chana	Maharashtra	Latur	Chana G 12/Vijay	5100	Closed	Closed	Closed
Chana	Maharashtra	Udgir	Chana Vijay	4900	Closed	Closed	5000
Chana	Madhya Pradesh	Indore	Kabuli Chana 58-60 Export Quality	9300	Closed	9350	6300
Chana	Madhya Pradesh	Indore	Kabuli Chana 44-46 Mill Quality	9800	Closed	9550	6800
Chana	Maharashtra	Mumbai	Kabuli Chana (Russia)	5200	Closed	4850	5100
Chana	Madhya Pradesh	Indore	Raw Kabuli Chana Quality	9700	Closed	9600	6800
Chana	Madhya Pradesh	Dabra	Kabuli Chana	NA	Closed	NA	NA
Chana	Maharashtra	Latur	Chana Mixed (Mill)	4800	Closed	Closed	Closed
Chana	Maharashtra	Akola	Chana Mixed	5100	Closed	Closed	5000
Chana	Maharashtra	Ahmednagar	Chana Vishal	5100	Closed	Closed	5200
Chana	Karnataka	Gulbarga	Chana Dall (Branded)	6400	Closed	6500	Closed
Chana	Madhya Pradesh	Indore	Chana Dall (Average Quality)	6400	Closed	6700	6600

Pulses	State	Market	Pulses Variety/Origin (Rs in Qtl)	11-Nov-21	3-Nov-21	11-Oct-21	11-Nov-20
Chana	Delhi	Delhi	Chana Dall	6000	5850	6050	5900
Chana	Maharashtra	Jalgaon	Chana Dall	6300	Closed	Closed	6500
Chana	Maharashtra	Latur	Chana Dall	6250	Closed	Closed	Closed
Chana	Madhya Pradesh	Gwalior	Chana Dall	6050	Closed	6000	6000
Chana	Rajasthan	Bikaner	Chana Dall	6250	Closed	5800	6000
Chana	Maharashtra	Nagpur	Chana Dall	NA	Closed	Closed	Closed
Chana	Madhya Pradesh	Dabra	Chana Dall	NA	Closed	NA	NA
Chana	Karnataka	Gulbarga	Chana Dall	6300	Closed	6300	Closed
Chana	Madhya Pradesh	Pipariya	Chana Dall	6600	Closed	6800	6300
Chana	Uttar Pradesh	Kanpur	Chana Dall	6000	Closed	6100	5700
Chana	Jharkhand	Jamshedpur	Chana Dall	NR	NR	NR	NR
Chana	Maharashtra	Akola	Chana Dall	6400	Closed	Closed	6600
Chana	Maharashtra	Barshi	Chana Dall	5500	Closed	Closed	7400
Chana	Madhya Pradesh	Bhind	Chana Dall	7400	Closed	7500	7000
Masur	Uttar Pradesh	Kanpur	Masur (Bareilly)	7775	Closed	7825	5725
Masur	Uttar Pradesh	Kanpur	Masur Mill Quality Kanpur	7675	Closed	7725	5650
Masur	Madhya Pradesh	Gwalior	Masur	7100	Closed	7000	5500
Masur	Madhya Pradesh	Vidisha	Masur	6900	Closed	6800	5200
Masur	Madhya Pradesh	Ganj Basoda	Masur	7000	Closed	7000	5350
Masur	Madhya Pradesh	Katni	Masur	NR	Closed	7000	5200
Masur	Uttar Pradesh	Jhansi	Masur	NA	NA	6500	NA
Masur	Bihar	Patna	Masur	7600	Closed	7650	NR

Pulses	State	Market	Pulses Variety/Origin (Rs in Qtl)	11-Nov-21	3-Nov-21	11-Oct-21	11-Nov-20
Masur	Chhattisgarh	Raipur	Masur	7500	Closed	7450	5200
Masur	Madhya Pradesh	Ashok Nagar	Masur Desi	6800	Closed	NR	5100
Masur	Madhya Pradesh	Pipariya	Masur Desi	6500	Closed	7000	5200
Masur	Madhya Pradesh	Neemuch	Masur Desi	6000	Closed	NA	Closed
Masur	Madhya Pradesh	Indore	Masur Medium (barik)	7150	Closed	7350	5250
Masur	Madhya Pradesh	Dabra	Masur Medium	NA	Closed	NA	NA
Masur	Madhya Pradesh	Rajgarh	Masur Medium	NR	Closed	Closed	NR
Masur	Jharkhand	Jamshedpur	Masur Dall Malka	NR	NR	NR	NR
Masur	Madhya Pradesh	Gwalior	Masur Dall Malka	8500	Closed	8500	6300
Masur	Madhya Pradesh	Indore	Masur Dall (Medium)	8900	Closed	8800	6400
Masur	Delhi	Delhi	Masur Dall Choti	8600	8600	8700	6900
Masur	Delhi	Delhi	Masur Badi /Malka dal	8500	8500	8600	6550
Masur	Delhi	Delhi	Masur Canadian	7350	7375	7475	5375
Masur	West Bengal	Kolkatta	Masur (Canada)	7300	Closed	7500	5300
Masur	Tamil Nadu	Chennai	Yellow Lentil (Canada Laird No.1)	NR	Closed	NR	11700
Masur	Tamil Nadu	Chennai	Yellow Lentil (Canada Laird No.2)	NR	Closed	NR	11500
Masur	Tamil Nadu	Chennai	Yellow Lentil (Canada Laird No.3)	NR	Closed	NR	11300
Masur	Madhya Pradesh	Indore	Masur Mota Masra	7200	Closed	7400	5300
Masur	Madhya Pradesh	Indore	Masur Chota (FAQ)	7175	Closed	7375	5275
Masur	Maharashtra	Mumbai	Masur (Canada)(Container)	7225	Closed	7400	5200
Masur	Maharashtra	Mumbai	Masur Vessel	7250	Closed	NA	5100
Masur	Delhi	Delhi	Masur (Kotaline)	7600	7675	7700	5650

Pulses	State	Market	Pulses Variety/Origin (Rs in Qtl)	11-Nov-21	3-Nov-21	11-Oct-21	11-Nov-20
Masur	Delhi	Delhi	Masur (Sikri Line)	7750	7750	7800	6500
Masur	Delhi	Delhi	Masur Chanti-Export Quality	8800	9000	9000	8000
Masur	Madhya Pradesh	Bina	Masur Kali	NA	NA	NA	Closed
Moong	Maharashtra	Mumbai	Moong Annaseva (Burma) in \$/t	920	Closed	930	NA
Moong	Maharashtra	Mumbai	Moong Pedishewa/Pedisheva/(Burma) in \$/t	900	Closed	1000	NA
Moong	Maharashtra	Mumbai	Moong Pokako/Pakaku (Burma) in \$/t	1000	Closed	1030	NA
Moong	Maharashtra	Mumbai	Moong (Tanzania)	6500	Closed	6300	NA
Moong	Delhi	Delhi	Moong (Kanpur-U.P.)	NA	NA	NA	NA
Moong	Delhi	Delhi	Moong Desi (Merta City-Raj)	7000	7000	7000	7800
Moong	Delhi	Delhi	Moong (Mertacity Polish-Raj)	NA	NA	NA	NA
Moong	Karnataka	Gulbarga	Moong FAQ	NA	Closed	6500	Closed
Moong	Uttar Pradesh	Kanpur	Moong (UP line)	6800	Closed	6800	8000
Moong	Maharashtra	Akola	Moong	6800	Closed	Closed	7300
Moong	Maharashtra	Barshi	Moong	6000	Closed	Closed	6700
Moong	Maharashtra	Ahmednagar	Moong	7300	Closed	Closed	8500
Moong	Madhya Pradesh	Harda	Moong	7000	Closed	7150	8150
Moong	Rajasthan	Kekri	Moong	5400	Closed	6300	7000
Moong	Maharashtra	Latur	Moong	6800	Closed	Closed	Closed
Moong	Madhya Pradesh	Dabra	Moong	NA	Closed	NA	NA
Moong	Rajasthan	Sriganganagar	Moong	6800	Closed	6900	6800
Moong	Andhra Pradesh	Vijaywada	Moong	6500	Closed	6450	7800
Moong	Rajasthan	Ajmer	Moong Desi	6776	Closed	6600	7000

Pulses	State	Market	Pulses Variety/Origin (Rs in Qtl)	11-Nov-21	3-Nov-21	11-Oct-21	11-Nov-20
Moong	Uttar Pradesh	Hathras	Moong Desi	NA	NA	NA	NA
Moong	Madhya Pradesh	Pipariya	Moong Desi	6700	Closed	6800	7500
Moong	Maharashtra	Udgir	Moong Desi	7000	Closed	Closed	7800
Moong	Gujarat	Dahod	Moong (Chamki)	6800	Closed	6500	7000
Moong	Karnataka	Gulbarga	Moong (Chamki)	6800	Closed	6600	Closed
Moong	Madhya Pradesh	Indore	Moong (Chamki)	6800	Closed	6900	7700
Moong	Maharashtra	Jalgoan	Moong (Chamki)	7000	Closed	Closed	7800
Moong	Maharashtra	Jalna	Moong (Chamki)	6500	Closed	Closed	5700
Moong	Rajasthan	Jaipur	Moong (Chamki)	7400	Closed	7200	7800
Moong	Rajasthan	Merta	Moong Chilka	7000	Closed	7300	Closed
Moong	Rajasthan	Merta	Moong Mogar	6700	Closed	7000	Closed
Moong	Rajasthan	Merta	Moong Polish	7000	Closed	7300	Closed
Moong	Karnataka	Yadgir	Moong Polish	7000	NA	7080	Closed
Moong	Karnataka	Gulbarga	Moong Dall Mogar (Colourful Branded)	NA	Closed	8500	Closed
Moong	Rajasthan	Bikaner	Moong Dall Split (Average)	8500	Closed	8500	9500
Moong	Delhi	Delhi	Moong (Chilka Dal-Raj)	8500	8500	8500	9200
Moong	Delhi	Delhi	Moong Mogar Dall	8500	9000	9000	9200
Moong	Maharashtra	Akola	Moong Dall Mogar (bold)	8900	Closed	Closed	10000
Moong	Madhya Pradesh	Indore	Moong Dall Mogar	8600	Closed	8600	10000
Moong	Jharkhand	Jamshedpur	Moong Dall Mogar	NR	NR	NR	NR
Moong	Jharkhand	Jamshedpur	Moong Dal Mogar (Sortex)	NR	NR	NR	NR
Moong	Maharashtra	Mumbai	Moong Kenya	NA	Closed	NA	NA

Pulses	State	Market	Pulses Variety/Origin (Rs in Qtl)	11-Nov-21	3-Nov-21	11-Oct-21	11-Nov-20
Moong	Maharashtra	Mumbai	Moong Pokako/Pakkaku	NA	Closed	NA	NA
Moong	Maharashtra	Jalna	Moong Gauran	6200	Closed	Closed	6000
Moong	Karnataka	Sedam	Moong Green	NA	NA	NA	Closed
Moong	West Bengal	Kolkatta	Moong Pedishewa/Pedisheva	NA	Closed	NA	NA
Moth	Rajasthan	Jaipur	Moth	7500	Closed	7750	6300
Moth	Rajasthan	Nokha	Moth	7200	Closed	8000	5900
Moth	Rajasthan	Bhilwara	Moth	NA	NA	NA	NA
Pea	Maharashtra	Mumbai	Peas White/Yellow (America)	NA	Closed	NA	6300
Pea	Maharashtra	Mumbai	Peas Green (America)	NA	Closed	NA	NA
Pea	Uttar Pradesh	Kanpur	Peas White (Canada)	6100	Closed	5900	6500
Pea	Maharashtra	Mumbai	Peas White/Yellow (Canada)	NA	Closed	NA	6300
Pea	West Bengal	Kolkatta	Peas Yellow/White (Canada)	NA	Closed	NA	NA
Pea	Maharashtra	Mumbai	Peas Green (Canada)	NA	Closed	NA	NA
Pea	West Bengal	Kolkatta	Peas Green (Canada)	NA	Closed	NA	NA
Pea	West Bengal	Kolkatta	Peas Yellow/White (Russia)	NA	Closed	NA	NA
Pea	Maharashtra	Mumbai	Peas Yellow (Russia)	NA	Closed	NA	NA
Pea	Uttar Pradesh	Kanpur	Peas Desi	6200	Closed	6000	6700
Pea	Madhya Pradesh	Gwalior	Peas White	NA	Closed	NA	NA
Pea	Madhya Pradesh	Harpalpur	Peas White	NR	NR	NR	6500
Pea	Uttar Pradesh	Jhansi	Peas White	NA	NA	5700	NA
Pea	Madhya Pradesh	Dabra	Peas White	NA	Closed	NA	NA
Pea	Delhi	Delhi	Peas Green	11500	15000	11500	12500
Pea	Madhya Pradesh	Dabra	Peas Green	4900	Closed	5000	NA

Pulses	State	Market	Pulses Variety/Origin (Rs in Qtl)	11-Nov-21	3-Nov-21	11-Oct-21	11-Nov-20
Pea	Delhi	Delhi	Peas Yellow	8200	8000	8100	8200
Pea	Jharkhand	Jamshedpur	Peas Dall	NR	NR	NR	NR
Pea	Madhya Pradesh	Gwalior	Peas White Dall	NA	Closed	NA	NA
Tur	Maharashtra	Mumbai	Tur Lemon (Burma) in \$/t	775	Closed	830	NA
Tur	Tamil Nadu	Chennai	Tur Lemon (Burma) in \$/t	NA	Closed	NA	NA
Tur	Uttar Pradesh	Kanpur	Tur (MP)	6100	Closed	6350	6050
Tur	Uttar Pradesh	Kanpur	Tur (UP Line)	6200	Closed	6450	6150
Tur	Maharashtra	Nagpur	Tur (Mah.)	NA	Closed	Closed	Closed
Tur	Madhya Pradesh	Indore	Tur Mah. Origin	6200	Closed	6700	6500
Tur	Maharashtra	Jalna	Tur BDM	5800	Closed	Closed	5700
Tur	Maharashtra	Hinganghat	Tur	5960	Closed	Closed	6300
Tur	Maharashtra	Solapur	Tur	6350	Closed	6600	6500
Tur	Madhya Pradesh	Katni	Tur	NR	Closed	5800	5200
Tur	Madhya Pradesh	Bhind	Tur	4700	Closed	4800	4800
Tur	Madhya Pradesh	Dabra	Tur	NA	Closed	NA	NA
Tur	Chhattisgarh	Raipur	Tur	6550	Closed	6850	6550
Tur	Telangana	Warangal	Tur Desi	NA	NA	NA	5880
Tur	Andhra Pradesh	Dhone	Tur Desi	NA	NA	NA	NA
Tur	Madhya Pradesh	Morena	Tur Desi	NA	Closed	NA	NA
Tur	Madhya Pradesh	Pipariya	Tur Desi	6100	Closed	6550	6100
Tur	Karnataka	Gulbarga	Tur Red FAQ	6400	Closed	6600	Closed
Tur	Uttar Pradesh	Hathras	Tur Red Desi	NA	NA	NA	NA
Tur	Maharashtra	Jalna	Tur Red (Variety-Maruti)	NA	Closed	Closed	NA
Tur	Karnataka	Sedam	Tur Red	NA	NA	NA	Closed
Tur	Karnataka	Yadgir	Tur Red	5900	NA	6440	Closed

Pulses	State	Market	Pulses Variety/Origin (Rs in Qtl)	11-Nov-21	3-Nov-21	11-Oct-21	11-Nov-20
Tur	Maharashtra	Latur	Tur Red	6050	Closed	Closed	Closed
Tur	Maharashtra	Udgir	Tur Red	6600	Closed	Closed	6500
Tur	Maharashtra	Akola	Tur Red	6350	Closed	Closed	6600
Tur	Maharashtra	Amaravati	Tur Red	5900	Closed	Closed	Closed
Tur	Maharashtra	Ahmednagar	Tur Red	6100	Closed	Closed	6100
Tur	Maharashtra	Barshi	Tur Red	6000	Closed	Closed	5500
Tur	Gujarat	Dahod	Tur Red	5500	Closed	5700	5300
Tur	Karnataka	Yadgir	Tur White	NA	NA	NA	Closed
Tur	Gujarat	Dahod	Tur White	5700	Closed	6000	5700
Tur	Maharashtra	Ahmednagar	Tur White	6200	Closed	Closed	6200
Tur	Maharashtra	Barshi	Tur White	6000	Closed	Closed	6000
Tur	Maharashtra	Jalgaon	Tur White Desi	5600	Closed	Closed	6500
Tur	Maharashtra	Ahmednagar	Tur Black	6000	Closed	Closed	6000
Tur	Maharashtra	Jalna	Tur Black	NA	Closed	Closed	NA
Tur	Maharashtra	Barshi	Tur Black	5200	Closed	Closed	5000
Tur	Maharashtra	Latur	Tur White	NA	Closed	Closed	Closed
Tur	Maharashtra	Jalna	Tur White	5700	Closed	Closed	5500
Tur	Andhra Pradesh	Vijaywada	Tur Lemon	5900	Closed	6350	5800
Tur	Tamil Nadu	Chennai	Tur Lemon	6000	Closed	6200	6100
Tur	West Bengal	Kolkatta	Tur Lemon (Burma)	NA	Closed	NA	NA
Tur	Delhi	Delhi	Tur Lemon (Burma)	6300	6400	6500	6150
Tur	Maharashtra	Mumbai	Tur Lemon (Burma)	5850	Closed	6225	6200
Tur	Jharkhand	Jamshedpur	Tur Dall	NR	NR	NR	NR
Tur	Maharashtra	Jalgaon	Tur Dall	8600	Closed	Closed	9300

Pulses	State	Market	Pulses Variety/Origin (Rs in Qtl)	11-Nov-21	3-Nov-21	11-Oct-21	11-Nov-20
Tur	Madhya Pradesh	Bhind	Tur Dall	9500	Closed	9800	11800
Tur	Madhya Pradesh	Pipariya	Tur Dall (Non-Sortex)	9500	Closed	10000	11000
Tur	Maharashtra	Akola	Tur Dall Sava no.	8500	Closed	Closed	8700
Tur	Maharashtra	Barshi	Tur Dall Sava no.	8100	Closed	Closed	8700
Tur	Karnataka	Gulbarga	Tur Sava No. Dall	8600	Closed	8800	Closed
Tur	Maharashtra	Akola	Tur Dall Phatka	8900	Closed	Closed	9300
Tur	Maharashtra	Barshi	Tur Dall Phatka	9000	Closed	Closed	9800
Tur	Maharashtra	Latur	Tur Dall Phatka	8900	Closed	Closed	Closed
Tur	Madhya Pradesh	Indore	Tur Dall Phatka (General)	8500	Closed	8800	10000
Tur	Karnataka	Gulbarga	Tur Dall Pathka (Sortex)	9900	Closed	9950	Closed
Tur	Karnataka	Gulbarga	Tur Dall Phatka (Non Sortex)	9550	Closed	9450	Closed
Tur	Maharashtra	Latur	Tur Sava Dall	8400	Closed	Closed	Closed
Urad	Maharashtra	Mumbai	Urad FAQ (Burma) in \$/t	880	Closed	930	NA
Urad	Tamil Nadu	Chennai	Urad FAQ (Burma) in \$/t	NA	Closed	NA	NA
Urad	Tamil Nadu	Chennai	Urad SQ (Burma) in \$/t	NA	Closed	NA	NA
Urad	Maharashtra	Mumbai	Urad SQ (Burma) in \$/t	980	Closed	1090	NA
Urad	West Bengal	Kolkatta	Urad FAQ (Burma)	6800	Closed	6900	7650
Urad	Maharashtra	Mumbai	Urad FAQ (Burma)	6675	Closed	7075	7550
Urad	Madhya Pradesh	Indore	Urad (Mah. origin)	7100	Closed	7200	7500
Urad	Madhya Pradesh	Indore	Urad	7100	Closed	7200	7500
Urad	Madhya Pradesh	Harpalpur	Urad	NR	NR	NR	6000
Urad	Madhya Pradesh	Ganjbasa da	Urad	6500	Closed	6200	6500
Urad	Rajasthan	Jaipur	Urad	7000	Closed	7100	7900
Urad	Rajasthan	Kekri	Urad	6000	Closed	7000	6800
Urad	Rajasthan	Bundi	Urad	6700	Closed	6200	6800
Urad	Maharashtra	Ahmednagar	Urad	7000	Closed	Closed	7600

Pulses	State	Market	Pulses Variety/Origin (Rs in Qtl)	11-Nov-21	3-Nov-21	11-Oct-21	11-Nov-20
Urad	Maharashtra	Barshi	Urad	7000	Closed	Closed	7000
Urad	Maharashtra	Jalna	Urad	6000	Closed	Closed	6500
Urad	Maharashtra	Latur	Urad	7000	Closed	Closed	Closed
Urad	Uttar Pradesh	Jhansi	Urad	NA	NA	6500	NA
Urad	Karnataka	Sedam	Urad	NA	NA	NA	Closed
Urad	Gujarat	Dahod	Urad	6800	Closed	7000	6500
Urad	Madhya Pradesh	Ashok Nagar	Urad Desi	6500	Closed	NR	NA
Urad	Madhya Pradesh	Neemuch	Urad Desi	7100	Closed	NA	Closed
Urad	Madhya Pradesh	Pipariya	Urad Desi	NA	Closed	NA	NA
Urad	Rajasthan	Ramganj	Urad Desi	NA	Closed	6350	7000
Urad	Rajasthan	Bhilwara	Urad Desi	NA	NA	NA	NA
Urad	Maharashtra	Jalgoan	Urad Desi	7200	Closed	Closed	7500
Urad	Maharashtra	Udgir	Urad Desi	7000	Closed	Closed	7800
Urad	Maharashtra	Akola	Urad Desi	7000	Closed	Closed	7400
Urad	Uttar Pradesh	Kanpur	Urad Desi	7000	Closed	7000	7000
Urad	Telangana	Adilabad	Urad Desi	NA	NA	NA	NA
Urad	Telangana	Warangal	Urad Desi	NA	NA	NA	NA
Urad	Delhi	Delhi	Urad Desi	6800	6800	7000	7400
Urad	Karnataka	Gulbarga	Urad FAQ	7100	Closed	6800	Closed
Urad	Delhi	Delhi	Urad FAQ	7025	7000	7200	7700
Urad	Tamil Nadu	Chennai	Urad FAQ (Chota Dana)	6750	Closed	6900	7700
Urad	Delhi	Delhi	Urad SQ	7700	7700	8200	9100
Urad	Tamil Nadu	Chennai	Urad SQ	7300	Closed	7900	8700
Urad	Andhra Pradesh	Vijaywada	Urad (Polish)	7700	Closed	7800	8000
Urad	Andhra Pradesh	Guntur	Urad (Polish)	NR	NR	NR	7600
Urad	Andhra Pradesh	Guntur	Urad (Unpolish)	NR	NR	NR	7300
Urad	Andhra Pradesh	Vijaywada	Urad Sada(Bada)	7500	Closed	7600	7800

Pulses	State	Market	Pulses Variety/Origin (Rs in Qtl)	11-Nov-21	3-Nov-21	11-Oct-21	11-Nov-20
Urad	Andhra Pradesh	Guntur	Urad Gota Branded	NR	NR	NR	10500
Urad	Madhya Pradesh	Dabra	Urad Kali	6000	Closed	6000	6500
Urad	Madhya Pradesh	Dabra	Urad Lal	10000	Closed	10000	11000
Urad	Madhya Pradesh	Dabra	Urad Rangoli	10000	Closed	10000	11000
Urad	Madhya Pradesh	Bina	Urad (Black and Brown)	NA	NA	NA	Closed
Urad	Madhya Pradesh	Indore	Urad Dall Mogar (General-Average)	10000	Closed	10000	11000
Urad	Rajasthan	Bikaner	Urad Dall Split (Average)	9000	Closed	9400	10000
Urad	Jharkhand	Jamshedpur	Urad Dall Mogar	NR	NR	NR	NR
Urad	Karnataka	Gulbarga	Urad Dall Mogar (Local branded)	NA	Closed	9800	Closed
Urad	Andhra Pradesh	Guntur	Urad Dall (Branded)	NR	NR	NR	10500

Pulses Weekly Arrival

Pulses	State	Market	Pulses Weekly Arrivals	11-Nov-21	3-Nov-21	11-Oct-21	11-Nov-20
Chana	Delhi	Delhi	Chana Both(MP and Raj. Origin) in Motors/trucks	35	10	40	20
Chana	Rajasthan	Ramganj	Chana (Both Desi and kantewala) in Qtls.	NA	Closed	200	250
Chana	Madhya Pradesh	Indore	Chana Kantewala/Katawala in Qtls.	1000	Closed	1000	1200
Chana	Madhya Pradesh	Dewas	Chana Kantewala/Katawala in Qtls.	NR	Closed	600	1000
Chana	Madhya Pradesh	Neemuch	Chana Kantewala/Katawala in Qtls.	1700	Closed	NA	Closed
Chana	Madhya Pradesh	Rajgarh	Chana Kantewala/Katawala in Qtls.	NR	Closed	Closed	NR
Chana	Madhya Pradesh	Dabra	Kabuli Chana in Qtls.	NA	Closed	NA	NA
Chana	Madhya Pradesh	Bhind	Chana Desi in Qtls.	30	Closed	30	35
Chana	Madhya Pradesh	Bina	Chana Desi in Qtls.	NA	NA	NA	Closed
Chana	Madhya Pradesh	Dabra	Chana Desi in Qtls.	NA	Closed	NA	NA

Pulses	State	Market	Pulses Weekly Arrivals	11-Nov-21	3-Nov-21	11-Oct-21	11-Nov-20
Chana	Madhya Pradesh	Dabra	Chana Dall in Qtls.	NA	Closed	NA	NA
Chana	Madhya Pradesh	Ganjbasoda	Chana Desi in Qtls.	800	Closed	2000	1000
Chana	Madhya Pradesh	Gwalior	Chana Desi in Qtls.	NA	Closed	NA	NA
Chana	Madhya Pradesh	Harda	Chana Desi in Qtls.	200	Closed	50	NA
Chana	Madhya Pradesh	Morena	Chana Desi in Qtls.	NA	Closed	NA	NA
Chana	Madhya Pradesh	Pipariya	Chana Desi in Qtls.	2000	Closed	1000	1200
Chana	Madhya Pradesh	AsokNagar	Chana Desi in Qtls.	1200	Closed	NR	1200
Chana	Madhya Pradesh	Katni	Chana Desi in Qtls.	NR	Closed	2000	1000
Chana	Rajasthan	Bundi	Chana Desi in Qtls.	100	Closed	20	100
Chana	Rajasthan	Ajmer	Chana Desi in Qtls.	200	Closed	500	200
Chana	Rajasthan	Alwar	Chana Desi in Qtls.	NA	NA	NA	50
Chana	Rajasthan	Kekri	Chana Desi in Qtls.	300	Closed	300	600
Chana	Rajasthan	Sriganganagar	Chana Desi in Qtls.	150	Closed	100	100
Chana	Maharashtra	Amaravati	Chana Desi in Qtls.	500	Closed	Closed	Closed
Chana	Maharashtra	Barshi	Chana Desi in Qtls.	200	Closed	Closed	200
Chana	Maharashtra	Jalgoan	Chana Desi in Qtls.	100	Closed	Closed	100
Chana	Uttar Pradesh	Jhansi	Chana Desi in Qtls.	NA	NA	100	NA
Chana	Andhra Pradesh	Vijaywada	Chana Desi in Qtls.	200	Closed	100	100
Chana	Maharashtra	Hinganghat	Chana Desi in Qtls.	200	Closed	Closed	50
Chana	Madhya Pradesh	Ujjain	Chana in Qtls.	200	Closed	150	200
Chana	Maharashtra	Amednagar	Chana in Qtls.	1000	Closed	Closed	500
Chana	Maharashtra	Akola	Chana in Qtls.	500	Closed	Closed	200

Pulses	State	Market	Pulses Weekly Arrivals	11-Nov-21	3-Nov-21	11-Oct-21	11-Nov-20
Chana	Maharashtra	Nagpur	Chana in Qtls.	600	Closed	Closed	Closed
Chana	Karnataka	Sedam	Chana in Qtls.	NA	NA	NA	Closed
Chana	Chhattisgarh	Raipur	Chana in Qtls.	500	Closed	500	200
Chana	Maharashtra	Jalna	Chana Gauran in Qtls.	200	Closed	Closed	200
Chana	Maharashtra	Jalna	Chana Pila in Qtls.	50	Closed	Closed	100
Chana	Maharashtra	Latur	Chana Mixed (Mill) in Qtls.	1000	Closed	Closed	Closed
Chana	Maharashtra	Nanded	Chana Annagri in Qtls.	NR	Closed	Closed	1000
Chana	Maharashtra	Solapur	Chana Annagiri in Qtls.	200	Closed	100	1500
Chana	Maharashtra	Udgir	Chana Annagiri in Qtls.	500	Closed	Closed	300
Chana	Karnataka	Gulbarga	Chana Annagiri in Qtls.	500	Closed	100	Closed
Masur	Uttar Pradesh	Jhansi	Masur in Qtls.	NA	NA	150	NA
Masur	Bihar	Patna	Masur in Qtls.	NA	Closed	NA	NR
Masur	Chhattisgarh	Raipur	Masur in Qtls.	500	Closed	500	200
Masur	Madhya Pradesh	Gwalior	Masur in Qtls.	NA	Closed	NA	NA
Masur	Madhya Pradesh	Bina	Masur Kali in Qtls.	NA	NA	NA	Closed
Masur	Madhya Pradesh	Dabra	Masur Medium in Qtls.	NA	Closed	NA	NA
Masur	Madhya Pradesh	Rajgarh	Masur Medium in Qtls.	NR	Closed	Closed	NR
Masur	Madhya Pradesh	Indore	Masur Medium (Barik) in Qtls.	500	Closed	600	500
Masur	Madhya Pradesh	AsokNagar	Masur Desi in Qtls.	250	Closed	NR	150
Masur	Madhya Pradesh	Pipariya	Masur Desi in Qtls.	30	Closed	30	50
Masur	Madhya Pradesh	GanjBasoda	Masur Desi in Qtls.	800	Closed	800	400
Masur	Madhya Pradesh	Vidisha	Masur Desi in Qtls.	200	Closed	50	50

Pulses	State	Market	Pulses Weekly Arrivals	11-Nov-21	3-Nov-21	11-Oct-21	11-Nov-20
Masur	Madhya Pradesh	Katni	Masur Desi in Qtls.	NR	Closed	80	200
Masur	Madhya Pradesh	Neemuch	Masur Desi in Qtls.	40	Closed	NA	Closed
Masur	Rajasthan	Bhilwara	Masur Desi in Qtls.	NA	NA	NA	NA
Moong	Rajasthan	Ajmer	Moong Desi in Qtls.	2706	Closed	2500	300
Moong	Rajasthan	Merta City	Moong Desi in Qtls.	15000	Closed	5000	Closed
Moong	Maharashtra	Udgir	Moong Desi in Qtls.	700	Closed	Closed	700
Moong	Madhya Pradesh	Pipariya	Moong Desi in Qtls.	3500	Closed	2000	4000
Moong	Uttar Pradesh	Hathras	Moong Desi in Qtls.	NA	NA	NA	NA
Moong	Rajasthan	Sriganganagar	Moong in Qtls.	1000	Closed	1000	500
Moong	Rajasthan	Kekri	Moong in Qtls.	400	Closed	800	1000
Moong	Andhra Pradesh	Vijaywada	Moong in Qtls.	300	Closed	200	200
Moong	Maharashtra	Akola	Moong in Qtls.	100	Closed	Closed	300
Moong	Maharashtra	Barshi	Moong in Qtls.	500	Closed	Closed	300
Moong	Maharashtra	Latur	Moong in Qtls.	500	Closed	Closed	Closed
Moong	Madhya Pradesh	Harda	Moong in Qtls.	400	Closed	1500	2500
Moong	Maharashtra	Jalgaon	Moong Chamki in Qtls.	50	Closed	Closed	400
Moong	Maharashtra	Jalna	Moong Chamki in Qtls.	50	Closed	Closed	100
Moong	Karnataka	Gulbarga	Moong Chamki in Qtls.	1000	Closed	3000	Closed
Moong	Madhya Pradesh	Indore	Moong Chamki in Qtls.	500	Closed	600	500
Moong	Maharashtra	Amednagar	Moong (Polish) in Qtls.	200	Closed	Closed	500
Moong	Karnataka	Yadgir	Moong Polish in Qtls.	1800	NA	1810	Closed
Moong	Maharashtra	Jalna	Moong Gauran in Qtls.	50	Closed	Closed	50

Pulses	State	Market	Pulses Weekly Arrivals	11-Nov-21	3-Nov-21	11-Oct-21	11-Nov-20
Moong	Karnataka	Sedam	Moong Green in Qtls.	NA	NA	NA	Closed
Moong	Karnataka	Gulbarga	Moong FAQ in Qtls.	NA	Closed	950	Closed
Moong	Uttar Pradesh	Kanpur	Moong (UP line) in Qtls.	60	Closed	100	NA
Moth	Rajasthan	Nokha	Moth in Qtls.	6000	Closed	2000	5000
Peas	Madhya Pradesh	Dabra	Peas White in Qtls.	NA	Closed	NA	NA
Peas	Madhya Pradesh	Harpalpur	Peas White in Qtls.	NR	NR	NR	NA
Peas	Uttar Pradesh	Jhansi	Peas White in Qtls.	NA	NA	200	NA
Tur	Karnataka	Sedam	Tur Red in Qtls.	NA	NA	NA	Closed
Tur	Karnataka	Yadgir	Tur Red in Qtls.	300	NA	50	Closed
Tur	Uttar Pradesh	Hathras	Tur Red in Qtls.	NA	NA	NA	NA
Tur	Maharashtra	Akola	Tur Red in Qtls.	500	Closed	Closed	200
Tur	Maharashtra	Amaravati	Tur Red in Qtls.	1200	Closed	Closed	Closed
Tur	Maharashtra	Latur	Tur Red in Qtls.	500	Closed	Closed	Closed
Tur	Maharashtra	Udgir	Tur Red in Qtls.	400	Closed	Closed	300
Tur	Karnataka	Yadgir	Tur White in Qtls.	NA	NA	NA	Closed
Tur	Maharashtra	Jalgoan	Tur white in Qtls.	75	Closed	Closed	200
Tur	Maharashtra	Jalna	Tur White in Qtls.	50	Closed	Closed	100
Tur	Maharashtra	Latur	Tur White in Qtls.	NA	Closed	Closed	Closed
Tur	Maharashtra	Jalna	Tur BDM in Qtls.	10	Closed	Closed	50
Tur	Maharashtra	Jalna	Tur Red (Variety-Maruti) in Qtls.	NA	Closed	Closed	NA
Tur	Madhya Pradesh	Indore	Tur Mah. Origin in Qtls.	500	Closed	600	500
Tur	Madhya Pradesh	Morena	Tur Desi in Qtls.	NA	Closed	NA	NA
Tur	Madhya Pradesh	Pipariya	Tur Desi in Qtls.	400	Closed	1000	200

Pulses	State	Market	Pulses Weekly Arrivals	11-Nov-21	3-Nov-21	11-Oct-21	11-Nov-20
Tur	Madhya Pradesh	Katni	Tur Desi in Qtls.	NR	Closed	30	50
Tur	Madhya Pradesh	Bhind	Tur in Qtls.	50	Closed	50	50
Tur	Madhya Pradesh	Dabra	Tur in Qtls.	NA	Closed	NA	NA
Tur	Maharashtra	Amednagar	Tur in Qtls.	500	Closed	Closed	300
Tur	Maharashtra	Barshi	Tur in Qtls.	300	Closed	Closed	300
Tur	Maharashtra	Solapur	Tur in Qtls.	500	Closed	400	1000
Tur	Maharashtra	Hinganghat	Tur in Qtls.	600	Closed	Closed	100
Tur	Chhattisgarh	Raipur	Tur in Qtls.	500	Closed	600	200
Urad	Madhya Pradesh	AsokNagar	Urad Desi in Qtls.	150	Closed	NR	NA
Urad	Madhya Pradesh	Neemuch	Urad Desi in Qtls.	350	Closed	NA	Closed
Urad	Maharashtra	Akola	Urad Desi in Qtls.	100	Closed	Closed	300
Urad	Maharashtra	Jalgaon	Urad Desi in Qtls.	50	Closed	Closed	300
Urad	Maharashtra	Udgir	Urad Desi in Qtls.	800	Closed	Closed	800
Urad	Rajasthan	Bhilwara	Urad Desi in Qtls.	NA	NA	NA	NA
Urad	Rajasthan	Ramganj	Urad Desi in Qtls.	NA	Closed	100	200
Urad	Madhya Pradesh	Bina	Urad in Qtls.	NA	NA	NA	Closed
Urad	Madhya Pradesh	Ganjbasoda	Urad in Qtls.	1500	Closed	4000	300
Urad	Madhya Pradesh	Harpalpur	Urad in Qtls.	NR	NR	NA	25
Urad	Madhya Pradesh	Pipariya	Urad in Qtls.	NA	Closed	NA	NA
Urad	Rajasthan	Bundi	Urad in Qtls.	250	Closed	20	100
Urad	Rajasthan	Kekri	Urad in Qtls.	500	Closed	500	800
Urad	Maharashtra	Amednagar	Urad in Qtls.	1500	Closed	Closed	500
Urad	Maharashtra	Barshi	Urad in Qtls.	5000	Closed	Closed	300

Pulses	State	Market	Pulses Weekly Arrivals	11-Nov-21	3-Nov-21	11-Oct-21	11-Nov-20
Urad	Maharashtra	Jalna	Urad in Qtls.	50	Closed	Closed	200
Urad	Maharashtra	Latur	Urad in Qtls.	600	Closed	Closed	Closed
Urad	Uttar Pradesh	Jhansi	Urad in Qtls.	NA	NA	1000	NA
Urad	Karnataka	Sedam	Urad in Qtls.	NA	NA	NA	Closed
Urad	Madhya Pradesh	Dabra	Urad Kali in Qtls.	600	Closed	125	200
Urad	Madhya Pradesh	Dabra	Urad Lal in Qtls.	300	Closed	100	NA
Urad	Madhya Pradesh	Dabra	Urad Rangoli in Qtls.	300	Closed	100	400
Urad	Madhya Pradesh	Indore	Urad (Mah. origin) in Qtls.	500	Closed	600	500
Urad	Karnataka	Gulbarga	Urad FAQ in Qtls.	1000	Closed	2000	Closed
Urad	Andhra Pradesh	Vijaywada	Urad (Polis) in Qtls.	600	Closed	600	700

Gram Dal Wholesale Prices (Rs./Qtl.)			
Date	11-Nov-21	3-Nov-21	11-Oct-21
Centre	Gram Dal	Gram Dal	Gram Dal
NORTH ZONE			
CHANDIGARH	6650	NR	6500
DELHI	6100	6100	6100
HISAR	6500	6500	6500
KARNAL	NR	NR	NR
PANCHKULA	6800	6500	6500
GURGAON	NR	5850	5850
SHIMLA	6850	6850	6850
MANDI	6700	6700	6700
DHARAMSHALA	6800	6800	6800
SOLAN	6500	6500	6500
UNA	6300	6300	6600
SRINAGAR	7200	7200	7200
JAMMU	6500	6500	6700
POONCH	7650	7600	7850
AMRITSAR	6100	6100	6100

Gram Dal Wholesale Prices (Rs./Qtl.)			
Date	11-Nov-21	3-Nov-21	11-Oct-21
Centre	Gram Dal	Gram Dal	Gram Dal
LUDHIANA	6200	6300	6300
BATHINDA	6050	5900	6100
LUCKNOW	NR	6720	6690
KANPUR	6600	6300	6500
VARANASI	6700	6700	6800
AGRA	6570	6570	6550
JHANSI	6370	6380	6000
MEERUT	7200	NR	7000
ALLAHABAD	6500	6500	6300
GORAKHPUR	6000	6000	6200
DEHRADUN	NR	NR	NR
HALDWANI	NR	NR	NR
RUDRAPUR	NR	NR	NR
HARIDWAR	NR	NR	NR
WEST ZONE			
RAIPUR	NR	NR	NR
DURG	6700	6800	6700
AMBIKAPUR	NR	NR	7150
BILASPUR	6400	NR	7400
JAGDALPUR	6400	6500	6600
PANAJI	7100	7100	7100
AHMEDABAD	6900	6900	6300
RAJKOT	6735	6630	6530
SURAT	6600	6500	6500
BHUJ	NR	6400	6400
BHOPAL	6090	6096	6093
INDORE	6140	6110	6390
GWALIOR	6400	6300	6800
JABALPUR	NR	9500	8700
REWA	5500	5500	5500
SAGAR	5825	6150	6200
JHABUA	7200	7050	7420
HOSHANGABAD	6800	6500	7200
SHAHNOL	6750	7200	7100
UJJAIN	6190	6190	6580

Gram Dal Wholesale Prices (Rs./Qtl.)			
Date	11-Nov-21	3-Nov-21	11-Oct-21
Centre	Gram Dal	Gram Dal	Gram Dal
MUMBAI	6500	6500	6900
NAGPUR	7100	7100	7000
PUNE	6400	6400	NR
NASHIK	6700	6700	6500
JAIPUR	6200	6300	NR
JODHPUR	NR	NR	6000
KOTA	7200	NR	7200
UDAIPUR	6650	6650	6650
EAST ZONE			
PATNA	6600	6600	6500
BHAGALPUR	7100	7000	7250
PURNIA	6200	6200	6300
DARBHANGA	6200	6600	6600
GAYA	7100	7100	7100
MUZZAFARPUR	6200	6350	6600
RANCHI	NR	6800	6700
BHUBANESHWAR	6700	6700	6800
CUTTACK	6600	6600	6600
SAMBALPUR	6300	6400	6500
ROURKELA	6500	6500	6600
BERHAMPUR	NR	7000	6500
JEYPORE	NR	6700	6700
BALASORE	6700	6900	6900
BARIPADA	6400	6600	6400
BALANGIR	NR	NR	6700
KOLKATA	6400	6500	6650
SILIGURI	8250	NR	8290
PURULIA	6400	7400	6800
KHARAGPUR	6800	6700	NR
RAMPURHAT	7050	7050	7050
MALDA	NR	7800	7800
RAIGANJ	7300	7300	7300
NORTH EAST ZONE			
PORT BLAIR	7800	NR	7800
MAYABUNDER	8600	NR	8600

Gram Dal Wholesale Prices (Rs./Qtl.)			
Date	11-Nov-21	3-Nov-21	11-Oct-21
Centre	Gram Dal	Gram Dal	Gram Dal
ITANAGAR	7800	7800	NR
GUWAHATI	6700	6300	6800
IMPHAL	NR	NR	NR
SHILLONG	6800	7200	7200
TURA	7600	7600	7600
JOWAI	7200	7200	6500
AIZAWL	NR	NR	NR
DIMAPUR	7200	7200	NR
GANGTOK	8000	8000	8000
AGARTALA	NR	NR	NR
SOUTH ZONE			
VIJAYWADA	NR	6650	6650
VISAKHAPATNAM	6700	6800	6800
KURNOOL	6500	6500	6600
TIRUPATHI	6600	6600	6600
BENGALURU	6700	6700	6500
DHARWAD	6500	NR	6750
MANGALORE	6800	7000	7000
MYSORE	NR	7200	7200
T.PURAM	7100	7100	7100
ERNAKULAM	7500	7500	7500
KOZHIKODE	7000	7000	7000
THRISSUR	6900	6900	7300
PALAKKAD	7200	7200	7200
WAYANAD	7200	7200	7200
PUDUCHERRY	NR	NR	NR
CHENNAI	6900	6900	6700
DINDIGUL	7100	7100	6950
THIRUCHIRAPALLI	6900	6900	7200
COIMBATORE	7400	7400	7150
TIRUNELVELI	7500	7500	7500
CUDDALORE	7200	7200	7000
DHARMAPURI	6700	6700	6800
VELLORE	7300	7300	NR
RAMANATHAPURAM	7000	7000	7100

Gram Dal Wholesale Prices (Rs./Qtl.)			
Date	11-Nov-21	3-Nov-21	11-Oct-21
Centre	Gram Dal	Gram Dal	Gram Dal
HYDERABAD	6400	6400	6400
KARIMNAGAR	6300	6200	6050
WARANGAL	NR	NR	7500
ADILABAD	NR	NR	NR
SURYAPET	6600	6700	NR
JADCHERLA	7200	7200	7100

Tur Arhar Wholesale Prices (Rs./Qtl.)			
Date	11-Nov-21	3-Nov-21	11-Oct-21
Centre	Tur/ Arhar Dal	Tur/ Arhar Dal	Tur/ Arhar Dal
NORTH ZONE			
CHANDIGARH	10800	NR	9950
DELHI	9000	9100	9150
HISAR	9500	9500	9500
KARNAL	NR	NR	NR
PANCHKULA	8500	10000	9500
GURGAON	NR	8800	8800
SHIMLA	10200	10200	10000
MANDI	10150	10360	10800
DHARAMSHALA	10500	10500	10500
SOLAN	10200	10200	10200
UNA	9800	9800	10200
SRINAGAR	10500	9900	10500
JAMMU	9600	9500	9700
POONCH	10200	10200	10200
AMRITSAR	9000	9000	9500
LUDHIANA	9000	9000	9400
BATHINDA	9100	9100	9300
LUCKNOW	NR	8990	9280
KANPUR	10100	9900	10200
VARANASI	9200	9200	9450
AGRA	9680	9680	9600
JHANSI	9350	9350	9350
MEERUT	9200	NR	9000
ALLAHABAD	9400	9350	9400

Tur Arhar Wholesale Prices (Rs./Qtl.)			
Date	11-Nov-21	3-Nov-21	11-Oct-21
Centre	Tur/ Arhar Dal	Tur/ Arhar Dal	Tur/ Arhar Dal
GORAKHPUR	8500	8500	8500
DEHRADUN	NR	NR	NR
HALDWANI	NR	NR	NR
RUDRAPUR	NR	NR	NR
HARIDWAR	NR	NR	NR
WEST ZONE			
RAIPUR	NR	NR	NR
DURG	8800	8800	8700
AMBIKAPUR	NR	NR	9650
BILASPUR	9300	NR	9400
JAGDALPUR	7000	NR	6700
PANAJI	9350	9350	9350
AHMEDABAD	9200	9200	9200
RAJKOT	9800	10000	9300
SURAT	9600	9600	9600
BHUJ	NR	8500	9000
BHOPAL	9180	9185	9183
INDORE	9320	9290	9140
GWALIOR	9500	9400	10000
JABALPUR	NR	12300	11800
REWA	9350	9350	9350
SAGAR	9130	9250	9525
JHABUA	10200	10000	10110
HOSHANGABAD	10200	10200	10100
SHAHNOL	9000	9400	9450
UJJAIN	9200	9200	9300
MUMBAI	9000	9000	10500
NAGPUR	9000	9000	9000
PUNE	9300	9300	NR
NASHIK	9300	9300	9200
JAIPUR	9200	9500	NR
JODHPUR	NR	NR	9000
KOTA	9800	NR	9800
UDAIPUR	9000	9000	9000
EAST ZONE			

Tur Arhar Wholesale Prices (Rs./Qtl.)			
Date	11-Nov-21	3-Nov-21	11-Oct-21
Centre	Tur/ Arhar Dal	Tur/ Arhar Dal	Tur/ Arhar Dal
PATNA	9000	9000	9100
BHAGALPUR	10100	10200	10150
PURNIA	9300	9300	9600
DARBHANGA	8500	9300	9000
GAYA	10000	10500	10500
MUZZAFARPUR	9000	9100	9350
RANCHI	NR	9500	9700
BHUBANESHWAR	9600	9600	9600
CUTTACK	9500	9500	9500
SAMBALPUR	9200	9500	9600
ROURKELA	9000	9100	9500
BERHAMPUR	NR	9500	9200
JEYPORE	NR	9200	9200
BALASORE	10200	10500	10400
BARIPADA	9200	9000	9400
BALANGIR	NR	NR	9300
KOLKATA	9000	9200	9800
SILIGURI	7450	NR	7490
PURULIA	9400	9400	9000
KHARAGPUR	9200	9000	NR
RAMPURHAT	10050	10050	10050
MALDA	NR	11500	11500
RAIGANJ	11000	11000	11000
NORTH EAST ZONE			
PORT BLAIR	10200	NR	10400
MAYABUNDER	10500	NR	10500
ITANAGAR	8400	8400	NR
GUWAHATI	9600	9900	10200
IMPHAL	NR	NR	NR
SHILLONG	8000	7500	7500
TURA	11000	11000	11000
JOWAI	9200	9200	9200
AIZAWL	NR	NR	NR
DIMAPUR	10600	10600	NR
GANGTOK	11000	11000	11000

Tur Arhar Wholesale Prices (Rs./Qtl.)			
Date	11-Nov-21	3-Nov-21	11-Oct-21
Centre	Tur/ Arhar Dal	Tur/ Arhar Dal	Tur/ Arhar Dal
AGARTALA	10500	NR	NR
SOUTH ZONE			
VIJAYWADA	NR	8700	9300
VISAKHAPATNAM	9000	9000	9200
KURNOOL	9000	9200	9000
TIRUPATHI	9300	9300	9300
BENGALURU	9500	9500	9600
DHARWAD	9500	NR	9200
MANGALORE	9100	9600	9600
MYSORE	NR	NR	10900
T.PURAM	10000	10000	9900
ERNAKULAM	10200	10200	10200
KOZHIKODE	9500	9500	10000
THRISSUR	8800	8800	9000
PALAKKAD	10000	10000	10000
WAYANAD	10200	10200	10200
PUDUCHERRY	NR	NR	NR
CHENNAI	9200	9600	9500
DINDIGUL	9900	9900	10050
THIRUCHIRAPALLI	10000	10000	10000
COIMBATORE	10000	10000	9900
TIRUNELVELI	9500	9500	10000
CUDDALORE	9500	9500	9500
DHARMAPURI	9500	9500	9600
VELLORE	10000	10000	NR
RAMANATHAPURAM	9900	9600	9600
HYDERABAD	9200	9200	9200
KARIMNAGAR	9300	9300	9300
WARANGAL	NR	NR	10400
ADILABAD	NR	NR	NR
SURYAPET	8500	9700	NR
JADCHERLA	10200	10200	10000

Urad Dal Wholesale Prices (Rs./Qtl.)			
Date	11-Nov-21	3-Nov-21	11-Oct-21
Centre	Urad Dal	Urad Dal	Urad Dal
NORTH ZONE			
CHANDIGARH	10650	NR	9850
DELHI	9650	9750	9800
HISAR	8500	8500	9200
KARNAL	NR	NR	NR
PANCHKULA	8600	9000	9000
GURGAON	NR	8500	8500
SHIMLA	10350	10350	9980
MANDI	9400	9400	9600
DHARAMSHALA	9700	9700	9700
SOLAN	10100	10100	10100
UNA	9000	9000	9500
SRINAGAR	10500	10500	10500
JAMMU	9700	9700	9900
POONCH	10300	10300	10200
AMRITSAR	8000	8000	8000
LUDHIANA	9000	9000	9000
BATHINDA	8900	8900	9100
LUCKNOW	NR	9820	10000
KANPUR	10200	10200	9700
VARANASI	9580	9580	9500
AGRA	9250	9250	9300
JHANSI	8870	8860	8350
MEERUT	9000	NR	9000
ALLAHABAD	9350	9350	9300
GORAKHPUR	8000	8000	8000
DEHRADUN	NR	NR	NR
HALDWANI	NR	NR	NR
RUDRAPUR	NR	NR	NR
HARIDWAR	NR	NR	NR
WEST ZONE			
RAIPUR	NR	NR	NR
DURG	9000	9200	9000
AMBIKAPUR	NR	NR	9550
BILASPUR	8500	NR	9000

Urad Dal Wholesale Prices (Rs./Qtl.)			
Date	11-Nov-21	3-Nov-21	11-Oct-21
Centre	Urad Dal	Urad Dal	Urad Dal
JAGDALPUR	8500	8600	8700
PANAJI	10250	9300	9250
AHMEDABAD	9100	9100	8900
RAJKOT	8465	8465	8565
SURAT	9500	9500	9500
BHUJ	NR	9500	9500
BHOPAL	9218	9222	9218
INDORE	9280	9270	9190
GWALIOR	8000	8500	8200
JABALPUR	NR	9100	8800
REWA	7300	7300	7300
SAGAR	8500	8550	9010
JHABUA	9500	9500	9420
HOSHANGABAD	8900	8900	8500
SHAHNOL	8600	8400	8300
UJJAIN	9240	9240	9400
MUMBAI	9000	9000	11000
NAGPUR	9500	9500	9600
PUNE	9650	9650	NR
NASHIK	9400	9400	9400
JAIPUR	9400	9600	NR
JODHPUR	NR	NR	8700
KOTA	9800	NR	9800
UDAIPUR	8500	8500	8500
EAST ZONE			
PATNA	9500	9500	9300
BHAGALPUR	9200	9300	9050
PURNIA	9500	9500	9400
DARBHANGA	9700	10300	10300
GAYA	10000	11000	11000
MUZZAFARPUR	9800	9800	10200
RANCHI	NR	8800	8800
BHUBANESHWAR	9500	9600	9800
CUTTACK	8800	8800	8800
SAMBALPUR	8600	8500	8600

Urad Dal Wholesale Prices (Rs./Qtl.)			
Date	11-Nov-21	3-Nov-21	11-Oct-21
Centre	Urad Dal	Urad Dal	Urad Dal
ROURKELA	9000	9000	8800
BERHAMPUR	NR	10200	9700
JEYPORE	NR	9000	9300
BALASORE	8900	9000	8850
BARIPADA	8600	8600	9000
BALANGIR	NR	NR	8900
KOLKATA	9000	9000	8800
SILIGURI	8200	NR	7950
PURULIA	9400	9200	9200
KHARAGPUR	9300	9500	NR
RAMPURHAT	10150	10150	10150
MALDA	NR	9500	9500
RAIGANJ	11800	11800	11800
NORTH EAST ZONE			
PORT BLAIR	10800	NR	10800
MAYABUNDER	13300	NR	13000
ITANAGAR	10200	10200	NR
GUWAHATI	9000	9400	9000
IMPHAL	NR	NR	NR
SHILLONG	9500	9600	9600
TURA	NR	NR	NR
JOWAI	9300	9300	9500
AIZAWL	NR	NR	NR
DIMAPUR	11200	11200	NR
GANGTOK	11500	11500	11500
AGARTALA	NR	NR	NR
SOUTH ZONE			
VIJAYWADA	NR	10200	10400
VISAKHAPATNAM	10200	10200	10900
KURNOOL	9800	9800	9500
TIRUPATHI	9600	9600	9600
BENGALURU	10500	10500	11000
DHARWAD	10500	NR	10700
MANGALORE	9500	10400	10400
MYSORE	NR	11000	11000

Urad Dal Wholesale Prices (Rs./Qtl.)			
Date	11-Nov-21	3-Nov-21	11-Oct-21
Centre	Urad Dal	Urad Dal	Urad Dal
T.PURAM	11000	11000	10800
ERNAKULAM	10800	10800	10800
KOZHIKODE	10800	10800	10800
THRISSUR	9000	9000	9000
PALAKKAD	9500	9500	9500
WAYANAD	10800	10800	10800
PUDUCHERRY	NR	NR	NR
CHENNAI	10200	10000	10200
DINDIGUL	11080	11080	11150
THIRUCHIRAPALLI	11500	11500	11800
COIMBATORE	10900	10900	11030
TIRUNELVELI	11200	11200	11200
CUDDALORE	11500	11500	11500
DHARMAPURI	10900	10800	11000
VELLORE	10500	10500	NR
RAMANATHAPURAM	11500	11000	11100
HYDERABAD	9900	9900	9900
KARIMNAGAR	10000	10200	10100
WARANGAL	NR	NR	10800
ADILABAD	NR	NR	NR
SURYAPET	9500	9800	NR
JADCHERLA	11000	11000	NR

Moong Dal Wholesale Prices (Rs./Qtl.)			
Date	11-Nov-21	3-Nov-21	11-Oct-21
Centre	Moong Dal	Moong Dal	Moong Dal
NORTH ZONE			
CHANDIGARH	10950	NR	9880
DELHI	8900	8800	8700
HISAR	7700	7700	8000
KARNAL	NR	NR	NR
PANCHKULA	9000	9000	9000
GURGAON	NR	9200	9200
SHIMLA	9200	9200	9000
MANDI	8900	8900	8500

Moong Dal Wholesale Prices (Rs./Qtl.)			
Date	11-Nov-21	3-Nov-21	11-Oct-21
Centre	Moong Dal	Moong Dal	Moong Dal
DHARAMSHALA	9700	9700	9700
SOLAN	8800	8400	8300
UNA	8250	8250	8000
SRINAGAR	9500	9500	10500
JAMMU	9400	9400	9000
POONCH	9400	9650	9850
AMRITSAR	8200	8200	8600
LUDHIANA	8400	8400	8400
BATHINDA	8400	8300	8600
LUCKNOW	NR	8910	NR
KANPUR	8300	8100	8500
VARANASI	9350	9350	9200
AGRA	9050	9100	9200
JHANSI	8540	8530	7500
MEERUT	9110	NR	9110
ALLAHABAD	9300	9400	9250
GORAKHPUR	9000	9000	9000
DEHRADUN	NR	NR	NR
HALDWANI	NR	NR	NR
RUDRAPUR	NR	NR	NR
HARIDWAR	NR	NR	NR
WEST ZONE			
RAIPUR	NR	NR	NR
DURG	9000	9100	8800
AMBIKAPUR	NR	NR	9000
BILASPUR	9800	NR	9800
JAGDALPUR	8700	8600	8500
PANAJI	9400	9450	9350
AHMEDABAD	9200	9200	8900
RAJKOT	8540	8540	8300
SURAT	8000	8000	8000
BHUJ	NR	8000	7600
BHOPAL	7255	7261	7258
INDORE	9000	9000	9210
GWALIOR	8700	8800	8800

Moong Dal Wholesale Prices (Rs./Qtl.)			
Date	11-Nov-21	3-Nov-21	11-Oct-21
Centre	Moong Dal	Moong Dal	Moong Dal
JABALPUR	NR	8900	8700
REWA	7300	7300	7300
SAGAR	8230	7158	6925
JHABUA	9600	8500	9610
HOSHANGABAD	9100	9100	8400
SHAHDOL	9200	9380	9300
UJJAIN	9090	9090	9500
MUMBAI	10000	10000	11500
NAGPUR	8900	8900	8900
PUNE	9000	9000	NR
NASHIK	8900	8900	8900
JAIPUR	8400	8700	NR
JODHPUR	NR	NR	7500
KOTA	8500	NR	8500
UDAIPUR	8800	8800	8800
EAST ZONE			
PATNA	9000	9000	8600
BHAGALPUR	9100	9200	8850
PURNIA	9300	9300	9300
DARBHANGA	9100	9200	9300
GAYA	9600	9800	9800
MUZZAFARPUR	9650	9700	9900
RANCHI	NR	8700	8700
BHUBANESHWAR	9600	9600	9500
CUTTACK	9000	9000	9000
SAMBALPUR	8700	8600	8600
ROURKELA	9100	9300	8600
BERHAMPUR	NR	10000	9500
JEYPORE	NR	9000	9000
BALASORE	9800	9000	9800
BARIPADA	8800	8700	8700
BALANGIR	NR	NR	8900
KOLKATA	8600	8600	8800
SILIGURI	8550	NR	8650
PURULIA	8800	9000	8800

Moong Dal Wholesale Prices (Rs./Qtl.)			
Date	11-Nov-21	3-Nov-21	11-Oct-21
Centre	Moong Dal	Moong Dal	Moong Dal
KHARAGPUR	10000	9200	NR
RAMPURHAT	11500	11500	11500
MALDA	NR	10500	10500
RAIGANJ	10500	10500	10500
NORTH EAST ZONE			
PORT BLAIR	10400	NR	9400
MAYABUNDER	11700	NR	11800
ITANAGAR	9700	9700	NR
GUWAHATI	9000	9000	9200
IMPHAL	NR	NR	NR
SHILLONG	9200	9500	9500
TURA	9600	9600	9600
JOWAI	10500	10500	10500
AIZAWL	NR	NR	NR
DIMAPUR	10200	10200	NR
GANGTOK	11000	11000	11000
AGARTALA	8800	NR	NR
SOUTH ZONE			
VIJAYWADA	NR	9500	9400
VISAKHAPATNAM	9000	9000	9000
KURNOOL	9500	9500	8500
TIRUPATHI	9000	9000	9000
BENGALURU	9000	9000	9000
DHARWAD	9100	NR	9000
MANGALORE	9200	9000	9000
MYSORE	NR	9600	9600
T.PURAM	9800	9800	9800
ERNAKULAM	9500	9500	9500
KOZHIKODE	9500	9500	9500
THRISSUR	9300	9300	9300
PALAKKAD	9200	9200	9000
WAYANAD	9500	9500	9500
PUDUCHERRY	NR	NR	NR
CHENNAI	9000	9500	9000
DINDIGUL	9210	9210	9100

Moong Dal Wholesale Prices (Rs./Qtl.)			
Date	11-Nov-21	3-Nov-21	11-Oct-21
Centre	Moong Dal	Moong Dal	Moong Dal
THIRUCHIRAPALLI	9300	9300	9200
COIMBATORE	9200	9200	9200
TIRUNELVELI	9500	9500	9500
CUDDALORE	9500	9500	9500
DHARMAPURI	8700	8800	8700
VELLORE	9300	9300	NR
RAMANATHAPURAM	9400	9100	8800
HYDERABAD	8800	8800	8800
KARIMNAGAR	9100	9200	9100
WARANGAL	NR	NR	9800
ADILABAD	NR	NR	NR
SURYAPET	9000	9000	NR
JADCHERLA	10200	10200	10000

Masoor Dal Wholesale Prices (Rs./Qtl.)			
Date	11-Nov-21	3-Nov-21	11-Oct-21
Centre	Masoor Dal	Masoor Dal	Masoor Dal
NORTH ZONE			
CHANDIGARH	8800	NR	8400
DELHI	8900	9000	8800
HISAR	8500	8500	9500
KARNAL	NR	NR	NR
PANCHKULA	7600	9000	8500
GURGAON	NR	8250	8250
SHIMLA	9050	9050	8900
MANDI	9500	9500	9800
DHARAMSHALA	8600	8600	8600
SOLAN	8100	7800	9000
UNA	9400	9400	9500
SRINAGAR	10000	10000	10000
JAMMU	9400	9400	9400
POONCH	8650	7950	8500
AMRITSAR	8700	8700	8700
LUDHIANA	8800	9000	9000
BATHINDA	8700	8800	9000

Masoor Dal Wholesale Prices (Rs./Qtl.)			
Date	11-Nov-21	3-Nov-21	11-Oct-21
Centre	Masoor Dal	Masoor Dal	Masoor Dal
LUCKNOW	NR	9020	8980
KANPUR	8700	8800	8800
VARANASI	8600	8500	8330
AGRA	8700	8650	8650
JHANSI	8340	8340	8000
MEERUT	9130	NR	8130
ALLAHABAD	6400	6300	6200
GORAKHPUR	8500	8500	8500
DEHRADUN	NR	NR	NR
HALDWANI	NR	NR	NR
RUDRAPUR	NR	NR	NR
HARIDWAR	NR	NR	NR
WEST ZONE			
RAIPUR	NR	NR	NR
DURG	8800	8900	8700
AMBIKAPUR	NR	NR	8700
BILASPUR	8800	NR	8800
JAGDALPUR	8500	8700	8700
PANAJI	9350	9250	9300
AHMEDABAD	8700	8708	7700
RAJKOT	8240	8240	8130
SURAT	7500	7500	7500
BHUJ	NR	9000	9000
BHOPAL	6885	6870	6868
INDORE	6930	6890	6650
GWALIOR	8500	8300	8200
JABALPUR	NR	8300	7800
REWA	6500	6500	6500
SAGAR	8625	9000	9020
JHABUA	9400	9500	9520
HOSHANGABAD	7000	7000	6400
SHAHNOL	9400	9400	9300
UJJAIN	6800	6800	6700
MUMBAI	8700	8700	8850
NAGPUR	8300	8300	8500

Masoor Dal Wholesale Prices (Rs./Qtl.)			
Date	11-Nov-21	3-Nov-21	11-Oct-21
Centre	Masoor Dal	Masoor Dal	Masoor Dal
PUNE	9100	9100	NR
NASHIK	8200	8200	8000
JAIPUR	8800	8750	NR
JODHPUR	NR	NR	6500
KOTA	8700	NR	8700
UDAIPUR	8500	8500	8500
EAST ZONE			
PATNA	9200	9200	8500
BHAGALPUR	8600	8800	8450
PURNIA	8700	8700	9000
DARBHANGA	8400	9000	8900
GAYA	8800	8800	8800
MUZZAFARPUR	8600	9000	9300
RANCHI	NR	8800	8800
BHUBANESHWAR	8800	8800	8900
CUTTACK	8500	8500	8500
SAMBALPUR	8500	8500	8600
ROURKELA	8600	8600	8700
BERHAMPUR	NR	9200	8800
JEYPORE	NR	8600	8500
BALASORE	8400	8750	8750
BARIPADA	8400	8500	8500
BALANGIR	NR	NR	8900
KOLKATA	8300	8500	8600
SILIGURI	8440	NR	7750
PURULIA	9200	9300	9200
KHARAGPUR	10500	9000	NR
RAMPURHAT	9500	9500	9500
MALDA	NR	10000	10000
RAIGANJ	10300	10300	10300
NORTH EAST ZONE			
PORT BLAIR	10400	NR	10300
MAYABUNDER	10600	NR	9900
ITANAGAR	9800	9800	NR
GUWAHATI	8900	9000	9200

Masoor Dal Wholesale Prices (Rs./Qtl.)			
Date	11-Nov-21	3-Nov-21	11-Oct-21
Centre	Masoor Dal	Masoor Dal	Masoor Dal
IMPHAL	NR	NR	NR
SHILLONG	9000	9300	9300
TURA	9300	9300	9300
JOWAI	9300	9300	9300
AIZAWL	NR	NR	NR
DIMAPUR	9500	9500	NR
GANGTOK	10000	10000	10000
AGARTALA	9700	NR	NR
SOUTH ZONE			
VIJAYWADA	NR	9500	9500
VISAKHAPATNAM	8800	8800	8600
KURNOOL	9200	9200	9200
TIRUPATHI	8200	8200	8200
BENGALURU	8900	8900	8800
DHARWAD	9400	NR	9200
MANGALORE	9300	9400	9400
MYSORE	NR	8200	8200
T.PURAM	9250	9200	9000
ERNAKULAM	9500	9500	9500
KOZHIKODE	9000	9000	9300
THRISSUR	9300	9300	9000
PALAKKAD	9000	9000	8800
WAYANAD	10000	10000	9200
PUDUCHERRY	NR	NR	NR
CHENNAI	8900	9100	9100
DINDIGUL	8100	8100	8100
THIRUCHIRAPALLI	8900	9300	9300
COIMBATORE	8900	8900	8400
TIRUNELVELI	9100	9100	9100
CUDDALORE	8200	8000	NR
DHARMAPURI	9200	9200	8800
VELLORE	9300	9300	NR
RAMANATHAPURAM	NR	NR	NR
HYDERABAD	9000	NR	NR
KARIMNAGAR	7800	7500	7250

Masoor Dal Wholesale Prices (Rs./Qtl.)			
Date	11-Nov-21	3-Nov-21	11-Oct-21
Centre	Masoor Dal	Masoor Dal	Masoor Dal
WARANGAL	NR	NR	8900
ADILABAD	NR	NR	NR
SURYAPET	9100	9300	NR
JADCHERLA	6500	6500	6500

Disclaimer

The information and opinions contained in the document have been compiled from sources believed to be reliable. The company does not warrant its accuracy, completeness and correctness. Use of data and information contained in this report is at your own risk. This document is not, and should not be construed as, an offer to sell or solicitation to buy any commodities. This document may not be reproduced, distributed or published, in whole or in part, by any recipient hereof for any purpose without prior permission from the Company. IASL and its affiliates and/or their officers, directors and employees may have positions in any commodities mentioned in this document (or in any related investment) and may from time to time add to or dispose of any such commodities (or investment). Please see the detailed disclaimer at <http://www.agriwatch.com/Disclaimer.php> © 2021 Indian Agribusiness Systems Ltd.