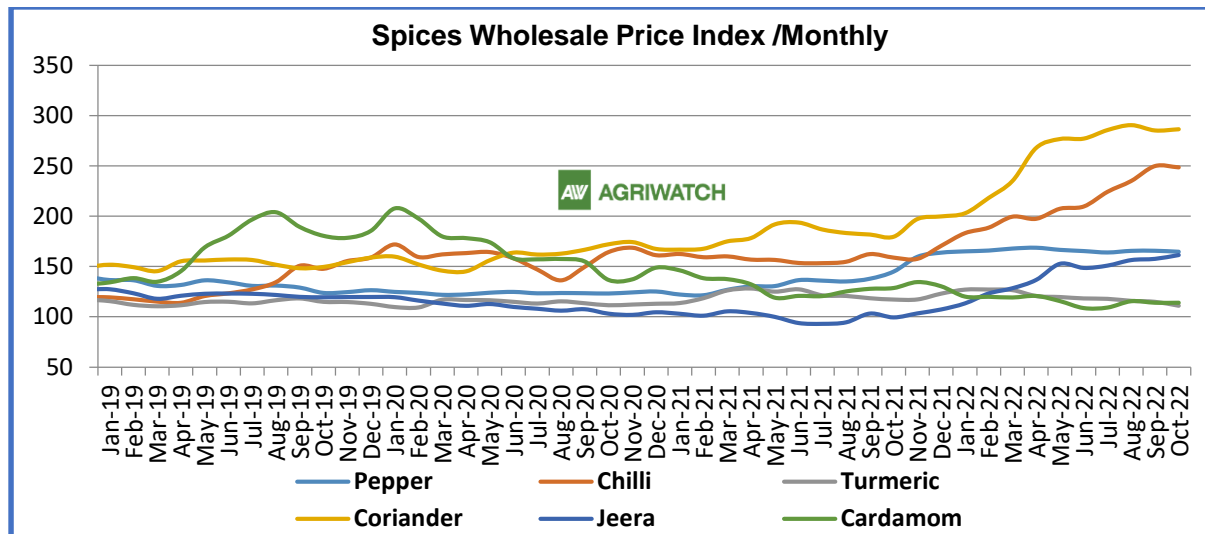

Red Chilli Weekly Research Report

Contents

- ❖ Arrivals Scenario
- ❖ Spot Market Prices and Seasonal Trends
- ❖ Spot price Outlook
- ❖ Export and Import Scenario
- ❖ Sowing Progress (During Sowing Time)
- ❖ Agriwatch Red Chilli Area Forecast – Kharif 2022
- ❖ Domestic Market Fundamentals



Months	Pepper	Chilli	Turmeric	Coriander	Jeera	Cardamom
Aug-22	165.6	235	115.9	290.4	156.5	115.6
Sep-22	165.7	249.8	114.9	285.1	157.7	114.1
Oct-22	164.7	248.5	111	286.3	161.5	114.1
Change Over Previous Month	-1.0	-1.3	-3.9	1.2	3.8	0.0

RED CHILLI

Spot Market Recap

- Continued mixed sentiment was witnessed in the Red Chilli spot market during the week under review.
- On fresh demand in export market from China and Bangladesh and limited supply of new crop stocks, prices of many varieties were trading at higher side during week under review.
- Due to rainfall in producing centres, arrivals of new crops get affected in the past week, however, it is on nominal basis, arrivals likely to increase after second fortnight of January 2023.
- As we mentioned earlier, due to rains arrivals from AP, Karnataka and MP got affected as a result of which new crop supply reported down. In Bedia spot market supply reported down by 52.27% from the previous week and reported at 21,000 bags (1Bag=35Kg). While from Byadgi spot market, supply reported at 18,000 bags (1Bag=35Kg) down by 18.18% from the past week.
- As per AgriWatch estimates, Red Chilli all India production for 2023 is estimated at 15.56 lakh metric tonne (LMT). Last year's production was 14.07 lakh MT.
- AgriWatch expects, if standing crop reported well and new crop supply enter in the market on time prices may go down in coming days.

Fundamental Analysis

Red Chilli Arrival Scenario: (in Bags)					
State	Market	% Change Over Previous Week	Today	Week Ago	Year Ago
			10th Dec to 16th Dec 2022	3rd Dec to 9th Dec 2022	10th Dec to 16th Dec 2021
Andhra Pradesh	Guntur	-10.00	1,80,000	2,00,000	2,75,000
Telangana	Warangal	-32.00	8,500	12,500	62000
Total		-27.47	2,12,500	2,93,000	3,67,000

Current year from 1st January 2022 to 16th December 2022, Red Chilli supply in the Guntur market remained around 576,585 MT as compared to 700,920 MT same period last year, down by 17.74% on lower production and high demand of premium quality during the last season.

Red Chilli New Crops Update

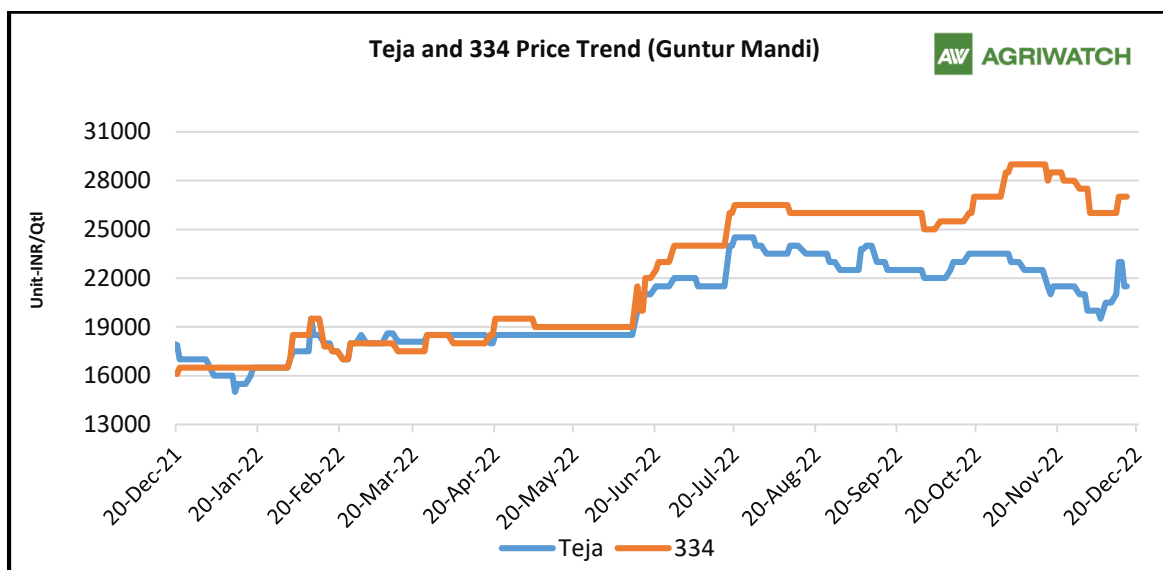
As per Andhra Pradesh agricultural department, Red Chilli sowing activity completed around 221,984 hectares as compared to last year same period 183,550 hectares, up by 20.94%.

AgriWatch Red Chilli Area Forecast - Kharif 2022

As per AgriWatch revised estimates, Red Chilli all India sowing area for 2022 is estimated at 9.21 lakh hectares as compared to last year 9.03 lakh hectares, up by 2.03%.

Earlier farmers had sowed very less areas due to fear of virus infection (last year mostly crop damaged) but now standing crop quality looks healthy so they are interested in sowing in the rest of the areas also. So, Red Chilli sowing area is likely to increase considerably under prevailing weather conditions and farmers' interest.

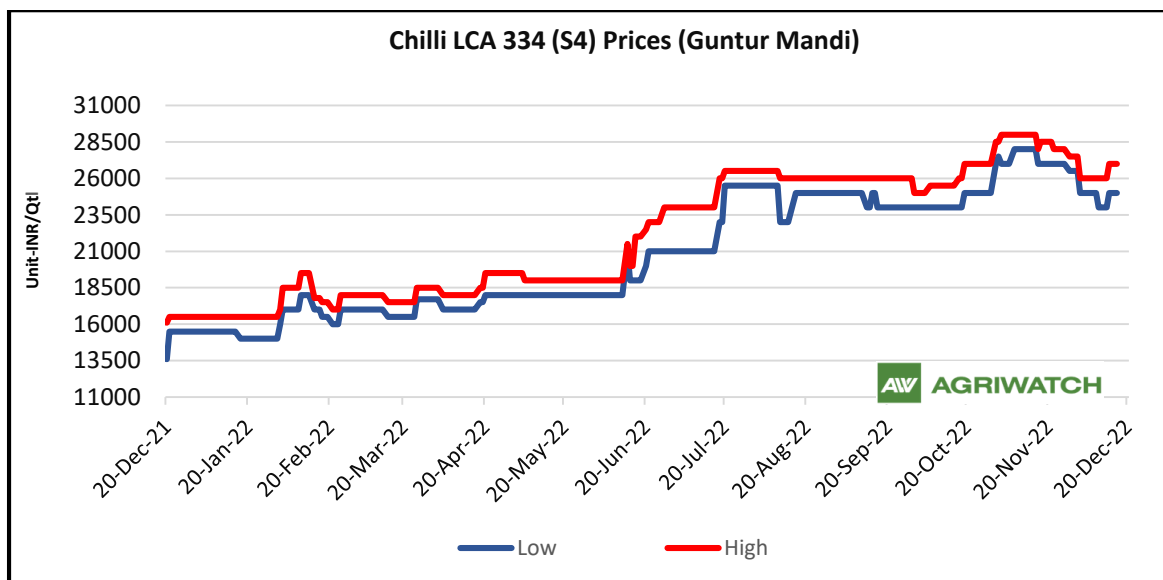
Red Chilli Price Trend



Due to demand of Teja variety from masala millers and local buyers, its prices has rebounded by INR 1,000 at higher levels during the past week and trading at INR 18,000-21,500 (Low-High) per quintal.

As on 16th December, in Guntur Spot Market Red Chilli 334 (S4) variety price was INR 25,000 – 27,000 per quintal up by INR 1,000 per quintal (Low-High) from last week on limited supply and good demand of new crop stocks.

Red Chilli Price Outlook



Chilli (334 quality) in Guntur market is likely to trade between INR 24,000 – 27,500 per quintal (Low – High), in the coming days. Currently normal export demand is reported for premium varieties. We expect that normal export demand will continue going ahead.

Red Chilli Spot Prices Weekly Change, Loose Prices (Rs/Qtl)

State	Centre	Grade	% Change Over Previous Week	Today	Week Ago	Month Ago	Year Ago
				16-Dec-22	09-Dec-22	16-Nov-22	16-Dec-21
Andhra Pradesh	Guntur Benchmark market	NCDEX Quality	-4.00	24000	25000	27000	14200
		LCA 334	3.85	27000	26000	28000	16200
		Teja	4.88	21500	20500	21500	18000
		No. 273	-7.69	24000	26000	28500	16200
		No. 5	Unch	26000	26000	28500	16200
		Fatki	40.00	14000	10000	12000	10200
		Byadgi	8.00	27000	25000	32000	20200
		US 341	4.00	26000	25000	28500	18700
		Denvor Delux	6.25	25500	24000	28500	16700
		Indam 5	Unch	26000	26000	29000	16200
Telangana	Warangal	Teja	4.00	20800	20000	22000	18500
		Wonder Hot	2.22	36800	36000	37500	16700
		341	3.48	23800	23000	28200	16600
		Denvor Delux	3.64	22800	22000	27700	16600
		Fatki	5.33	15800	15000	15500	9100
	Khammam	Teja (Cold storage)	11.40	21500	19300	21600	18000
Madhya Pradesh	Bedia	No. 12	-7.50	18500	20000	22500	NA
		Fatki	11.11	10000	9000	14000	8500
		Jhankar	-12.50	14000	16000	20000	12500
Delhi	New Delhi	Teja(Khammam)	Unch	22000	22000	24500	17500
		LCA 334	Unch	25000	25000	26000	NA
		Fatki	Unch	13000	13000	13000	NA
Karnataka	Byadgi	2043 Best	-9.09	30000	33000	35000	20000
		5531 Best	Unch	20000	20000	24500	13000

Disclaimer

The information and opinions contained in the document have been compiled from sources believed to be reliable. The company does not warrant its accuracy, completeness and correctness. The use of data and information contained in this report is at your own risk. This document is not, and should not be construed as an offer to sell or solicitation to buy any commodities. This document may not be reproduced, distributed or published, in whole or part, by any recipient hereof for any purpose without prior permission from the Company. IASL and its affiliates and/or their officers, directors and employees may have positions in any commodities mentioned in this document (or in any related investment) and may from time to time add to or dispose of any such commodities (or investment). Please see the detailed disclaimer at <http://www.agriwatch.com/disclaimer.php> © 2022 Indian Agribusiness Systems Ltd.