

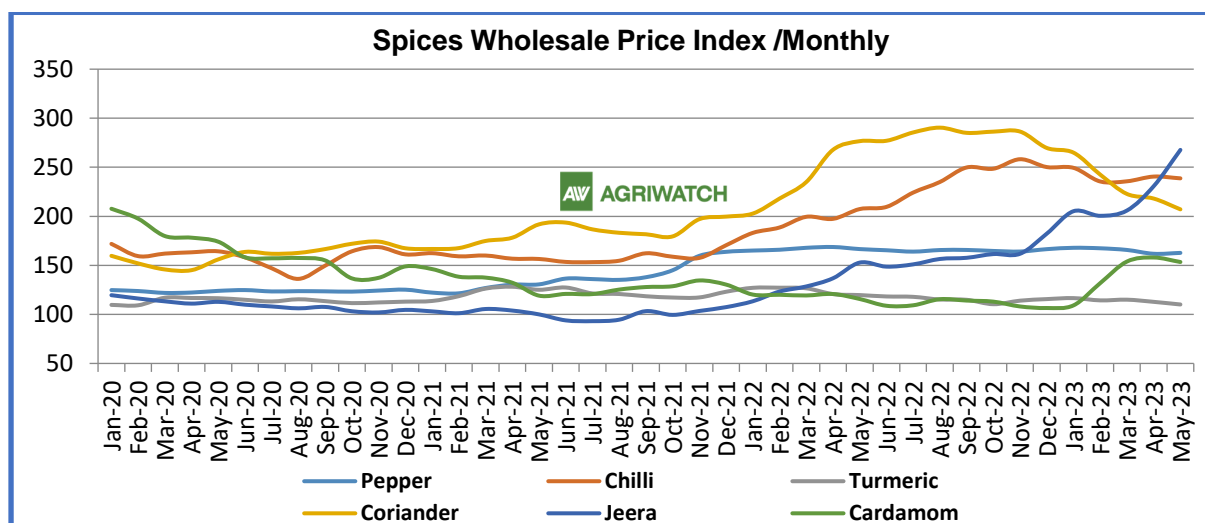
---

# Red Chilli Weekly Research Report

---

AGRIWATCH

### Spices Wholesale Price Index /Monthly

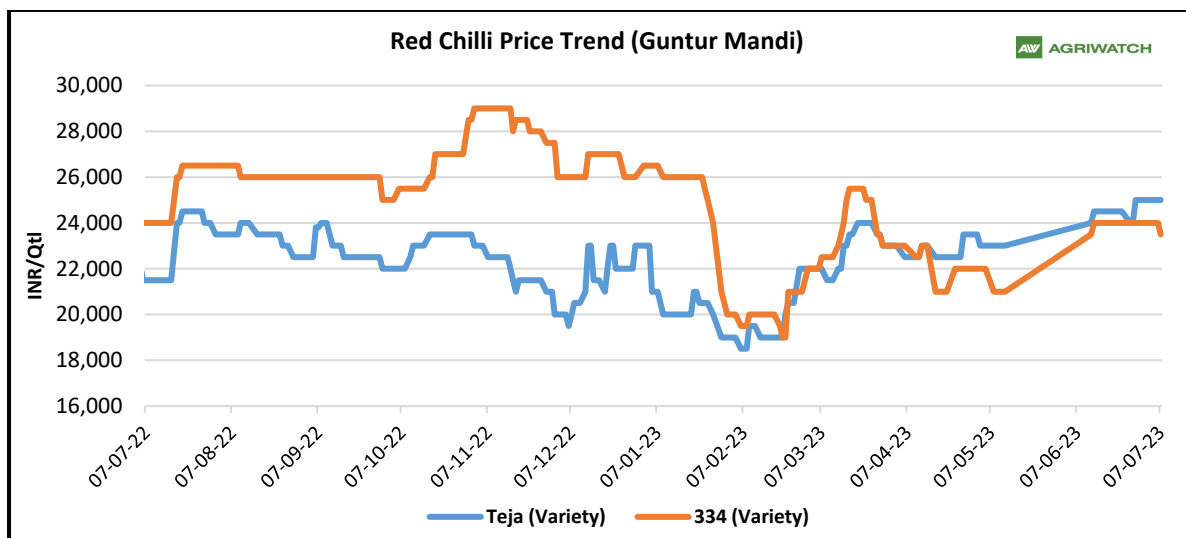


Months	Pepper	Chilli	Turmeric	Coriander	Jeera	Cardamom
Mar-23	165.7	235.7	115	222.8	205.9	153.9
Apr-23	161.8	240.5	112.8	218.1	230.7	158
May-23	162.7	238.7	110.1	207.1	267.7	153.4
Change Over Previous Month	0.9	-1.8	-2.7	-11.0	37.0	-4.6

Source - MINISTRY OF COMMERCE & INDUSTRY. Base year – 2011-12

## FUNDAMENTAL ANALYSIS

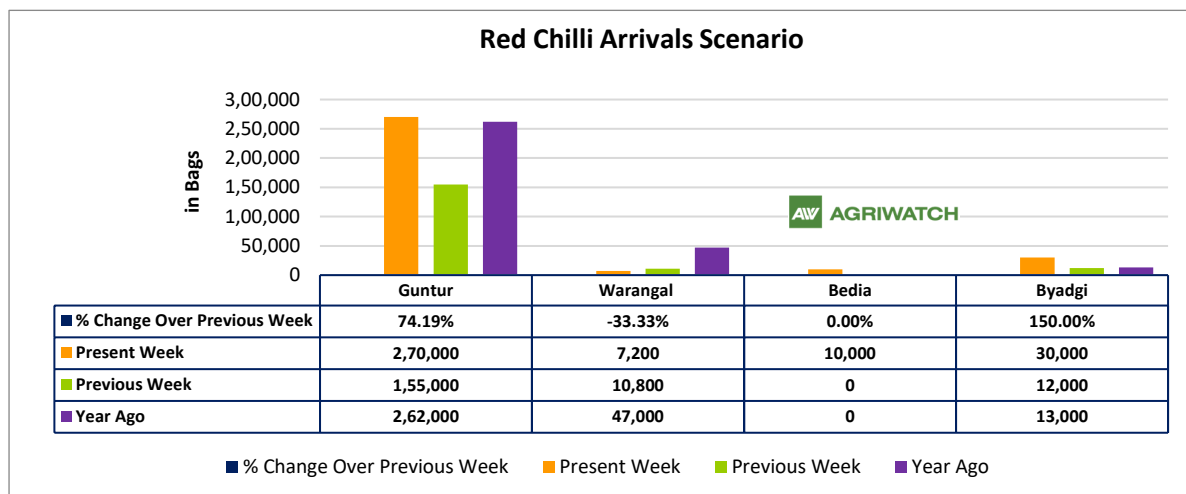
### RED CHILLI



- Mixed sentiment was witnessed in the Red Chilli spot market during the week under review.
- Farmers are expecting delay in the start of Red Chilli sowing, with a lag of 20-25 days observed in most growing regions. However, the arrival of the monsoon in most parts of the country, has raised hopes for the sowing to commence in the current month.
- In certain regions of Andhra Pradesh and Telangana, the sowing has commenced gradually due to the improved weather conditions. Nursery preparation has been successfully completed in these states. However, farmers are eagerly waiting for more monsoon showers before accelerating their sowing activities.
- On the other hand, in the growing regions of Madhya Pradesh, sowing is nearing completion, with very few farmers still in the process of sowing. The overall sowing situation will become clearer by the end of this month once all the farmers have completed their sowing activities.
- AgriWatch anticipates that prices will maintain a steady and rangebound pattern in the upcoming week, unless there is clarity regarding the sowing scenario.

### AgriWatch Red Chilli Sowing Intention 2023 (Kharif Season)

According to AgriWatch estimates, the kharif sowing acreage of Red Chilli is expected to increase during the current season. This growth is primarily driven by farmers witnessing a realization that is nearly 250% higher than the cost of cultivation. In Telangana and Andhra Pradesh, the sowing area is projected to increase by 15%-20%. Similarly, in Karnataka, where prices are comparatively higher, the acreage is expected to grow by 25%-30% compared to the previous season. However, sowing is only likely start by the end of June. While in MP it is expected to decline by 10% -15% from the previous season as farmers may opt for cotton crop instead, which offers higher returns.



- As expected, previous week, in the fear of decline in prices as sowing has started gradually, farmers and stockists are continuously offloading their stocks due to which strong supply pressure reported last week.
- AgriWatch expects, increased supply in the upcoming week on profit booking.

## AgriWatch Red Chilli Production Estimates 2023

As per AgriWatch estimates, Red Chilli all India production for 2023 marketing year is estimated at 15.56 lakh metric tonnes (LMT). Last year's production was 14.07 lakh MT, up by 10.59%.

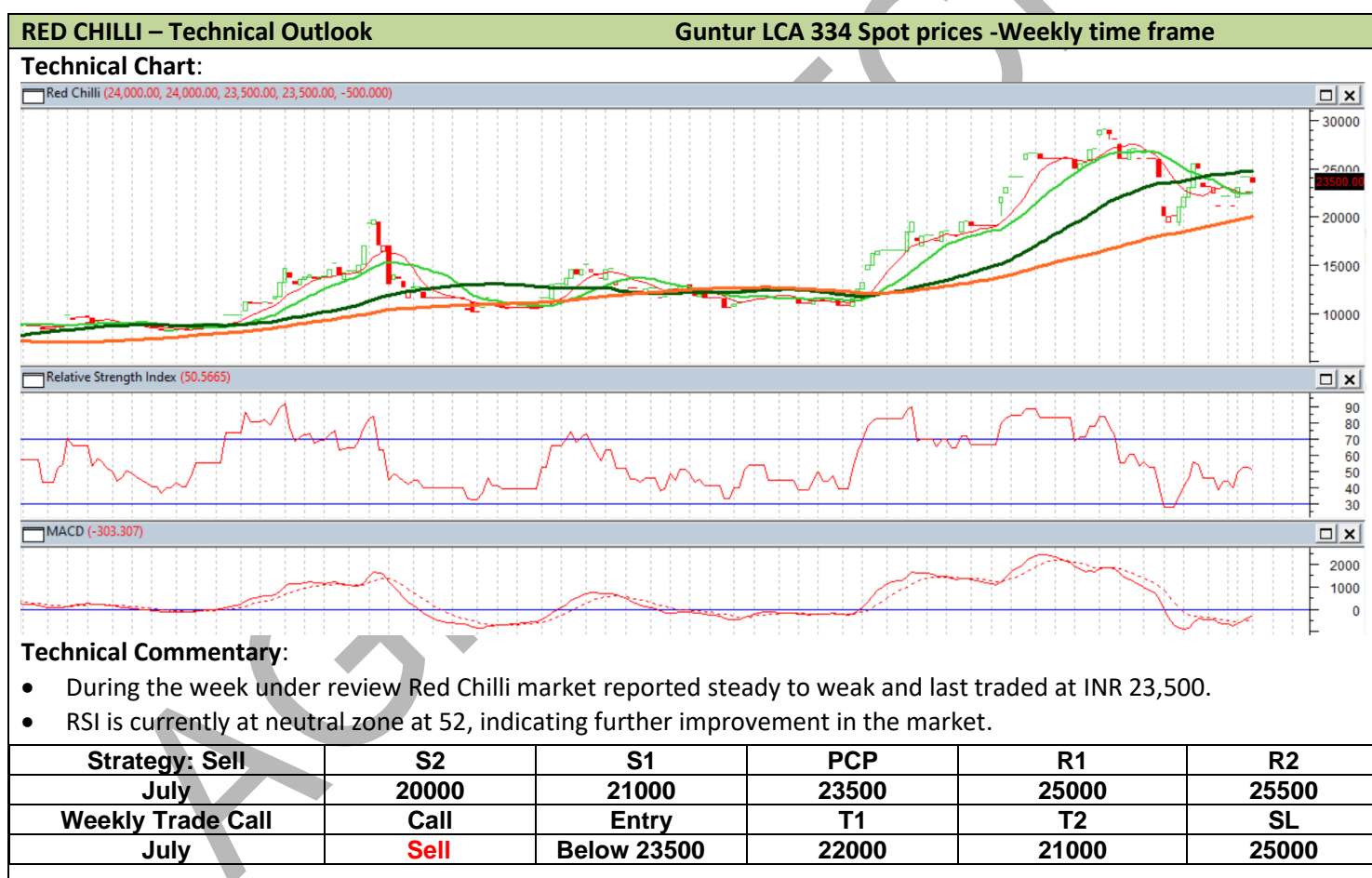
## Red Chilli Price Outlook

Chilli (334 quality) in Guntur market is likely to trade between INR 20,000 – 24,500 per quintal (Low – High), in the next month. Currently normal supply and demand is recorded in the market.

Red Chilli Spot Prices Weekly Change, Loose Prices (Rs/Qtl)							
State	Centre	Grade	% Change Over Previous Week	Today	Week Ago	Month Ago	Year Ago
				07-Jul-23	30-Jun-23	07-Jun-23	07-Jul-22
Andhra Pradesh	Guntur Benchmark market	NCDEX Quality	Unch	22000	22000	Closed	21000
		LCA 334	-2.08	23500	24000	Closed	24000
		Teja	Unch	25000	25000	Closed	21500
		No. 273	Unch	22000	22000	Closed	23500
		No. 5	-2.00	24500	25000	Closed	24500
		Fatki	10.00	16500	15000	Closed	12000
		Byadgi	-3.70	26000	27000	Closed	26000
		US 341	-2.08	23500	24000	Closed	28000
		Denvor Delux	-4.35	22000	23000	Closed	26500
Telangana	Warangal	Indam 5	Unch	25000	25000	Closed	24500
		Teja	0.81	25000	24800	21000	22000
		Wonder Hot	Unch	33000	33000	35000	27500
		341	2.17	23500	23000	21500	26500
		Denvor Delux	2.17	23500	14000	21500	26000
		Paprika	--	NA	NA	Closed	0
		Fatki	Unch	14000	14000	14000	13000
	Khammam	Teja (Cold storage)	0.61	24650	24500	24500	21500
		Teja (Non-Cold storage)	--	NA	NA	22000	Closed
Madhya Pradesh	Bedia	No. 12	-1.82	27000	27500	Closed	22000
		Fatki	Unch	16000	16000	Closed	12500

		Jhankar	Unch	20000	20000	Closed	16500
Delhi	New Delhi	Teja(Khamam)	Unch	26500	26500	26000	24000
		LCA 334	1.92	26500	26000	24500	19000
		Fatki	11.11	15000	13500	13000	7500
Karnataka	Byadgi	2043 Best	Unch	25000	38000	32000	27000
		5531 Best	Unch	13000	13000	14000	20000
		Dabbi Dlx Local	--	59000	59000	45000	41000
		KDL Best(Local)	Unch	50000	50000	39000	32000
		KDL Fatki	Unch	9000	9000	9000	3700
		Dabbi Medium Best (Local)	Unch	49000	49000	58000	NA
		KDL Medium	Unch	12500	12500	NA	NA
		2043	Unch	44000	44000	51000	33000

## TECHNICAL ANALYSIS



### Disclaimer

The information and opinions contained in the document have been compiled from sources believed to be reliable. The company does not warrant its accuracy, completeness and correctness. The use of data and information contained in this report is at your own risk. This document is not, and should not be construed as an offer to sell or solicitation to buy any commodities. This document may not be reproduced, distributed or published, in whole or part, by any recipient hereof for any purpose without prior permission from the Company. IASL and its affiliates and/or their officers, directors and employees may have positions in any commodities mentioned in this document (or in any related investment) and may from time to time add to or dispose of any such commodities (or investment). Please see the detailed disclaimer at <http://www.agriwatch.com/disclaimer.php> © 2023 Indian Agribusiness Systems Ltd.