

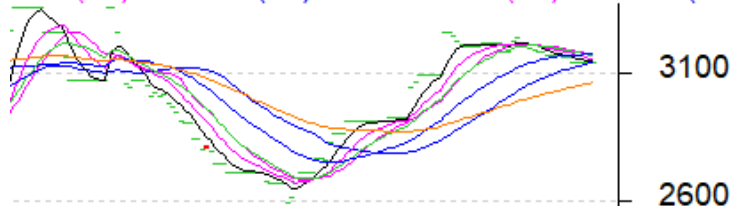
Commodity: Sugar
Contract: C1 Continuous Chart latest Oct
Exchange: NCDEX
Expiry: Oct
Sugar
Technical Commentary:

- Sugar active contracts continues to witness lacks of volume with limited interest among traders

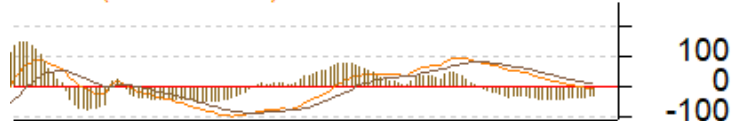
Note: There is no trade volume in near month future contract. Market participants are advised to wait until trade in volume starts.

SUGARM 1st(NCSMAC1)2018/08/25 - Daily
O 3140.00 H 3140.00 L 3140.00 C 3140.00

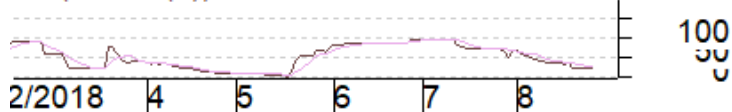
SMA(18) 3168.3 (50) 3143.3 SMA(18) 3168.3 (50)



MACD(12, 26, 12) DIF -3.99391 DEA 9.50294 M



RSI(9,SMA(6)) 25.8171 25.8171


Strategy: WAIT

Intraday Supports & Resistances			S2	S1	PCP	R1	R2
Sugar	NCDEX	Oct	2900	3000	3140	3250	3350
Intraday Trade Call			Call	Entry	T1	T2	SL
Sugar	NCDEX	Oct	WAIT				

* Do not carry-forward the position next day.

Disclaimer

The information and opinions contained in the document have been compiled from sources believed to be reliable. The company does not warrant its accuracy, completeness and correctness. Use of data and information contained in this report is at your own risk. This document is not, and should not be construed as, an offer to sell or solicitation to buy any commodities. This document may not be reproduced, distributed or published, in whole or in part, by any recipient hereof for any purpose without prior permission from the Company. IASL and its affiliates and/or their officers, directors and employees may have positions in any commodities mentioned in this document (or in any related investment) and may from time to time add to or dispose of any such commodities (or investment). Please see the detailed disclaimer at <http://www.agriwatch.com/Disclaimer.asp>
© 2018 Indian Agribusiness Systems Ltd.