

Domestic Market Highlights

- India has become the largest sugar producer in the world and the second largest exporter after Brazil during the 2021-22 season. Sugar production in India has been consistently increasing in the previous years and was comparatively higher than domestic consumption, thereby creating a surplus situation. Also, the Central Government has been encouraging sugar mills during the past few seasons to divert the surplus sugar to ethanol and is also facilitating mills to export surplus sugar to improve the liquidity in the market.
- According to the data released by the government, during the 2021-22 season, sugarcane production was estimated at over 5000 lakh metric tonnes, out of which about 3574 lakh metric tonne of sugarcane was crushed by sugar mill to produce about 359 lakh metric tonnes of sugar. (Brazil's sugar production was 353 lakh metric tonnes in the 2021-22 season). AgriWatch has estimated sugar production at 356 lakh tonnes in the 2021-22 season. The increase in sugar production during the 2021-22 season was mainly due to an increase in yield from key sugar-producing states.
- According to Indian Sugar Mills Association Preliminary estimate, the total acreage under sugarcane in India is estimated to be around 58.28 lakh hectares in 2022-23 Season, which is about 4% higher than 2021-22 sugar seasons of 55.83 lakh hectares.

States	Sugarcane Acreage		% Change over the last year
	Lakh Hectares		
	2021-22	2022-23	
Uttar Pradesh	23.08	23.72	3
Maharashtra	13.5	14.41	7
Karnataka	5.85	6.25	7
Tamil Nadu	2.6	2.75	6
Gujarat	2.1	2.2	5
Others	8.7	9.01	4
Total End of season	55.83	58.28	4

Source: ISMA

	2021-22			2022-23		
	Estimated Sugar Production	Estimated sugar Diversion	Actual Sugar production	Estimated Sugar Production	Estimated Sugar Diversion	Actual Sugar Production
	Before Diversion		After Diversion	Before Diversion		After Diversion

	Lakh Tonnes	Lakh Tonnes	Lakh Tonnes	Lakh Tonnes	Lakh Tonnes	Lakh Tonnes
Uttar Pradesh	114.98		102.48	120.49		
Maharashtra	148.65	35	137.36	148.9	45	
Karnataka	66.22		58.85	65.9		
Tamil Nadu	10.24		10.05	13.96		
Gujarat	12.27		12.12	12.79		
Others	35.36		32.84	37.93		
Total Sugar 2021-22	387.72		353.69			
Total End of season	394	35	360	399.97	45	354.97

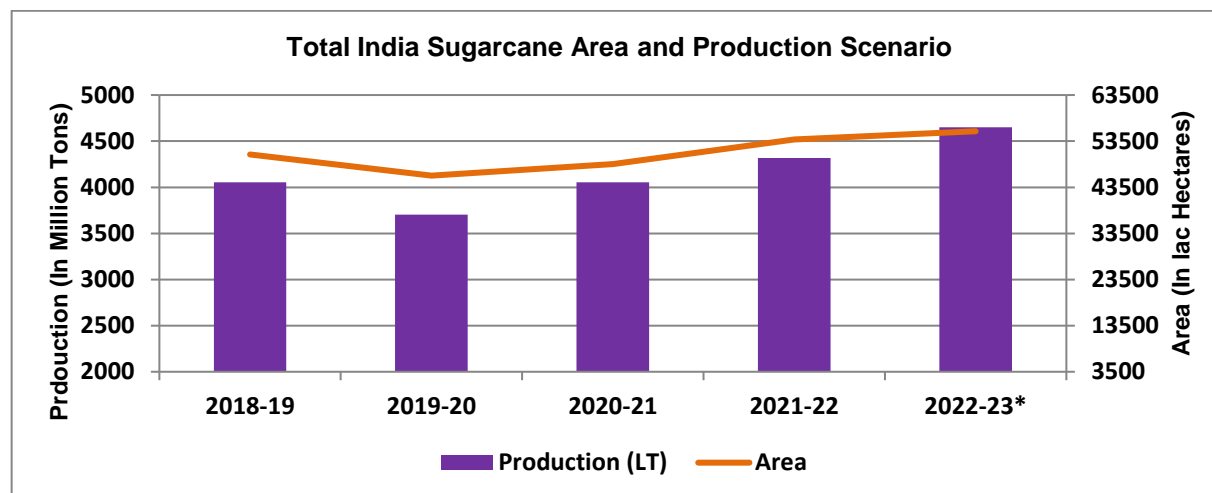
Source: ISMA

- As depicted in the above table, net sugar production before considering diversion towards ethanol is estimated to be higher at 399.97 lakh tonne, against 394 lakh tonne during the 2021-22 season. However, in the current year sugar diversion towards production of ethanol is estimated to be higher.
- The Cabinet Committee on Economic Affairs has approved Fair and Remunerative Price (FRP) of sugarcane for the 2022-23 sugar season at Rs. 305 per quintal for a basic recovery rate of 10.25%, providing a premium of Rs. 3.05/quintal for each 0.1% increase in sugar recovery over and above 10.25%, & reduction in FRP by Rs. 3.05/quintal for every 0.1% decrease in recovery.
- However, the Government with a view to protect interest of sugarcane farmers has also decided that there shall not be any deduction in case of sugar mills where recovery is below 9.5%. Such farmers will get Rs. 282.125/quintal for sugarcane in ensuing 2022-23 season as compared to previous Rs. 275.50/quintal in 2021-22 current season.

Sugarcane Fair & Remunerative Price (FRP)						
	2017-18	2018-19	2019-20	2020-21	2021-22	2022-23
India	255	275	275	285	290	305

Unit: Rs./Quintal; Source: PIB

Production Estimates



Source: dacnet.nic.in *01st Advance estimate

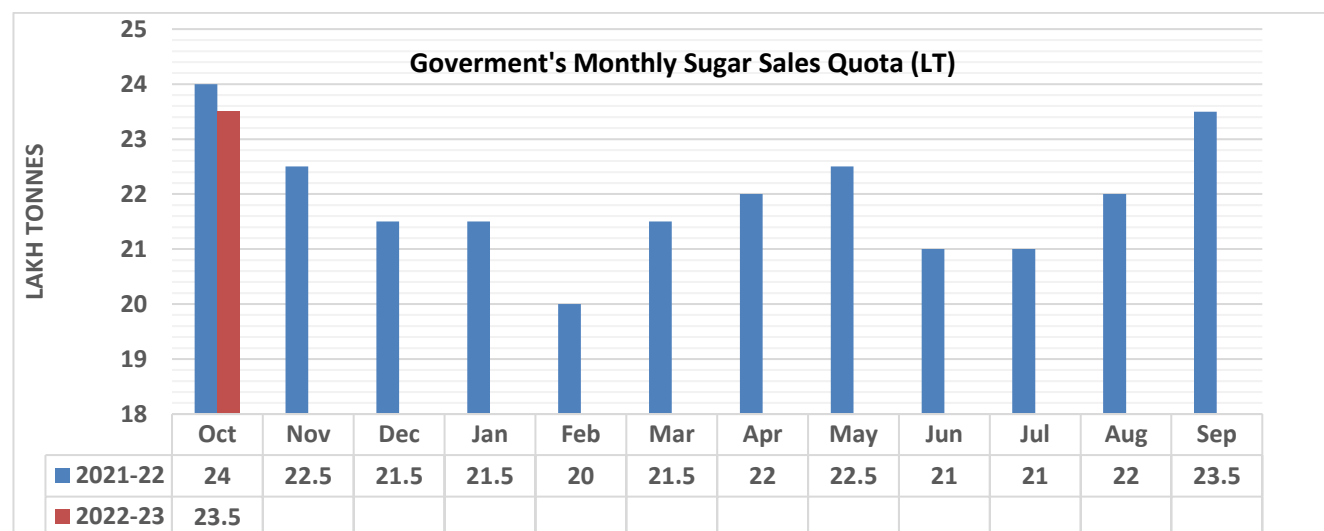
According to the Ministry of Agriculture and Farmer's Welfare First Advance estimate, total sugarcane production in India for the 2022-23 season is expected to be at 4734 lakh tonnes as compared to the previous season of 4318 lakh tones in the 2021-22 season. As per Agriwatch, the expectation of increase in production was mainly from Maharashtra and Karnataka. Also, good rains earlier in the season may result in better yield during the 2022-23 season.

India's Sugar Production Estimate(LMT)		
	2021-22	2022-23*
AgriWatch	356	348
ISMA	360	355
USDA	368	358

Domestic Sales Quota:

During the previous 2021-22 season, the government allocated higher sugar sales quota by 1.7%, total sugar sales quota were 263 lakh tonnes during the 2021-22 season as compared to the previous 258 lakh tonnes in the 2020-21 season. The government has released higher monthly sales quota mainly because of improved demand in the market.

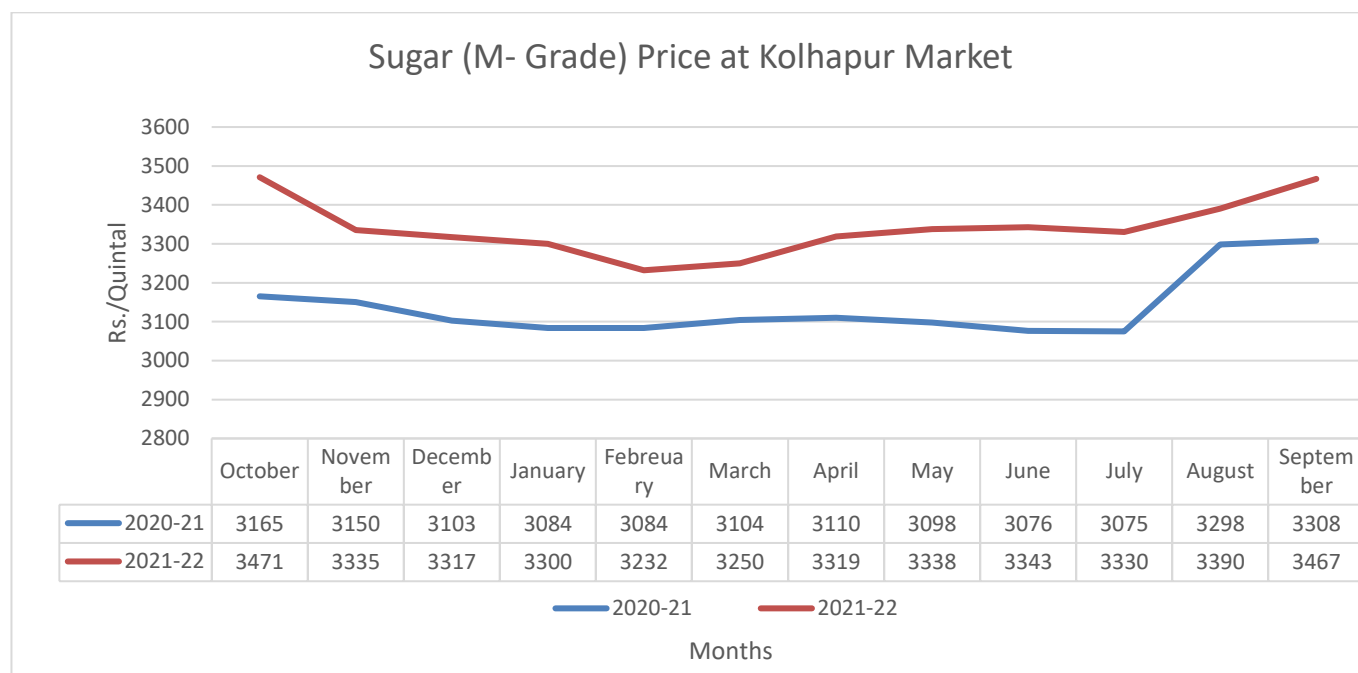
In a notification issued on 30th September 2022, the food ministry has allocated higher monthly sales quota of 23.5 Lakh MT (LMT) for monthly October 2022, compared to 0.5 LMT lower allocated during October 2021. During the previous month government allocated 23.5 LMT quota. As per Agriwatch Sources, demand is expected to increase with the beginning of the new sugar 2022-23 season, with upcoming festival season in October 2022.



State-wise sugar sales Quota				
State-wise	October 2022	September 2022	Difference	Difference (%)
Andhra Pradesh	22490	22194	+296	+1.33
Bihar	34723	37336	-2613	-7.00
Chhattisgarh	9036	8770	+266	+3.03
Gujarat	86338	84378	+1960	+2.32
Haryana	76351	74426	+1925	+2.59
Karnataka	353813	342980	+10833	+3.16
Madhya Pradesh	46179	46182	-3	-0.01
Maharashtra	679662	702177	-22515	-3.21
Odisha	767	1643	-876	-53.32
Punjab	75875	74725	+1150	+1.54
Tamil Nadu	78699	64759	+13940	+21.53
Telangana	7071	7162	-91	-1.27
Uttar Pradesh	837967	842346	-4379	-0.52
Uttarakhand	40124	39843	+281	-0.71

Sugar Prices:

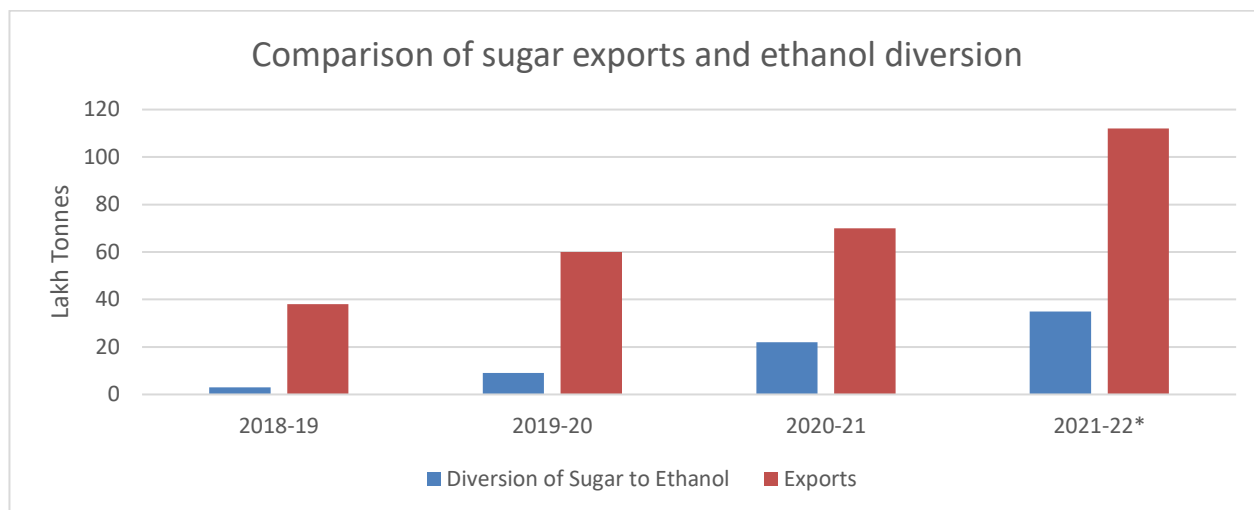
Sugar prices during the 2021-22 season remained higher as compared to the previous 2020-21 season. As sugar demand was comparatively improved after ease in Covid restrictions. Prices for the coming 2022-23 season are expected to increase due to expectation of slightly lower production as compared to the previous season along with increase in domestic consumption during the 2022-23 season.



Source: AgriWatch

Sugar Export:

During the 2021-22 sugar season, the Ministry of Commerce and Industry, GOI under the notification no. 10/2015-20 dated 24th May 2022 has restricted export of sugar (Raw, Refined and White sugar) from 01st June 2022 onwards (except fixed quantity of sugar being exported under CXL and TRQ quota to EU and USA). Export after 01.06.2022 will be allowed on production of specific permission (as per the procedure to be notified separately by DFPD) from Directorate of Sugar, Department of Food and Public Distribution (DFPD), Ministry of Consumer affairs, Food and Public Distribution.



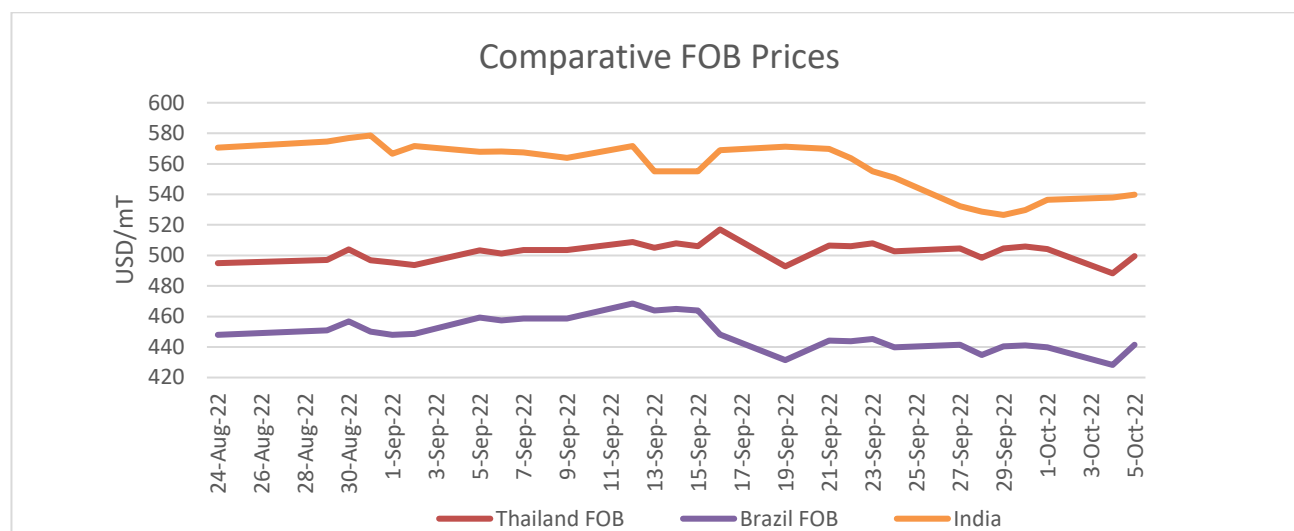
Source: AgriWatch

As per AgriWatch, Sugar exports during the 2021-22 season was recorded higher at 112 lakh tonnes amid increased demand from international market. The marginal decrease in production from Brazil and Thailand had also resulted in increase in export from India during the 2021-22 season. The major sugar export destinations during the 2021-22 season were Nepal, Bangladesh, Sri Lanka, UAE, Afghanistan, Indonesia, Somalia etc.

As per the government sources, about 109.8 lakh metric tonne of sugar was exported during the 2021-22 season with no financial assistance. These sugar exports earned foreign currency of about Rs. 40,000 crore for the country during the season.

Government has been encouraging sugar mills to divert sugar to ethanol and also to export surplus sugar so that sugar mills may make payments of cane dues to farmers in time and also mills may have better financial conditions to continue their operation for the coming season.

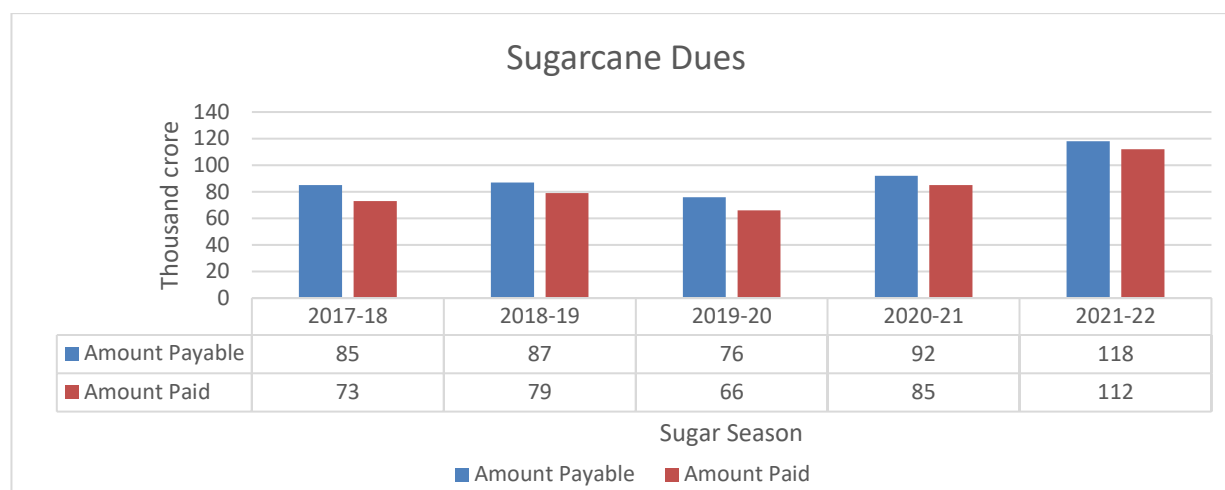
Sugar FOB Comparison:



International Sugar FOB (USD/mT)				
Month ago	Thailand FOB	Brazil FOB	Indian White Sugar FOB	INR
05-Sep-22	503	459	567	79.89
05-Oct-22	499	441	540	81.70
% Change	-0.79%	-3.92%	-4.76%	-

Sugarcane dues:

During the 2021-22 sugar season, sugar mills procured sugarcane worth more than 1.18 lakh crore and released payments of around 1.12 lakh crore with no financial assistance from the government of India. Thus, cane dues at the end of sugar season are less than Rs. 6,000 crore indicating that 95% of cane dues have already been cleared. In the previous, 2020-21 season government has cleared more than 99% cane dues.



Sugar Balance Sheet

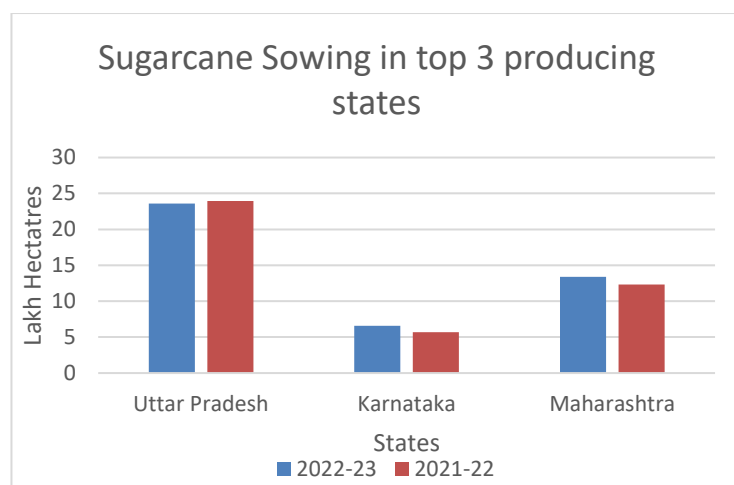
SUGAR BALANCE SHEET 2022-23(MMT)							
SUGAR BALANCE SHEET 2022-23(MMT)	2020-21	2021-22	2022-23*	Oct-Dec	Jan-Mar	Apr-Jun	Jul-Sep
Carry in stock	9.44	6.64	3.44	3.44	3.69	6.78	4.5
Estimated sugar production	30.9	35.6	34.81	8.45	12.4	7.51	6.45
Imports	0	0	0	0	0	0	0
Estimated sugar availability	40.34	42.24	38.25	11.89	16.09	14.29	10.95
Exports	7.2	11.6	7.5	1.45	2.45	2.15	1.45
Availability for domestic consumption	33.14	30.64	30.75	10.44	13.64	12.14	9.5
Estimates sugar consumption	26.5	27.2	27.5	6.75	6.86	7.64	6.25
Carry out stock	6.64	3.44	3.25	3.69	6.78	4.5	3.25

AgriWatch has estimated sugar production to reach 34.81 MMT in the 2021-22 season, lower from 2021-22 season due to lower sugar recovery expectations from Uttar Pradesh. Exports for the 2021-22 season is has reached 11.6 MMT which in the 2022-23 season are likely to fall to 7.5 MMT. Although, domestic consumption is expected to increase in 2022-23 season to 27.5 MMT from 27.2 MMT in 2021-22 season. Despite, higher total supply, likely increase in consumption and expected lower export may keep prices supported moving ahead.

Sugarcane crushing 2022-23

AgriWatch expects sugar crushing to start from mid-October 2022 for the coming 2022-23 season in Maharashtra. As per the sources, currently the sugarcane crop condition is good in Maharashtra, and yield is expected to improve in the coming season. No major crop damage has been reported so far.

Although, in Uttar Pradesh, the crop yield and sugar recovery are expected to decline due to lower rains in July-August. Sugarcane crushing in Uttar Pradesh is expected to begin after Diwali festival.



Source: NFSM

Sugarcane Sowing (Lakh Hectares) As of 23 rd Sep 2022			
State-wise	2022-23	2021-22	Difference
Andhra Pradesh	0.47	0.84	-0.37
Assam	0.29	0.3	-0.01
Bihar	2.35	2.64	-0.29
Chhattisgarh	0.32	0.35	-0.03
Gujarat	2.32	2.31	0.01
Haryana	1.06	1.1	-0.04
Karnataka	6.6	5.69	0.91
Madhya Pradesh	0.86	1.06	-0.2
Maharashtra	13.4	12.32	1.08
Odisha	0.19	0.17	0.02
Punjab	0.97	0.98	-0.01
Tamil Nadu	1.51	1.5	0.01
Telangana	0.32	0.29	0.03
Uttar Pradesh	23.6	23.95	-0.35
Uttarakhand	0.92	0.93	-0.01
West Bengal	0.16	0.17	-0.01
Others	0.26	0.35	-0.09
All-India	55.66	55.22	0.44

As of 23rd September 2022, Sugarcane sowing has reached 55.66 lakh hectares across India which is 0.44 lakh hectares higher as compared to the 2021-22 season. The major increase in acreages is due to good rainfall during the sowing period along with comparative higher profits.

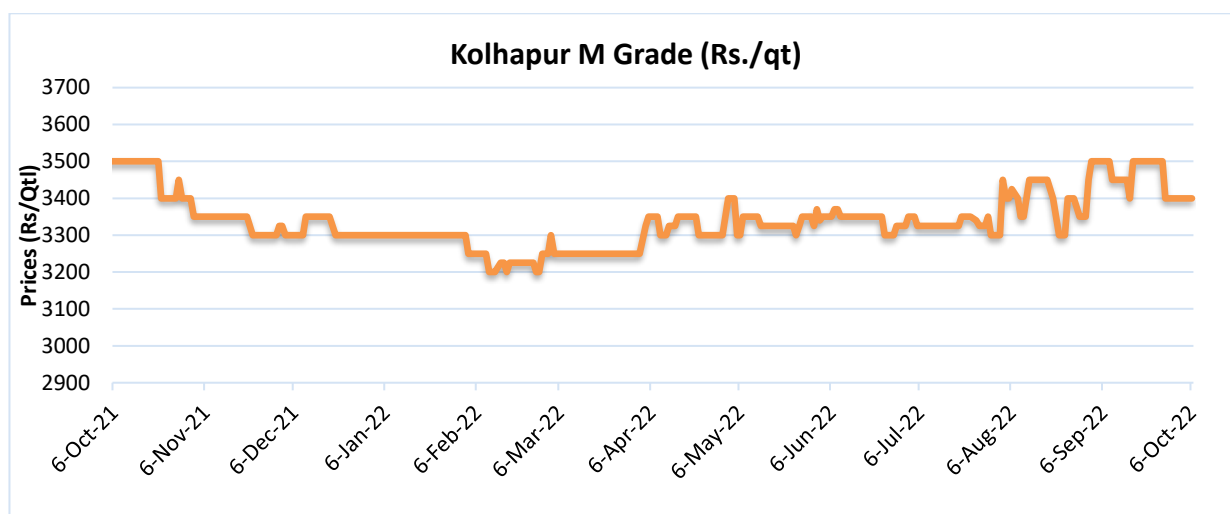
Price Outlook:

Sugar prices had decreased in the major markets across India last month due to weak demand in the domestic market. The average sugar prices were lower at Rs. 3500 per quintal from the previous month at Rs.3525 per quintal in Delhi market. The prices in Maharashtra also stood slightly higher at Rs.3493/q in Sep'22 as compared to the previous month. AgriWatch expects prices to remain in the range of Rs. 3,450-

Rs. 3,550 per quintal in the coming month; prices are expected to increase due to increase in festive demand during the October month.

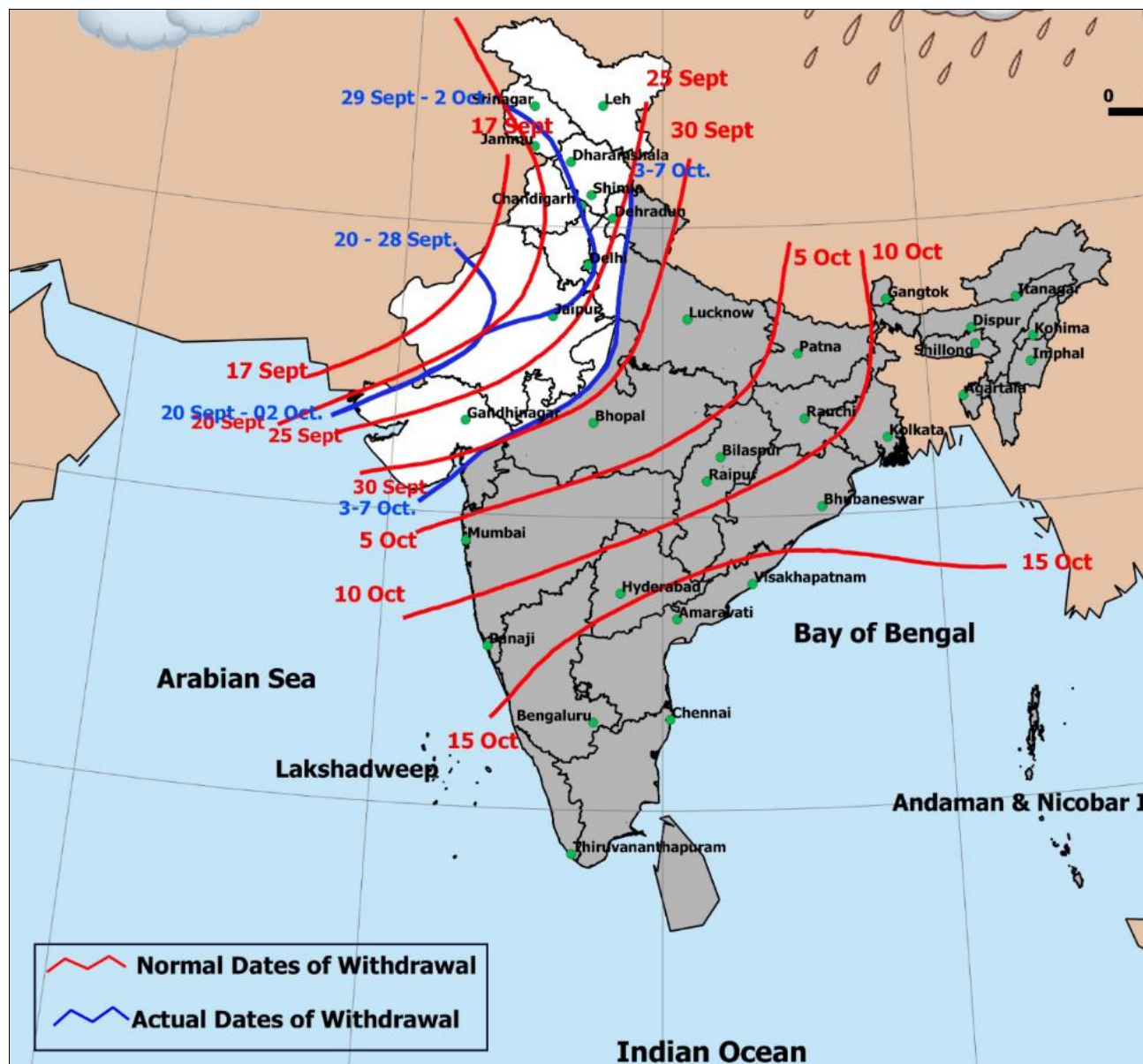
Price Projection for the Next Month:

As per AgriWatch estimates, spot sugar prices (M grade) in the benchmark Kolhapur market are likely to remain between Rs.3,450 -3,550 per quintal in October 2022.

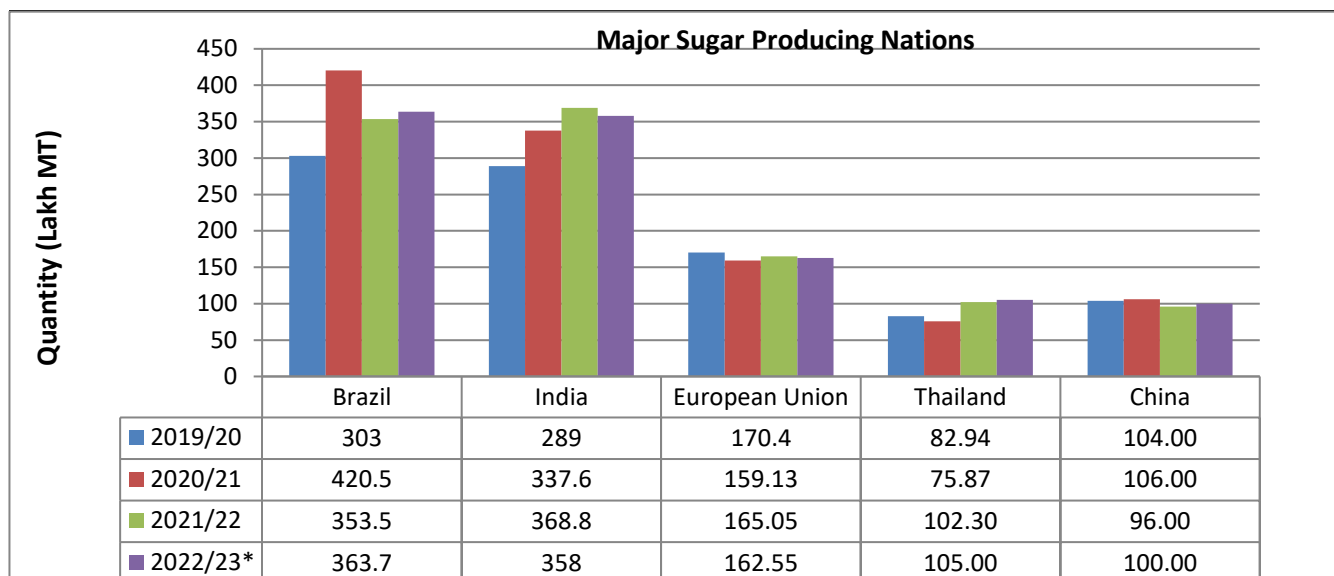


Weather Forecast

Withdrawal of southwest monsoon



International Market



Source: USDA

Major Market Highlights:

According to UNICA, Brazil's Center-South region sugarcane crushing has increased by 2.5% to 39.49 million tonnes during the first half of September 2022. The allocation to sugar production has been increased to 48.4% as against 46.4% last season. Earlier, sugar production was expected to fall but with the increase in arrivals and good sugar recovery, production has now increased in Brazil.

However, CONAB, Brazil has reduced its sugar production estimate to 33.9 MMT from its previous forecast of 40.3 MMT in anticipation of reduced acreages under the crop.

According to the International Sugar Organization, the global sugar production in the 2022-23 season is estimated at 177.372 million tonne, while consumption is projected to reach 174.604 million tonne. This indicates a surplus of 2.768 million tonne of sugar from October 2022. Global ethanol production in 2022 has been projected to reach 110.3 billion liters (+5.1 billion from 2021), consumption has been projected to reach 106.3 billion liters (+4.5 billion from 2021). Increased sugar production and consumption are expected in the India and Thailand in the 2022-23 season.

Thailand Sugar Balance Sheet (Nov-May)				
Season	Sugar Production	Exports	Domestic Consumption	Ending Stock
2020-21	75.87	37.39	235.0	9.06
2021-22	102.30	100.00	242.0	6.87
2022-23*	105.00	110.00	252.0	3.85

Brazil Sugar Balance Sheet (Apr-Mar)				
Season	Sugar Production	Exports	Domestic Consumption	Ending Stock
2020-21	420.5	321.5	101.5	3.40
2021-22	353.5	256.5	98	2.40
2022-23*	363.7	266.2	98	1.90

Source: USDA; Unit: Lakh Tonnes

International Sugar Prices

The Raw Sugar futures ICE traded higher by 1-2 percent at Rs. 3137 per Quintal. The LIFE Sugar traded higher at Rs. 3137 per Quintal as compared to the previous season of Rs. 3753 per Quintal.

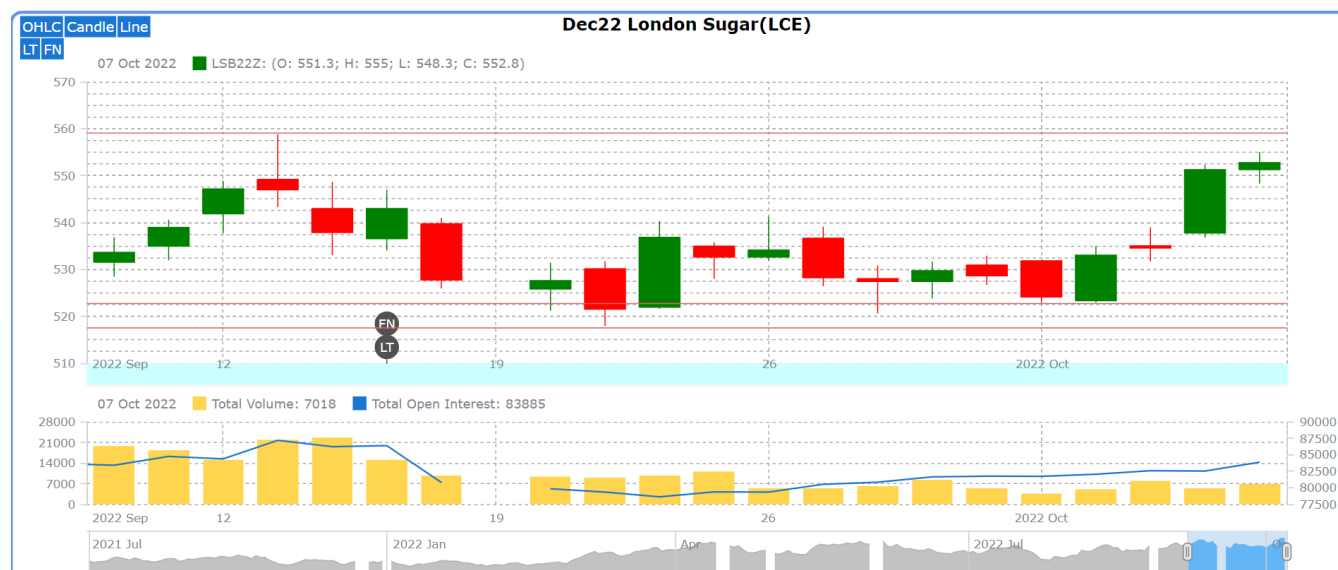
International Sugar Futures ICE					(Rs/Qtl)	
Futures month	% Change over previous year	Today	Week ago	Month Ago	Year Ago	RBI Dollar
		06-Oct-22	29-Sep-22	06-Sep-22	06-Oct-21	06-Oct-22
22-May	1.54	3137	3381	3058	3089	81.70
22-Jul	2.16	3378	3258	3149	3307	
22-Oct	-0.54	3217	3115	3090	3235	

(Source: mrci)

International Sugar Futures LIFFE					(Rs/Qtl)	
Futures month	% Change over previous year	Today	Week ago	Month Ago	Year Ago	RBI Dollar
		06-Oct-22	29-Sep-22	06-Sep-22	06-Oct-21	06-Oct-22
22-Aug	5.63	3137	3868	3874	3753	81.70
22-Oct	23.89	4504	4337	4246	3636	
22-Dec	6.80	4045	3946	3938	3787	

(Source: mrci)

International Sugar Futures Price Projection



LIFFE (White Sugar Exchange) Future Market Sugar Scenario (Dec'22 Contract)

Technical Commentary

- As depicted in the above chart, overall trend remains up and intact.
- Increase in open interest along with recent rise in prices indicates fresh positions are building up.
- Overall, the prices are expected to gain in the coming month.

International Sugar Futures Price Projection			
	Contract Month	Present Quote	Expected Price level for next Month
LIFFE Sugar (US \$/MT)	Dec'22	555	545-560



ICE (Raw Sugar Exchange) Future Market Scenario (Mar'23 Contract)

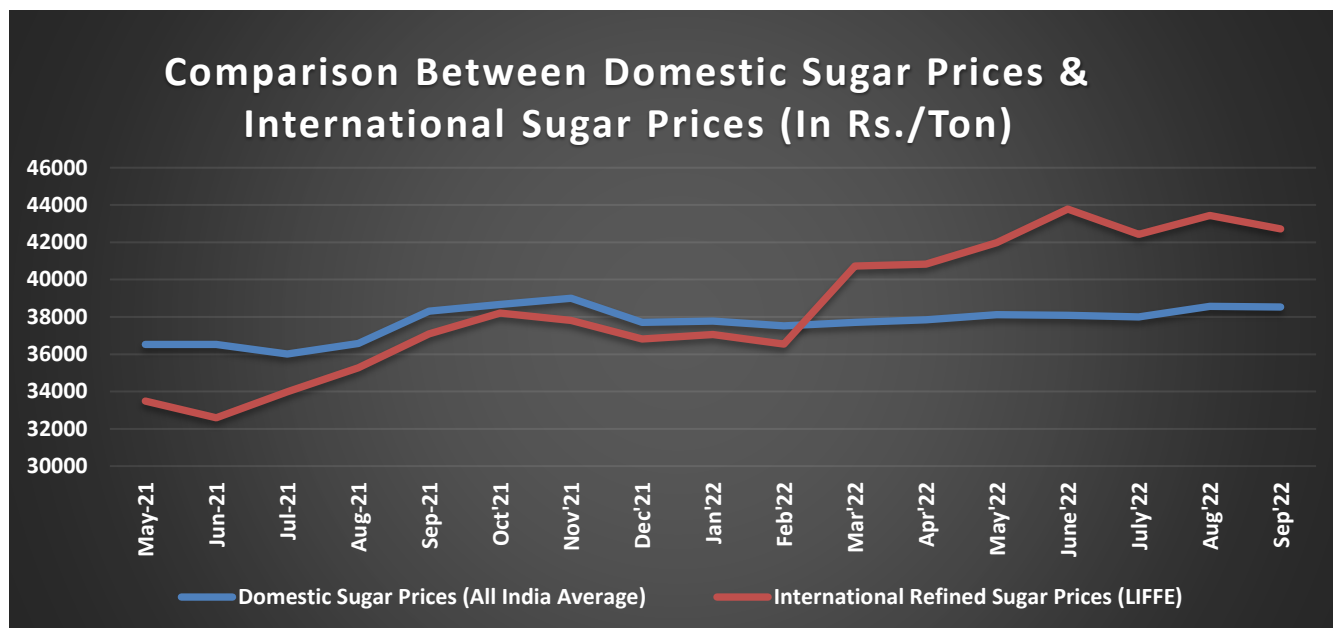
Technical Commentary:

- ☐ As depicted in the above chart, market has retraced back after taking a support of 17.45 level in the last month, market has broken up to 23% Fibonacci retracement level.
- ☐ Market is expected to remain firm in the coming month.

International Sugar Futures Price Projection

	Contract Month	Present Quote	Expected Price level for next month
ICE Sugar #11 (US Cent/lb)	Mar'23	18.72	17.70-18.90

Comparison of Indian Sugar Prices (All India Average) and International Refined Sugar Prices (LIFFE)



Source: USDA and Agmark.net

Domestic sugar prices stood slightly lower during Sept'2022. Domestic prices stood at Rs. 38,530 per tonne in Sept'22 compared to Rs. 38,569 per tonne in Aug'2022. The average international sugar prices have decreased around 2 percent in Sept'2022 to Rs.42,717 per tonnes from Rs. 43,430 per tonnes in Aug 2022. Mainly due to slightly lower demand from the international market during the last month particularly from China, Indonesia and European Union. Also, domestic prices have fallen with the departure of monsoon during the last month. Also, Domestic prices are expected to increase with improved festive demand in the coming October 2022.

Ethanol

During the 2021-22 season, revenue of about Rs. 18,000 crore has been made by sugar mills/distillers from the sale of ethanol. Also, the ethanol production capacity of molasses/distillers has increased to 605 crore litres per annum and the progress is still continuing to meet the 20% blending target by 2025.

For the coming season, the diversion of sugar to ethanol is expected to increase from 35 LMT to 50LMT which would generate revenue for sugar mill to about Rs. 25,000 crore.

According to the market sources, the center may hike the ethanol purchase price by Rs.2 per liter for the 2022-23 season (Dec-Nov). According to the Ministry of petroleum and natural gas, the government has achieved 10.3% ethanol blending in petrol as of June 2022, ahead of the November 2022 deadline. Earlier, during the 2021-22 season, the government increased the procurement price of all three categories of ethanol produced from different sources by 1.27 to 2.55 percent.

Raw Material	Ethanol Procurement Price (Rs./liter)			
	2018-19	2019-20	2020-21	2021-22
C-heavy molasses	43.46	43.75	45.69	46.66
B-heavy molasses	52.43	54.27	57.61	59.08
Sugarcane juice/Syrup	59.19	59.48	62.65	63.45
Damaged food grain	47.13	50.36	51.55	-
Surplus rice issued by FCI	-	-	56.87	-
Maize	-	-	51.55	-

Note: Brazil Ethanol production has increased by 2% to 2.12 billion litres till the first half of September 2022.

Uttar Pradesh: Mill-wise Ethanol List (01/10/2022)

S.N o	Factory Name	Opening Stock	Production To Date	Stock On Date	Sale in Hand	Last Sold Rate
		(in Lac B.L.)				(in Rs./litre)
		01st October 2022				
1	ANOOPSAHAR (ANOO)	3.46	29.24	0.43	44.98	59.08
2	GHOSI (GHOS)	3.7	9.28	0.33	27.54	59.08
3	KAIMGANJ (KAIM)	1.62	0	1.59	9.57	46.66
4	MAJHOLA (MAJH)	0	0	0	0	0
5	NANAUTA (NANA)	2.58	11.14	0.79	29.63	46.66
6	NANAPRA (NANP)	0	0	0.5	7	46.66
7	SAMPORNANAGAR (SAMP)	4.84	6.91	0.3	61.9	46.66
8	SATHIAON (SATN)	14.44	19.06	1.14	29.74	59.08
9	SNEH ROAD (SNEH)	0.13	42.84	0.07	92	59.08
Tota l		30.77	118.47	5.15	302.36	

Domestic Sugar Spot Prices:

Spot Sugar Prices Scenario (Monthly-Average)					
Commodity	Centre	Variety	Average Prices (Rs/Qtl)		Change
Sugar			Sep'22	Aug'22	
Delhi	Delhi	M-Grade	3500	3525	-25
	Delhi	S-Grade	3480	3505	-25
Uttar Pradesh	Ramala	M-Grade	3530	3505	25
	Dhampur	M-Grade Ex-Mill	3530	3559	-29
	Dhampur	S-Grade Ex-Mill	3510	3559	-49
	Dhampur	L-Grade Ex-Mill	3580	NA	-
Maharashtra	Mumbai	M-Grade	3559	3649	-90
	Mumbai	S-Grade	3639	3525	114
	Nagpur	M-Grade	3542	3515	27
	Nagpur	S-Grade	3592	3485	108
	Kolhapur	M-Grade	3493	3390	103
	Kolhapur	S-Grade	3467	3359	108
Assam	Guhawati	S-Grade	3368	3619	-251
Meghalaya	Shillong	S-Grade	3688	3679	9
Andhra Pradesh	Vijayawada	M-Grade (With Duty)	3986	3971	15
	Vijayawada	S-Grade (With Duty)	3912	3871	41
West Bengal	Kolkata	M-Grade	3915	3855	60
Tamil Nadu	Chennai	S-Grade (With GST)	3525	3543	-18
	Dindigul	M-Grade (DCA)	3833	3803	30
	Coimbatore	M-Grade (DCA)	3843	3828	15
Chattisgarh	Ambikapur	M-Grade (Without Duty)	3850	3875	-25
Sugar Prices are in INR/Quintal. (1 Quintal=100 kg)					

Spot Jaggery(Gur) Prices Scenario (Monthly-Average)					
Commodity	Centre	Variety	Prices (Rs/Qtl)		Change
Jaggery(Gur)			Sep'22	Aug'22	
Uttar Pradesh	Muzaffarnagar	Chaku Sukha(Cold)	NA	NA	-
	Muzaffarnagar	Chaku(Arrival)(40kg Bag)	NA	NA	-
	Muzaffarnagar	Khurpa (Fresh)	NA	NA	-
	Muzaffarnagar	Laddoo (Fresh)	NA	NA	-
	Muzaffarnagar	Rascut (Fresh)	NA	NA	-
	Hapur	Chaurasa	3096	3058	39

	Hapur	Balti	3096	3058	39
Andhra Pradesh	Chittur	Gold	NA	NA	-
		White	NA	NA	-
		Black	NA	NA	-
Maharashtra	Latur	Lal Variety	NA	NA	-
Karnataka	Bangalore	Mudde (Average)	4550	4540	10
	Belgaum	Mudde (Average)	4000	4057	-57
	Belthangadi	Yellow (Average)	NA	NA	-
	Bijapur	Achhu	NA	NA	-
	Gulbarga	Other (Average)	NA	2954	-
	Mahalingapura	Penti (Average)	3538	3525	13
	Mandya	Achhu (Medium)	3430	3512	-82
	Mandya	Kurikatu (Medium)	3340	3354	-14
	Mandya	Other (Medium)	3325	3310	16
	Mandya	Yellow (Medium)	3440	3437	3
	Shimoga	Achhu (Average)	3795	3795	-

International Sugar Prices (Monthly- Average)				
	Contract Month	Sep'22	Aug'22	Change
ICE Sugar #11 (US Cent/lb)	22-May	17.21	17.23	-0.02
	22-Jul	16.93	16.91	0.02
	22-Oct	17.62	17.40	0.22
LCE Sugar (US Cent/lb)	22-Aug	483.23	484.95	-1.72
	22-Oct	520.16	546.94	-26.78
	22-Dec	527.87	517.91	9.96

Retail and Wholesale Sugar & Gur Price

Retail Prices		
Commodity: Sugar& Gur (Rs./Kg.)		
Date	1-Oct-22	1-Oct-22
Centre	Sugar	Gur
NORTH ZONE		
CHANDIGARH	42	48
DELHI	41	57
HISAR	NR	NR
SHIMLA	44	43
MANDI	42	43
DHARAMSHALA	42	45
SOLAN	43	46
UNA	42	45
BILASPUR-HP	40	39
CHAMBA	44	42
HAMIRPUR	44	45
LUDHIANA	40	50
BATHINDA	41	52
LUCKNOW	41	53
KANPUR	40	48
VARANASI	49	57
AGRA	40	44
JHANSI	42	43
MEERUT	40	47
ALLAHABAD	45	47
GORAKHPUR	41	47
SAHARANPUR	40	46
BAREILLY	39	47
AYODHYA	39	46
MORADABAD	40	45
ALIGARH	39	42
WEST ZONE		
RAIPUR	41	46
DAMAN	35	45
PANAJI	41	55
AHMEDABAD	38	51
RAJKOT	40	51
SURAT	40	50
BHUJ	43	50
SELAMBA	40	50
WAGHAI	43	41

Daily Wholesale Prices		
Commodity: Sugar & Gur (Rs./Kg.)		
Date	1-Oct-22	1-Oct-22
Centre	Sugar	Gur
NORTH ZONE		
CHANDIGARH	3550	4250
DELHI	3800	3700
HISAR	3900	3800
SHIMLA	4000	3900
MANDI	4014	3400
DHARAMSHALA	3800	3800
SOLAN	3900	4000
UNA	3860	3800
BILASPUR-HP	3902	3550
CHAMBA	4250	4100
HAMIRPUR	3955	4324
LUDHIANA	3800	4000
BATHINDA	3850	4500
LUCKNOW	3870	4340
KANPUR	3900	4600
VARANASI	4300	4900
AGRA	3830	3750
JHANSI	3900	4000
MEERUT	3800	4400
ALLAHABAD	3950	4250
GORAKHPUR	3800	4200
SAHARANPUR	3915	4040
BAREILLY	3780	3900
AYODHYA	3900	3965
MORADABAD	3800	4000
ALIGARH	3400	3750
WEST ZONE		
RAIPUR	3900	4100
DAMAN	NR	NR
PANAJI	3770	4300
AHMEDABAD	3600	4500
RAJKOT	3730	4800
SURAT	NR	NR
BHUJ	3800	4350
SELAMBA	3700	4200
WAGHAI	3900	3800

BODELI	40	42
VAPI	40	54
BHOPAL	42	45
INDORE	41	47
GWALIOR	47	42
JABALPUR	42	38
REWA	41	43
SAGAR	38	36
JHABUA	40	55
PUNE	42	38
NASHIK	40	53
MANGAON-RAIGAD	47	64
DHARNI	41	41
LATUR	37	38
AKLUJ	39	42
JAIPUR	41	43
JODHPUR	41	48
KOTA	42	47
UDAIPUR	40	51
EAST ZONE		
PATNA	44	46
BHAGALPUR	44	41
PURNIA	43	42
DARBHANGA	NR	NR
MOTIHARI	42	43
SAMASTIPUR	42	40
KATIHAR	48	46
ARARIA	42	42
NAWADA	44	43
KHAGARIA	43	42
RANCHI	42	50
GUMLA	NR	NR
SAHIBGANJ	42	50
BOKARO	NR	NR
LOHARDAGA	43	42
SIMDEGA	42	44
DHANBAD	42	48
ROURKELA	43	46
BERHAMPUR	44	47
JEYPORE	45	45
BALASORE	42	52
BARIPADA	44	55
BALANGIR	40	47
KHARAGPUR	NR	NR

BODELI	3800	4000
VAPI	3800	4900
BHOPAL	3610	3715
INDORE	3680	3900
GWALIOR	3900	4000
JABALPUR	3600	3400
REWA	3650	NR
SAGAR	3650	3425
JHABUA	3800	4400
PUNE	3300	3100
NASHIK	3680	4300
MANGAON-RAIGAD	4000	5800
DHARNI	3820	3700
LATUR	3620	3500
AKLUJ	3400	3200
JAIPUR	3800	4000
JODHPUR	3800	4000
KOTA	3610	3800
UDAIPUR	3900	NR
EAST ZONE		
PATNA	3975	4200
BHAGALPUR	3800	3700
PURNIA	3900	3800
DARBHANGA	NR	NR
MOTIHARI	3900	4000
SAMASTIPUR	3900	3850
KATIHAR	4600	4400
ARARIA	3800	3800
NAWADA	3900	4200
KHAGARIA	3960	3850
RANCHI	3980	4100
GUMLA	NR	NR
SAHIBGANJ	3950	4200
BOKARO	4000	4000
LOHARDAGA	4000	4100
SIMDEGA	4000	4000
DHANBAD	4000	4200
ROURKELA	3900	4000
BERHAMPUR	4300	4600
JEYPORE	4000	4200
BALASORE	3960	4400
BARIPADA	4100	4200
BALANGIR	3660	3900
KHARAGPUR	NR	NR

RAMPURHAT	46	58
MALDA	43	49
RAIGANJ	43	58
NORTH EAST ZONE		
PORT BLAIR	51	69
MAYABUNDER	49	66
CAR NICOBAR	55	80
GANGTOK	48	60
AGARTALA	50	52
SOUTH ZONE		
VIJAYWADA	43	56
VISAKHAPATNAM	41	51
KURNOOL	40	57
TIRUPATHI	40	57
DHARWAD	39	47
MANGALORE	40	50
MYSORE	40	62
BENGALURU (EAST RANGE)	43	58
BELAGAVI	42	52
KALABURAGI	45	45
TUMAKURU	41	63
BELLARY	38	42
DHAVANAGERE	40	58
SHIVAMOGGA	40	44
VIJAYAPUR	41	44
T.PURAM	42	74
THRISSUR	43	64
PALAKKAD	41	50
WAYANAD	40	49
KOTTAYAM	42	67
PATHANAMTHITTA	42	85
ALAPUZHA	40	59
KOLLAM	44	69
PUDUCHERRY	42	52
CHENNAI	40	59
HYDERABAD	36	51
KARIMNAGAR	40	53
WARANGAL	41	53
ADILABAD	39	57
SURYAPET	47	55
JADCHERLA	39	55

RAMPURHAT	3940	5040
MALDA	3900	4200
RAIGANJ	4000	5300
NORTH EAST ZONE		
PORT BLAIR	4700	6300
MAYABUNDER	4500	6250
CAR NICOBAR	4400	7500
GANGTOK	4500	5000
AGARTALA	4200	4200
SOUTH ZONE		
VIJAYWADA	3980	4900
VISAKHAPATNAM	3800	4800
KURNOOL	3400	4200
TIRUPATHI	3800	5000
DHARWAD	3750	4150
MANGALORE	3850	3800
MYSORE	3600	4600
BENGALURU (EAST RANGE)	3750	4800
BELAGAVI	3720	4000
KALABURAGI	3780	4100
TUMAKURU	3800	4800
BELLARY	3600	3800
DHAVANAGERE	3750	4100
SHIVAMOGGA	3800	4000
VIJAYAPUR	3700	3800
T.PURAM	3980	5300
THRISSUR	3800	4300
PALAKKAD	3800	4600
WAYANAD	3860	3850
KOTTAYAM	3850	5200
PATHANAMTHITTA	3450	7250
ALAPUZHA	3860	4750
KOLLAM	3850	5000
PUDUCHERRY	3800	4900
CHENNAI	3800	5200
HYDERABAD	3600	4300
KARIMNAGAR	3400	4400
WARANGAL	3900	4800
ADILABAD	3900	4800
SURYAPET	3700	5500
JADCHERLA	3800	5000



Average Price1	42.62	51.26
Maximum Price1	55	100
Minimum Price1	35	34
Modal Price1	40	50

Average Price1	3924.78	4443.76
Maximum Price1	4700	9000
Minimum Price1	3300	3100
Modal Price1	3800	4000

Disclaimer

The information and opinions contained in the document have been compiled from sources believed to be reliable. The company does not warrant its accuracy, completeness and correctness. Use of data and information contained in this report is at your own risk. This document is not, and should not be construed as, an offer to sell or solicitation to buy any commodities. This document may not be reproduced, distributed or published, in whole or in part, by any recipient hereof for any purpose without prior permission from the Company. IASL and its affiliates and/or their officers, directors and employees may have positions in any commodities mentioned in this document (or in any related investment) and may from time to time add to or dispose of any such commodities (or investment). Please see the detailed disclaimer at © 2022 Indian Agribusiness Systems Ltd.