

Domestic Market Highlights

As is the practice, ISMA procured satellite images of cane area in the 2nd week of Jan' 2023. The satellite pictures have given a good idea of the area already harvested and remaining unharvested area in the fields across the country.

ISMA is releasing its 2nd advance estimates of sugar production for 2022-23 SS as per table below:

States	Sugarcane Acreage		% Change over the last year
	Lakh Hectares		
	2021-22	2022-23	
Uttar Pradesh	23.1	23.8	3
Maharashtra	13.5	14.5	7
Karnataka	5.9	6.5	11
Tamil Nadu	2.6	2.9	11
Gujarat	2.1	2.2	6
Others	8.7	9.1	5
Total End of season	55.9	59	6

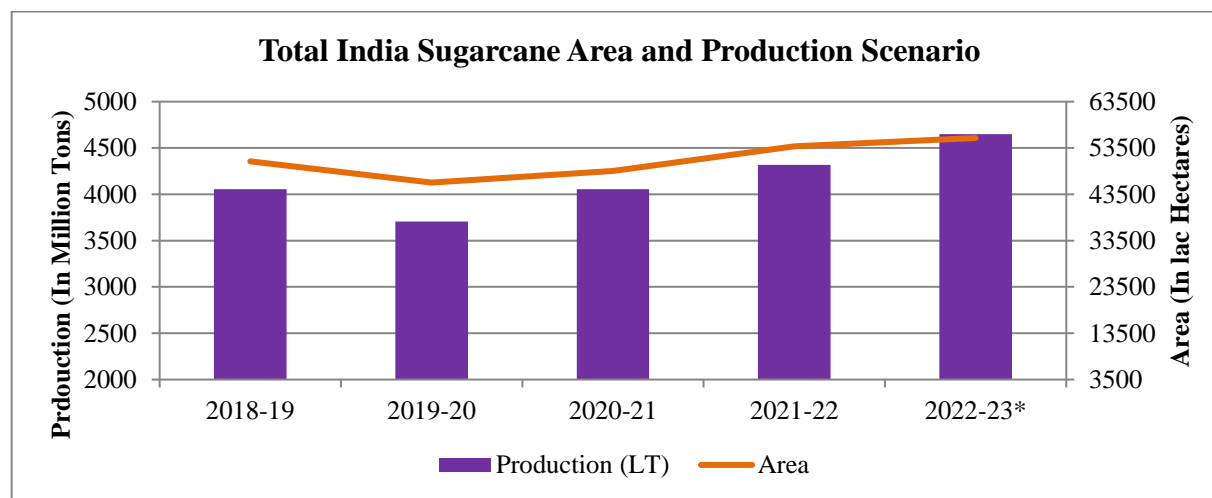
S.No	States	2021-22			2022-23		
		Estimated sugar production	Estimated sugar diversion	Actual sugar production	Estimated sugar production	Estimated sugar diversion	Actual sugar production
		BEFORE DIVERSION		AFTER DIVERSION	BEFORE DIVERSION		AFTER DIVERSION
		Lac tons	Lac tons	Lac tons	Lac tons	Lac tons	Lac tons
1	Uttar Pradesh	114	12	102	117	16	101
2	Maharashtra	148	11	137	136	15	121
3	Karnataka	68	7.5	60	67	11	56
4	Tamil Nadu	13		13	16		16
5	Gujarat	12	1.5	12	12	3	12
6	Others	35		34	37		34
7	Total	390	32	358	385	45	340

Post diversion of 45 lac tons to ethanol due to diversion of cane juice / syrup and B-molasses to ethanol, ISMA estimates sugar production in 2022-23 at around 340 lakh tons of sugar.

Production Estimates

S.No	State	No. of Working Factories		Net estimated Sugar Production (without Diversion)		Estimated Sugar Diversion into ethanol upto 31 st January		Actual Sugar Production (after Diversion)	
		2022-23	2021-22	2022-23	2021-22	2022-23	2021-22	2022-23	2021-22
1	Uttar Pradesh	117	120	58.3	55.9	7.3	5.6	51.0	50.3
2	Maharashtra	199	194	81.1	78.1	7.3	5.2	73.8	72.9
3	Karnataka	73	72	46.5	43.6	7.1	4.8	39.4	38.8
4	Others*	127	123	30.2	25.8	0.9	0.7	29.3	25.1
Total		516	509	216.1	203.4	22.6	16.3	193.5	187.1
Difference		7		12.7		6.3		6.4	

In the current season, 520 mills started their operations so far against 510 mills which operated last season, as on 31st January'2023. On the corresponding date, 4 mills have closed their crushing operations in the current season, while 516 sugar mills were still operating in the country. However, in the last season 2021-22, 1 mill had closed its crushing operations and 509 mills were operating on the corresponding date.



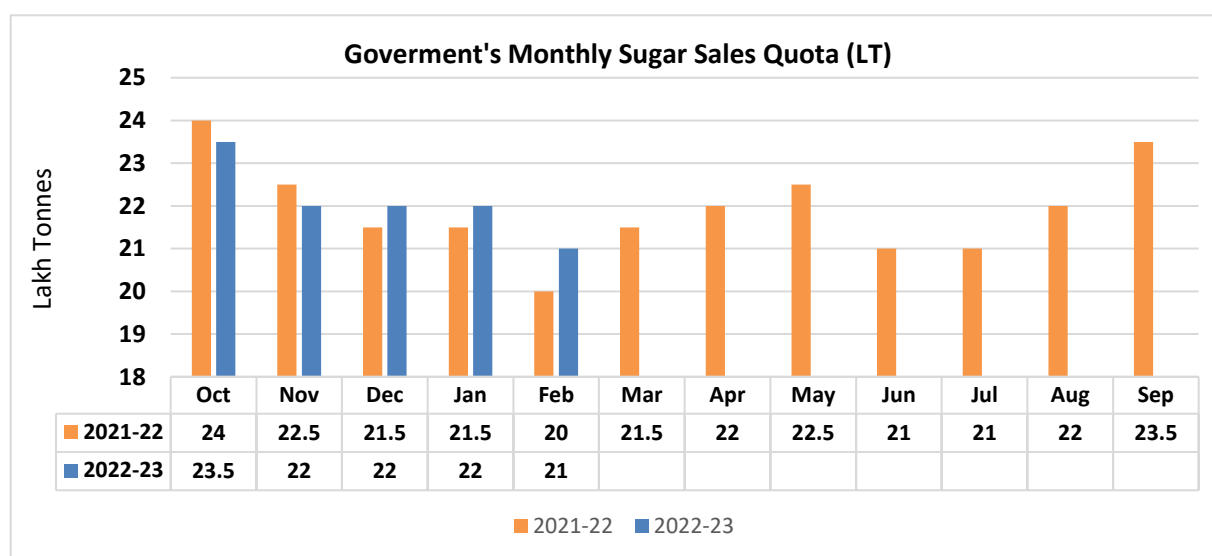
Source: dacnet.nic.in *01st Advance estimate

According to the Ministry of Agriculture and Farmer's Welfare First Advance estimate, total sugarcane production in India for the 2022-23 season is expected to be at 4734 lakh tonnes as compared to the previous season of 4318 lakh tones in the 2021-22 season. As per Agriwatch, the expectation of increase in production was mainly from Maharashtra and Karnataka. Also, good rains earlier in the season may result in better yield during the 2022-23 season.

India's Sugar Production Estimate (LMT)		
	2021-22	2022-23*
AgriWatch	356	348
ISMA	360	340
USDA	368	358

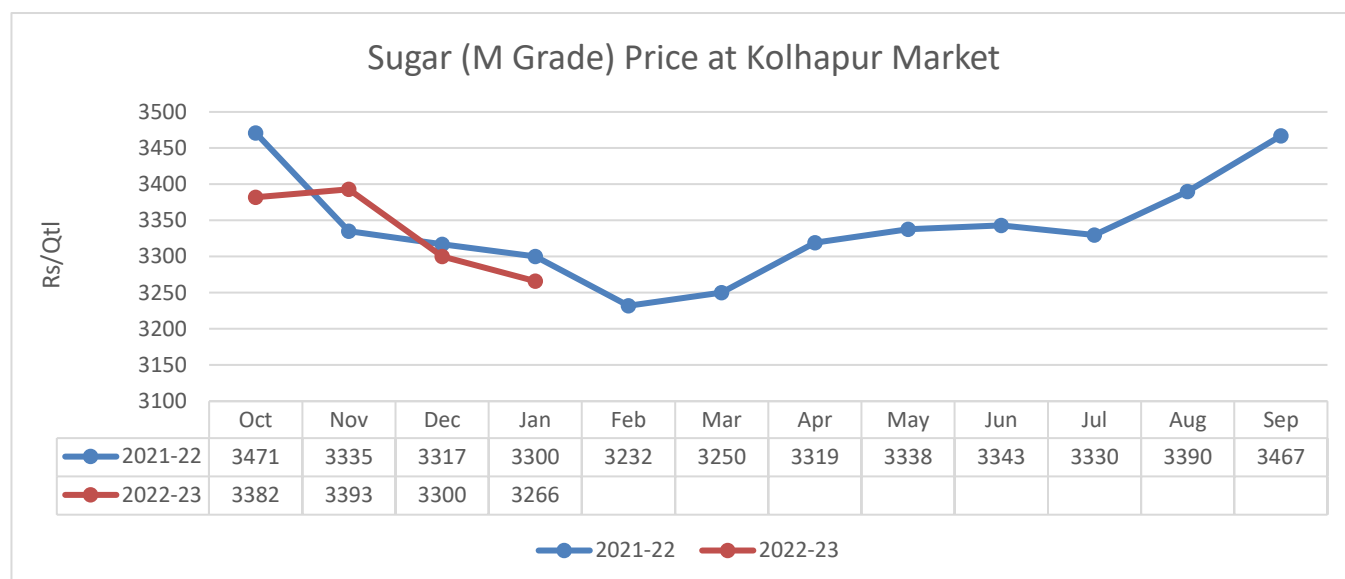
Domestic Sales Quota:

In a notification issued on 31st day of January 2023, the food ministry has allocated 21 LMT monthly sugar quota for February 2023 to 554 sugar mills which is higher than 1 LMT in comparison to the quota allocated in February 2022.



Sugar Prices:

As sugar demand was comparatively improved. Prices during the 2022-23 season are expected to increase in anticipation of increase in domestic consumption during the 2022-23 season along with expected decline in domestic sugar production. However, sugar prices have continued to fall in January 2023 mainly due to improved crushing and surplus availability in the domestic market.



Source: AgriWatch

Sugar Export:

As per the market sources, the government may take a decision in the coming February month for increasing the sugar export quota from the current 60 lakh tonne. In the current marketing year so far, the mills have dispatched 30 lakh tonnes of sugar for exports and out of that 18 lakh tonnes have already been shipped. As per the food ministry, the entire 60 lakh tonnes will get exported by May. The government is currently assessing the supply and demand estimate in the domestic market along with the actual sugar production.

As per the All-India Sugar Traders Association, sugar exporters, including mills have almost exhausted the 6 million tonne of export quota allocated by the Centre for the current 2022-23 sugar season. Almost all the deals signed till 31st December 22 will be exported by 31st March'22. Also, Iran and Indonesia have emerged as the biggest buyers of Indian sugar this season.

India has exported around 1.692 million tonne of sugar till 4th January 2023, including 59,596 tonne to china. About 147,000 tonnes of sugar was exported to Bangladesh and around 82,462 tonne to Sri Lanka.

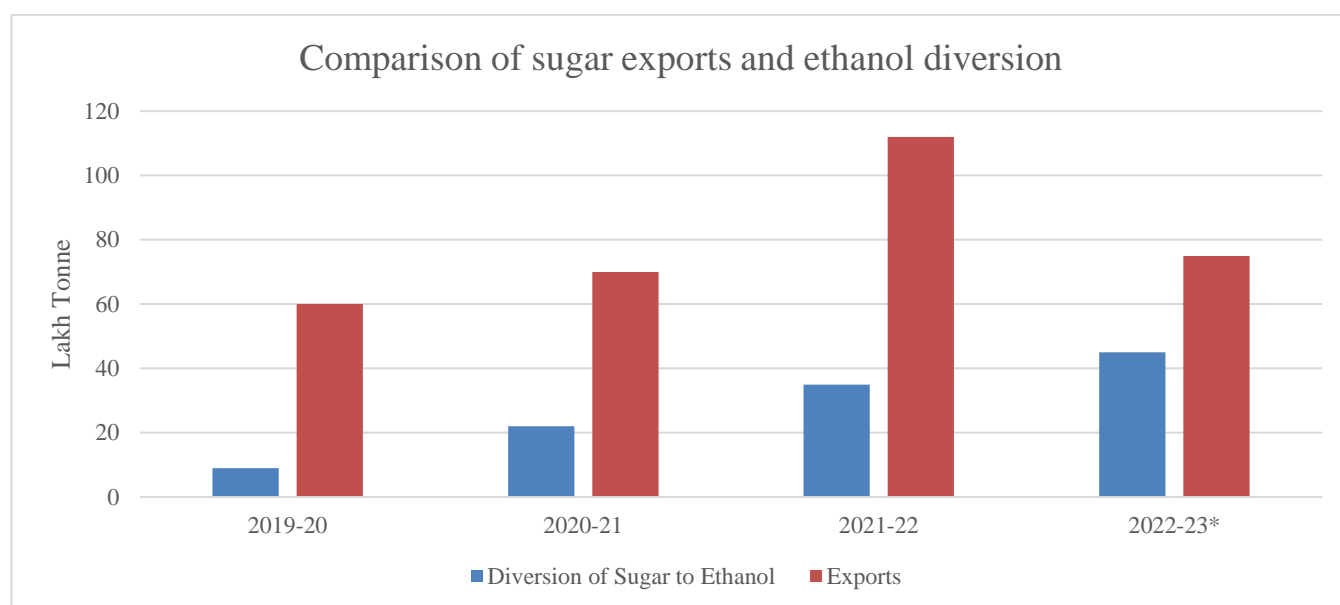
AgriWatch estimates sugar exports of around 75 lakh tonnes during the 2022-23 season, mainly due to the expectation of increased production in 2022-23 season along with comparatively lower domestic prices.

The Indian Sugar Mills Association is expecting that the government may allow an additional 2-4 million tonne of sugar exports for the 2022-23 season. The government earlier approved 6 million tonne of sugar exports for the 2022-23 season. Overall sugar production in India during the 2022-23 season is expected to be 36 million tonne and ethanol about 5 million tonne.

India has a limited opportunity for exports during the 2022-23 season.

The Center South region Brazil indicates higher sugar production for the 2022-23 and 2023-24 seasons (April – March). As per market sources, the 2023-24 Sugar season in CS Brazil is set to recover to over 36 million tonnes of sugar production, up from 33 million tonnes estimated for 2022-23 season. This sugar will be available in the global market by May, 2023.

Similarly, Thailand production is also expected to increase to around 11.5 -12 million tonnes in 2022-23 season. The Raw sugar futures for May'2023 can be delivered up to 28th April, 2023. Therefore, Opportunity for Indian sugar mills to export maximum sugar is up to April, 2023.



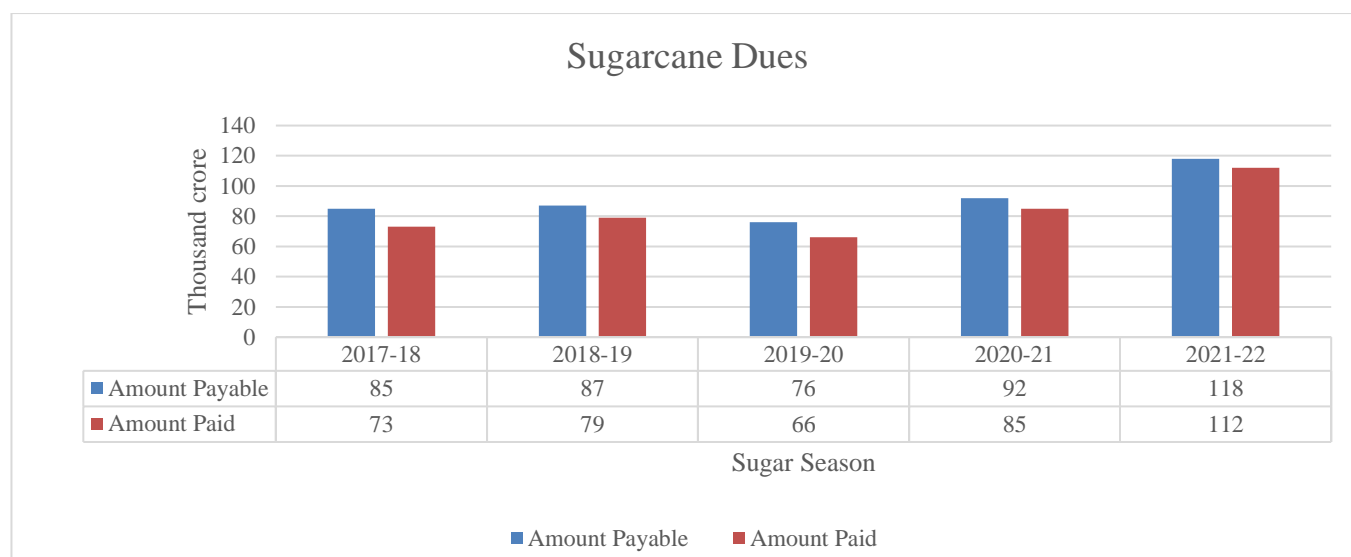
Source: AgriWatch

As per AgriWatch, Sugar exports during the 2022-23 season is expected to be 75 lakh tonne as the domestic prices are currently lower as compared to the international prices. Government has been encouraging sugar mills to divert sugar to ethanol and also to export surplus sugar so that sugar mills may make payments of cane dues to farmers in time and also mills may have better financial conditions to continue their operation for the coming season. About 45 lakh tonne of sugar is expected to be diverted for ethanol production during the 2022-23 season.

Sugarcane dues:

Uttar Pradesh sugar mills had cleared around 97.40 % of cane dues of the 2021-22 sugar season. The mills have cleared sugarcane dues of around Rs. 2892.32 crore against the total 2969.37 crore. Sugarcane crushing has also paced up for the 2022-23 season and around 3.6 lakh tonne of sugar has been produced till 15th November 2022.

During the previous 2021-22 sugar season, sugar mills procured sugarcane worth more than 1.18 lakh crore and released payments of around 1.12 lakh crore with no financial assistance from the government of India. Thus, cane dues at the end of sugar season are less than Rs. 6,000 crore indicating that 95% of cane dues have already been cleared. In the previous, 2020-21 season government has cleared more than 99% cane dues.



Sugar Balance Sheet

SUGAR BALANCE SHEET 2022-23(MMT)							
SUGAR BALANCE SHEET 2022-23(MMT)	2020-21	2021-22	2022-23*	Oct-Dec	Jan-Mar	Apr-Jun	Jul-Sep
Carry in stock	9.44	6.64	3.44	3.44	3.69	6.78	4.5
Estimated sugar production	30.9	35.6	34.81	8.45	12.4	7.51	6.45
Imports	0	0	0	0	0	0	0
Estimated sugar availability	40.34	42.24	38.25	11.89	16.09	14.29	10.95
Exports	7.2	11.6	7.5	1.45	2.45	2.15	1.45
Availability for domestic consumption	33.14	30.64	30.75	10.44	13.64	12.14	9.5
Estimates sugar consumption	26.5	27.2	27.5	6.75	6.86	7.64	6.25
Carry out stock	6.64	3.44	3.25	3.69	6.78	4.5	3.25

Source: AgriWatch; Unit MMT

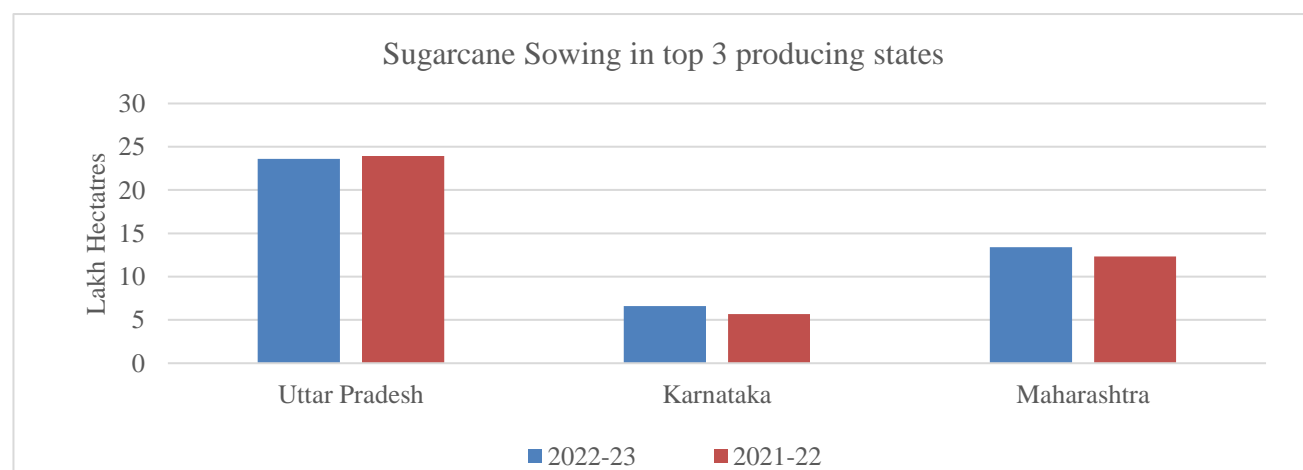
AgriWatch has estimated sugar production to reach 34.81 MMT in the 2022-23 season, higher from 2021-22 season due to higher sugar recovery expectations from Maharashtra and Karnataka along with increased acreages and good rainfall during the past months across India. Exports for the 2022-23 season are expected to reach 7.5 MMT. Further, domestic consumption is expected to improve in 2022-23 season to 27.5 MMT from 26.2 MMT in 2021-22 season.

Sugarcane sowing 2022-23

Sugarcane sowing was around 55.66 lakh hectares across India which is 0.44 lakh hectares higher as compared to the 2021-22 season. The major increase in acreages is due to good rainfall during the sowing period along with comparative higher profits.

As of 28th November 2022, Gujarat sugarcane sowing has reached 1,14,467 hectares for the 2022-23 season which is slightly higher compared to the previous season's sowing of 1,05,167 hectares. The good rainfall during the past month has resulted in an increase in acreages under the sugarcane crop.

Sugarcane Sowing (Lakh Hectares) As of 23 rd Sep 2022			
State-wise	2022-23	2021-22	Difference
Andhra Pradesh	0.47	0.84	-0.37
Assam	0.29	0.3	-0.01
Bihar	2.35	2.64	-0.29
Chhattisgarh	0.32	0.35	-0.03
Gujarat	2.32	2.31	0.01
Haryana	1.06	1.1	-0.04
Karnataka	6.6	5.69	0.91
Madhya Pradesh	0.86	1.06	-0.2
Maharashtra	13.4	12.32	1.08
Odisha	0.19	0.17	0.02
Punjab	0.97	0.98	-0.01
Tamil Nadu	1.51	1.5	0.01
Telangana	0.32	0.29	0.03
Uttar Pradesh	23.6	23.95	-0.35
Uttarakhand	0.92	0.93	-0.01
West Bengal	0.16	0.17	-0.01
Others	0.26	0.35	-0.09
All-India	55.66	55.22	0.44



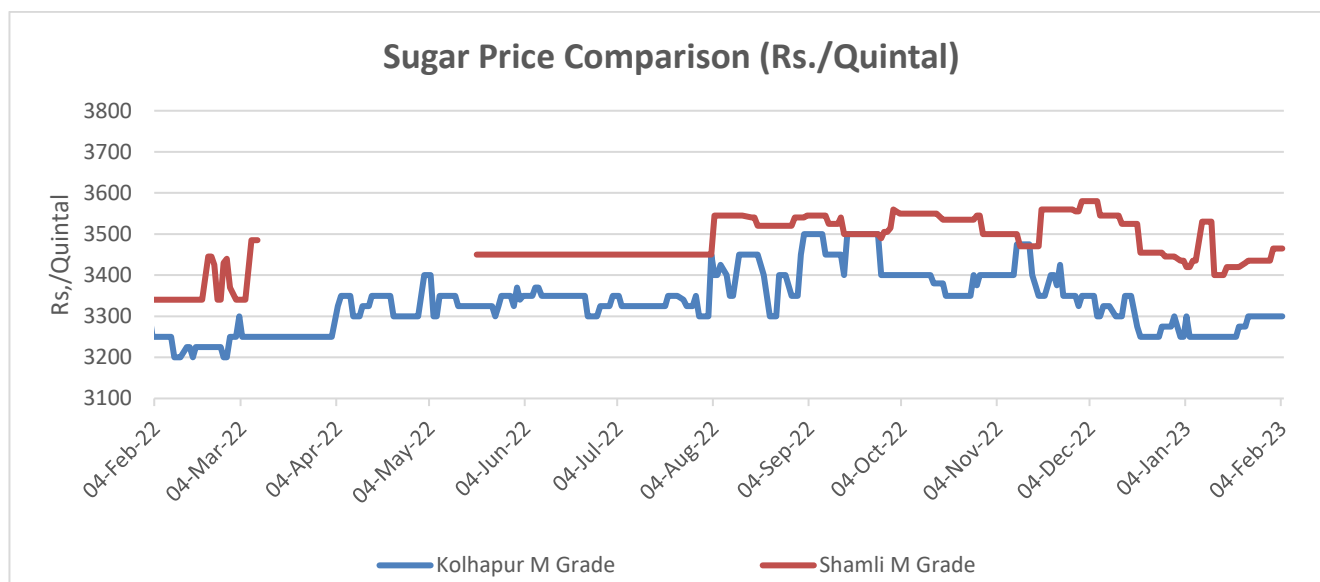
Source: NFSM

Price Outlook:

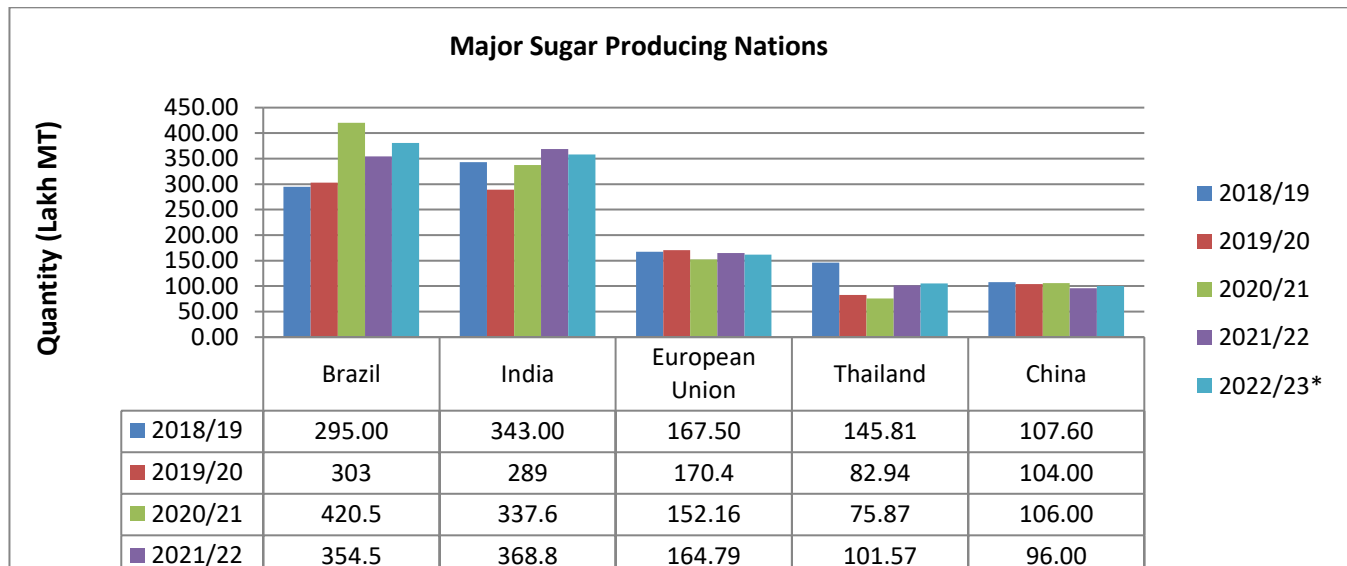
Sugar prices had decreased in the major markets across India last month due to improved supply in the domestic market. The average sugar prices were higher at Rs. 3514 per quintal in December 2022 from the previous month at Rs.3541 per quintal in Delhi market. However, the prices in Maharashtra also stood slightly lower at Rs.3300/q in Dec'22 as compared to the previous month. AgriWatch expects prices to remain in the range of Rs. 3,250- Rs. 3,350 per quintal in the coming month; prices are expected to increase due to increase in demand from weddings during the January- February month.

Price Projection for the Next Month:

As per AgriWatch estimates, spot sugar prices (M grade) in the benchmark Kolhapur market are likely to remain between Rs.3,300 -3,450 per quintal in February 2023. In Shamli market prices were trading steady at Rs. 3435 per Quintal. Prices are further likely to increase in the coming month due to expectation of increased demand.



International Market



Source: USDA

Major Market Highlights:

The Pakistan government has granted permission to the Pakistan Sugar Mills Association (PSMA) to export half a million tonne of sugar. The export would bring in \$250 million and the government has stated that the domestic prices will not be affected due to sugar exports. As per the Ministry of Production, Pakistan in the first phase will export around one lakh tonne of sugar. After taking review, an additional five lakh tonne of sugar will be exported in the next fortnight.

Sugarcane crushing in the Center-South region of Brazil has increased in the second half of November 2022 as compared to the previous season around the same time. The sugarcane crushing was around 318.75% higher at 16.23 million tonness in November 2022. Sugar production has increased by 532.3% to 1.03 million tonne while ethanol production was 887.26 million litres higher by around 148%.

According to the market sources, the Pakistan government has increased the prices of wheat flour, sugar and ghee by around 25 to 62 per cent for sale through the Utility Stores Corporation (USC) with immediate effect to reduce the impact of untargeted subsidies. The price of sugar under the new rates has increased to Rs.89 per kg from Rs.70 per kg previously.

Indonesia's government plans to import 991,000 tonne of white crystal sugar for consumption. The government has issued a permit to import 500,000 tonne of sugar but only 300,000 tonne have been imported so far.

According to National Sugar Administration, about 20 sugar mills have resumed operation and the prices of sugar are likely to come down in the first quarter of next year in the Philippines. Despite the import of 150,000 metric tonne of sugar and the start of the harvesting season, the prices of refined white sugar continue to remain high at (Philippines peso) P90 to P100 per kg. Majorly the supply has been affected in the Philippines market along with improved demand.

World Sugar Balance Sheet				
	2022-23	2021-22	Changes in Million tonne	Percentage Change (%)
Production	182.142	172.662	9.480	5.46
Consumption	175.957	174.327	1.630	0.94
Surplus/Deficit	6.185	-1.665		
Import	61.500	62.191	-0.691	-1.11
Export	64.486	62.512	1.974	3.16
Ending stock	99.734	96.852	2.882	2.98
Stock to use ratio	56.68	55.56		

Source: ISO; unit: Million Tonne

Brazil Sugar Balance Sheet (Apr-Mar)				
Season	Sugar Production	Exports	Domestic Consumption	Ending Stock
2018-19	295.00	196.0	106.0	2.20
2019-20	303	192.8	106.5	5.90
2020-21	420.5	321.5	101.5	3.40
2021-22	353.5	256.5	98	2.40
2022-23*	363.7	266.2	98	1.90

Thailand Sugar Balance Sheet (Nov-May)				
Season	Sugar Production	Exports	Domestic Consumption	Ending Stock
2018-19	145.81	106.12	248.0	8.33
2019-20	82.94	66.95	236.0	7.56

2020-21	75.87	37.39	235.0	9.06
2021-22	102.30	100.00	242.0	6.87
2022-23*	105.00	110.00	252.0	3.85

Source: USDA; Unit: Lakh Tonnes

International Sugar Prices

The Raw Sugar futures ICE traded higher by 11.65 percent at Rs. 3,298 per Quintal. The LIFE Sugar traded higher at Rs. 4,260 per Quintal as compared to the previous season of Rs. 3,580 per Quintal.

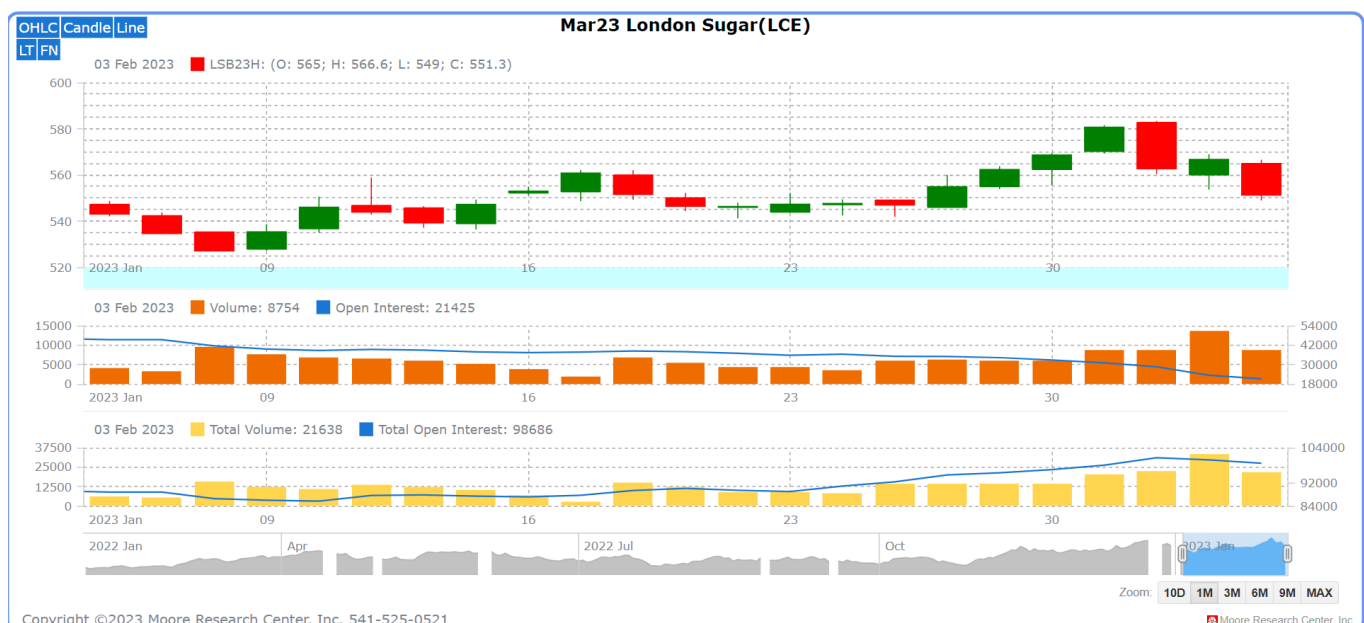
International Sugar Futures ICE					(Rs/Qtl)	
Futures month	% Change over previous year	Today	Week ago	Month Ago	Year Ago	RBI Dollar
		2-Jan-23	26-Dec-22	2-Dec-22	4-Feb-22	2-Jan-23
Mar-23	11.65	3298	3375	3175	2954	82.62
May-23	21.57	3709	3888	3542	3051	
Jul-23	16.37	3464	3614	3333	2977	

(Source: mrci)

International Sugar Futures LIFFE					(Rs/Qtl)	
Futures month	% Change over the previous year	Today	Week ago	Month Ago	Year Ago	RBI Dollar
		2-Jan-23	26-Dec-22	2-Dec-22	4-Feb-22	2-Jan-23
Mar-23	18.99	4260	4352	4097	3580	82.62
May-23	14.48	4062	4114	3886	3549	
Aug-23	21.10	4415	4542	4235	3646	

(Source: mrci)

International Sugar Futures Price Projection

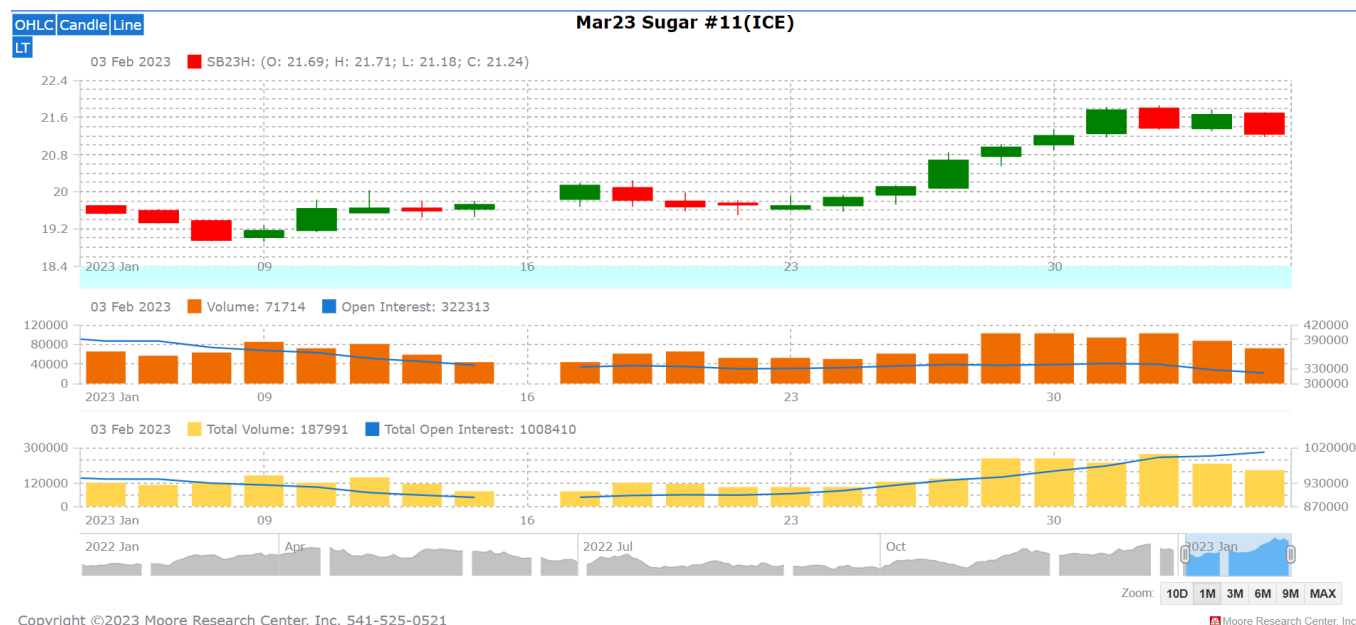


LIFFE (White Sugar Exchange) Future Market Sugar Scenario (Mar'23 Contract)

Technical Commentary

As depicted in the above chart, overall trend remains sideways. Decrease in open interest along with recent correction in prices indicates weak buying strength. Overall, the prices are expected to trade range bound in the coming month.

International Sugar Futures Price Projection			
	Contract Month	Present Quote	Expected Price level for next Month
LIFFE Sugar (US \$/MT)	Mar'23	580.70	565-590



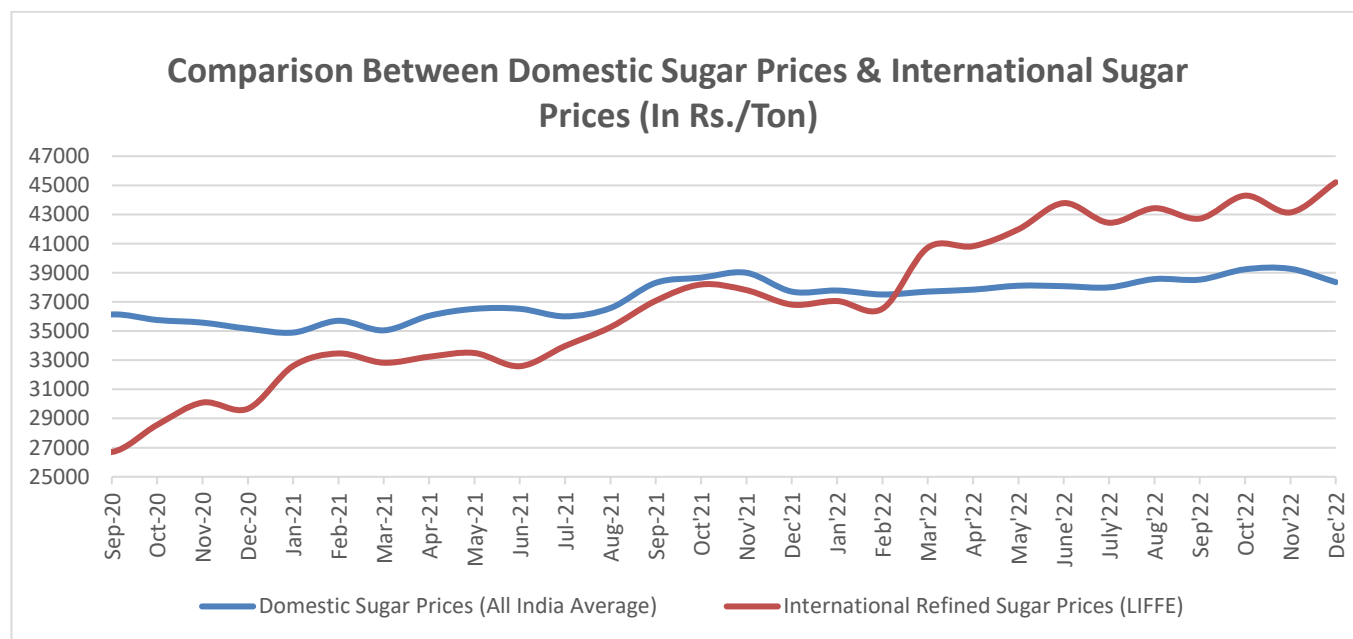
ICE (Raw Sugar Exchange) Future Market Scenario (Mar'23 Contract)

Technical Commentary:

As depicted in the above chart, market has showed mostly bullish trend in the January month. However, market is further expected to trade sideways in the coming month.

International Sugar Futures Price Projection			
	Contract Month	Present Quote	Expected Price level for next month
ICE Sugar #11 (US Cent/lb)	Mar'23	21.76	21.00-22.50

Comparison of Indian Sugar Prices (All India Average) and International Refined Sugar Prices (LIFFE)



Source: USDA and Agmark.net

Domestic sugar prices continued to stand lower during Jan'2023. Domestic prices stood at Rs. 38,357 per tonnes in Dec'22 compared to Rs. 39,271 per tonnes in Nov'2022. The average international sugar prices have increased around 5 percent in Dec'2022 to Rs.45,211 per tonnes from Rs. 43,141 per tonnes in Nov 2022. Mainly due to improved demand from the international market during the previous month. Also, domestic prices are likely to increase with improved demand(wedding/function) in January month.

Jaggery:

The Karnataka government is planning to provide an industry tag on jaggery. Consumption of jaggery is likely to increase as the focus on sustainable lifestyle increased. India is the biggest exporter of jaggery and Karnataka is the third largest cane producer which can give an advantage to the state to increase jaggery production.

As per market sources, sugarcane farmers are demanding the government to make a policy for jaggery units so that farmers would not get exploited as few jaggery makers are procuring cane at lesser rates than State Advised Price in Haryana. The Haryana government has fixed the SAP of sugarcane at Rs. 362 per quintal and is yet to fix the SAP for the current season.

Jaggery Price at Kolhapur Benchmark Market (Rs./Quintal)		
Forecast Date	Past month	Coming month
28-Nov-22	4000	4000-4300

Ethanol

Chhattisgarh's first ethanol plant is likely to start its operations in April this year. The plant is located at Kawardha, near Bhoramdev Sugar mill. As per the market sources, the capacity of the plant will be around 80 kilolitres per day at the initial level. The plant will produce ethanol from sugarcane juice during the season and molasses during the off-season. An agreement has been signed between Bhoramdev Cooperative Sugar Mill and NKJ Biofuel after the global tender.

Earlier, The Chhattisgarh government had signed two MoU (Memorandum of Understandings) at the Chhattisgarh Business Summit 2022. The MoU were signed for setting up an ethanol production plant and drone and UAV manufacturing unit.

The Oil Marketing Companies, have proposed an allocation of around 400 crore litres at different OMC'S locations across the country. The state-wise allocation is mentioned below:

State-wise Allocation					
State	Sugarcane Juice	B-Heavy Molasses	C-Heavy Molasses	Damaged Food Grains	Surplus Food Grains
Andhra Pradesh	78822	58851	-	14466	4101
Assam	-	20116	-	-	30800
Bihar	16199	46797	4693	6167	99526
Chattisgarh	-	18801	-	17967	5800
Delhi	3502	73478	1499	13750	14750
Goa	6267	11552	-	-	-
Gujarat	51315	143113	8600	-	80149
Haryana	1000	85269	11453	14902	71162
Himachal Pradesh	-	-	-	3498	28789
J&K	-	600	-	200	9701
Jharkhand	-	10074	4500	24993	41486
Karnataka	137643	95647	2534	-	4000
Kerala	70824	68478	-	6715	6675
Madhya Pradesh	33605	78707	2066	545	4490
Maharashtra	338506	308395	1133	2000	4300
Odisha	-	32900	-	21679	-
Punjab	-	13932	5667	1352	108481
Rajasthan	-	78056	-	-	69554
Tamil Nadu	167535	157574	1807	-	4237
Telangana	62078	107987	-	6000	6334
Uttar Pradesh	276035	399874	4915	9681	22029
Uttarakhand	10400	19891	334	667	-
West Bengal	2001	11673	-	14056	74580
Total	1255732	1841665	49201	158638	690944

The Cabinet Committee of Economic Affairs, has approved higher ethanol price derived from different sugarcane based raw materials under the Ethanol Blending Program for the 2022-23 season and Ethanol Supply Year (ESY) 2022-23 From 01st December 2022 to 31st October 2023. The Government has also advanced the target of 20% ethanol blending in petrol from 2030 to ESY 2025-26.

The highest price was for ethanol manufactured from juice or sugar syrup while the one manufactured from C molasses was lowest price. This was done to incentivize the production of ethanol and reduce production of sugar by mills. During the 2022-23 ethanol supply year, India is expected to achieve 12% ethanol blending. Sugar Mills are expected to divert about 45 lakh tonnes of sugar towards ethanol production.

Raw Material	Ethanol Procurement Price (Rs./liter)				
	2018-19	2019-20	2020-21	2021-22	2022-23
C-heavy molasses	43.46	43.75	45.69	46.66	49.41
B-heavy molasses	52.43	54.27	57.61	59.08	60.73
Sugarcane juice/Syrup	59.19	59.48	62.65	63.45	65.61
Damaged food grain	47.13	50.36	51.55	-	
Surplus rice issued by FCI	-	-	56.87	-	
Maize	-	-	51.55	-	

Uttar Pradesh: Mill-wise Ethanol List (30/01/2023)

S.No	Factory Name	Opening Stock	Production To Date	Stock On Date	Sale in Hand	Last Sold Rate
		(in Lac B.L.)				(in Rs./litre)
		30th January 2022				
1	ANOOPSAHAR (ANOO)	3.46	41.73	3.87	44.98	59.08
2	GHOSI (GHOS)	3.7	17.87	2.38	27.54	59.08
3	KAIMGANJ (KAIM)	1.62	0	1.56	9.57	46.66
4	MAJHOLA (MAJH)	0	0	0	0	0
5	NANAUTA (NANA)	2.58	20.85	2.19	29.63	46.66
6	NANAPRA (NANP)	0	0	0.5	7	46.66
7	SAMPORNANAGAR (SAMP)	4.84	14.32	5	61.9	46.66
8	SATHIAON (SATN)	14.44	20.33	0.34	29.74	59.08
9	SNEH ROAD (SNEH)	0.13	69.16	3.32	92	59.08
Total		30.77	184.26	19.16	302.36	

Domestic Sugar Spot Prices:

Spot Sugar Prices Scenario (Monthly-Average)					
Commodity	Centre	Variety	Average Prices (Rs/Qtl)		Change
Sugar			Jan'23	Dec'22	
Delhi	Delhi	M-Grade	3441	3514	-73
	Delhi	S-Grade	3421	3494	-73
Uttar Pradesh	Khatauli	M-Grade	3568	3717	-149
	Ramala	M-Grade	3412	3453	-41
	Dhampur	M-Grade Ex-Mill	3566	3537	29
	Dhampur	S-Grade Ex-Mill	3546	3517	29
	Dhampur	L-Grade Ex-Mill	3616	3587	29
Maharashtra	Mumbai	M-Grade	3571	3611	-40
	Mumbai	S-Grade	3340	3535	-195
	Nagpur	M-Grade	3391	3425	-34
	Nagpur	S-Grade	3300	3354	-54
	Kolhapur	M-Grade	3266	3300	-34
	Kolhapur	S-Grade	3175	3229	-54
Assam	Guhawati	S-Grade	3435	3541	-106
Meghalaya	Shillong	S-Grade	3495	3549	-54
Andhra Pradesh	Vijayawada	M-Grade (With Duty)	3787	3814	-27
	Vijayawada	S-Grade (With Duty)	3759	3768	-9
West Bengal	Kolkata	M-Grade	3780	3890	-110
Tamil Nadu	Chennai	S-Grade (With GST)	3400	3430	-30
	Dindigul	M-Grade (DCA)	3726	3789	-63
	Coimbatore	M-Grade (DCA)	3840	3840	Unch
Chattisgarh	Ambikapur	M-Grade (Without Duty)	3840	3878	-38
Sugar Prices are in INR/Quintal. (1 Quintal=100 kg)					

Spot Jaggery(Gur) Prices Scenario (Monthly-Average)					
Commodity	Centre	Variety	Prices (Rs/Qtl)		Change
Jaggery(Gur)			Jan'23	Dec'22	
Uttar Pradesh	Muzaffarnagar	Chaku Sukha(Cold)	3109	3093	17
	Muzaffarnagar	Chaku(Arrival)(40kg Bag)	125000	207000	-82000
	Muzaffarnagar	Khurpa (Fresh)	2856	2779	77
	Muzaffarnagar	Laddoo (Fresh)	3150	3109	41
	Muzaffarnagar	Rascut (Fresh)	2432	2404	29
	Hapur	Chaurasa	2877	2634	243

	Hapur	Balti	2877	2759	118
Karnataka	Bangalore	Mudde (Average)	NA	NA	-
	Belgaum	Mudde (Average)	NA	NA	-
	Gulbarga	Other (Average)	NA	NA	-
	Mahalingapura	Penti (Average)	NA	NA	-
	Mandya	Achhu (Medium)	4503	4400	103
	Mandya	Kurikatu (Medium)	3475	3733	-258
	Mandya	Other (Medium)	NA	NA	-
	Mandya	Yellow (Medium)	NA	NA	-
	Shimoga	Achhu (Average)	2897	2970	-73

International Sugar Prices (Monthly- Average)				
	Contract Month	Jan'23	Dec'22	Change
ICE Sugar #11 (US Cent/lb)	22-Oct	17.83	17.57	0.26
	23-Mar	19.93	19.41	0.52
	23-May	18.81	18.36	0.45
LIFFE Sugar (US \$/MT)	22-Oct	496.83	489.74	7.09
	22-Dec	489.72	514.01	-24.29
	23-Mar	551.23	530.38	20.85

Retail and Wholesale Sugar & Gur Price

Retail Prices		
Commodity: Sugar& Gur (Rs. /Kg.)		
Date	30-Dec-22	30-Dec-22
Centre	Sugar	Gur
NORTH ZONE		
CHANDIGARH	42	53
DELHI	41	47
HISAR	40	37
KARNAL	40	42
PANCHKULA	42	45
GURGAON	42	44
SHIMLA	45	42

Daily Wholesale Prices		
Commodity: Sugar & Gur (Rs. /Kg.)		
Date	30-Dec-22	30-Dec-22
Centre	Sugar	Gur
NORTH ZONE		
CHANDIGARH	3970	4450
DELHI	3800	3400
HISAR	3900	3500
KARNAL	3800	3800
PANCHKULA	3900	4200
GURGAON	4000	3800
SHIMLA	4050	3900

MANDI	41	45
DHARAMSHALA	42	45
SOLAN	42	48
UNA	40	47
BILASPUR-HP	40	35
CHAMBA	44	36
HAMIRPUR-HP	41	43
KULLU	41	38
SIRMOUR	42	41
KINNAUR	42	36
LAHAUL & SPITI	45	52
SRINAGAR	48	51
JAMMU	45	43
POONCH	47	46
KUPWARA	60	48
AMRITSAR	42	55
LUDHIANA	41	50
BATHINDA	41	45
BARNALA	40	38
HOSHIARPUR	40	50
FARIDKOT	40	40
MANSA	NR	NR
SRI MUKTSAR SAHIB	NR	NR
LUCKNOW	40	40
KANPUR	40	47
VARANASI	48	58
AGRA	40	39
JHANSI	39	39
MEERUT	42	44

MANDI	3850	3700
DHARAMSHALA	3800	3800
SOLAN	3885	4000
UNA	3780	4100
BILASPUR-HP	4000	3342
CHAMBA	4225	3275
HAMIRPUR-HP	3840	3850
KULLU	3980	3556
SIRMOUR	3800	3600
KINNAUR	NR	3531
LAHAUL & SPITI	4200	NR
SRINAGAR	4200	4500
JAMMU	3900	3500
POONCH	4200	4200
KUPWARA	3950	3900
AMRITSAR	3900	4500
LUDHIANA	3900	4000
BATHINDA	3730	3500
BARNALA	3910	3750
HOSHIARPUR	3700	3750
FARIDKOT	3700	3700
MANSA	NR	NR
JHANSI	3800	3400
MEERUT	3750	3200
ALLAHABAD	3900	4400
GORAKHPUR	4300	4900
SAHARANPUR	3840	3500
BAREILLY	3700	3600
AYODHYA	3800	3850

ALLAHABAD	47	50
GORAKHPUR	41	46
SAHARANPUR	40	48
BAREILLY	39	42
AYODHYA	39	42
MORADABAD	40	42
ALIGARH	40	43
MIRZAPUR (VINDHYANCHAL)	45	62
BANDA	41	44
AZAMGARH	43	55
GONDA (DEVIPATAN)	45	45
AMETHI	45	50
BARABANKI	41	51
BHADOHI	42	45
CHANDAULI	40	41
FARRUKHABAD	40	37
GHAZIPUR	40	44
JAUNPUR	44	49
PRATAPGARH	40	47
SAMBHAL	40	36
SANTKABIR NAGAR	41	46
SHAHJAHANPUR	40	42
SITAPUR	42	43
SULTANPUR	41	45
UNNAO	40	47

MORADABAD	3955	4250
ALIGARH	4000	4200
MIRZAPUR (VINDHYANCHAL)	3955	4075
BANDA	3700	3900
AZAMGARH	3800	3450
GONDA (DEVIPATAN)	3800	4000
AMETHI	3700	3750
BARABANKI	3810	4502
BHADOHI	3900	4000
CHANDAULI	3940	3820
FARRUKHABAD	3800	4200
GHAZIPUR	3880	4520
JAUNPUR	3900	4300
PRATAPGARH	3900	4000
SAMBHAL	3950	3900
SANTKABIR NAGAR	3830	3520
SHAHJAHANPUR	3900	4250
SITAPUR	3750	3800
SULTANPUR	3760	4000
UNNAO	3700	3200
AMBEDKAR NAGAR	3800	4100
AMROHA	3700	3455
BAGHPAT	3900	3850
BIJNOR	3800	3300
BUDAUN	3800	3600

AMBEDKAR NAGAR	41	48
AMROHA	40	37
BAGHPAT	38	40
BIJNOR	40	41
BUDAUN	40	40
ETAH	40	41
FATEHPUR	41	46
GHAZIABAD	41	45
HARDOI	40	42
JALAUN	42	44
KAUSHAMBI	41	47
KUSHINAGAR	41	45
LAKHIMPUR KHERI	40	44
PILIBHIT	40	40
SHARWASTI	42	44
SIDDHARTH NAGAR	40	43
SONBHADRA	42	52
RAMPUR	40	35
BAHRAICH	40	46
BASTI	40	42
ETAWAH	40	44
MUZZAFARNAGAR	40	32
CHITRAKOOT	40	40
HAMIRPUR-UP	46	46
DEORIA	42	45
HAPUR	41	40

ETAH	3700	3500
FATEHPUR	3800	3500
GHAZIABAD	3680	3700
HARDOI	3800	3800
JALAUN	3740	3750
KAUSHAMBI	3800	3400
KUSHINAGAR	3850	4000
LAKHIMPUR KHERI	3700	3200
PILIBHIT	3700	3200
SHARWASTI	4000	3700
SIDDHARTH NAGAR	3800	3900
SONBHADRA	3900	3800
RAMPUR	3850	4200
BAHRAICH	3800	3950
BASTI	3800	3500
ETAWAH	3800	3600
MUZZAFARNAGAR	3840	4380
CHITRAKOOT	3700	3300
HAMIRPUR-UP	3980	3950
DEORIA	3800	3900
HAPUR	3700	3100
DEHRADUN	3685	2800
HALDWANI	3800	3800
RUDRAPUR	4200	4250
HARIDWAR	3900	3800
HAPUR	3700	2700

DEHRADUN	45	41
HALDWANI	42	52
RUDRAPUR	40	51
HARIDWAR	42	45
WEST ZONE		
RAIPUR	40	45
DURG	40	48
AMBIKAPUR	40	38
BILASPUR-CG	40	45
JAGDALPUR	39	47
DANTEWADA	43	52
DHAMTARI	40	50
RAJNANDGAON	40	52
SILVASA	38	67
DAMAN	35	45
DIU	39	40
PANAJI	41	55
MARGAO	39	55
AHMEDABAD	38	51
RAJKOT	40	54
SURAT	NR	NR
BHUJ	NR	NR
SELAMBA	NR	NR
WAGHAI	43	41
BODELI	40	42
VAPI	NR	NR
BILIMORA	NR	NR
IDAR	NR	NR
JHALOD	NR	NR
SONGASH	NR	NR
BHOPAL	38	41

DEHRADUN	3600	3500
HALDWANI	3739	3313
RUDRAPUR	3800	4000
HARIDWAR	3800	4100
WEST ZONE		
RAIPUR	3600	3800
DURG	3700	3850
AMBIKAPUR	3850	3700
BILASPUR-CG	3800	4300
JAGDALPUR	3550	4300
DANTEWADA	4000	5000
DHAMTARI	3650	3500
RAJNANDGAON	3400	4500
SILVASA	3700	5500
DAMAN	NR	NR
DIU	NR	NR
PANAJI	3580	4300
MARGAO	3580	4150
AHMEDABAD	3600	4500
RAJKOT	3830	5100
SURAT	NR	NR
BHUJ	NR	4480
SELAMBA	NR	4000
WAGHAI	3900	3800
BODELI	3800	4000
VAPI	NR	NR
BILIMORA	NR	NR
IDAR	NR	NR
JHALOD	NR	NR
SONGASH	NR	NR
BHOPAL	3600	3700

INDORE	42	50
GWALIOR	43	42
JABALPUR	42	35
REWA	NR	NR
SAGAR	39	37
JHABUA	45	55
HOSHANGABAD	39	40
SHAHNOL	41	44
UJJAIN	40	40
MORENA	40	35
ANUPPUR	NR	NR
BHIND	40	35
DHAR	39	41
HARDA	38	38
KATNI	40	40
KHANDWA	41	49
MANDLA	39	40
RAJGARH	NR	NR
SIDHI	42	43
MUMBAI	44	73
NAGPUR	46	57
PUNE	46	39
NASHIK	39	54
MANGAON-RAIGAD	45	65
DHARNI	40	36
LATUR	35	40
AKLUJ	37	51
ARNI YAVATMAL	39	50
CHANDRAPUR	43	50
KARAD SATARA	38	48

INDORE	3790	3980
GWALIOR	3800	4000
JABALPUR	3600	3100
REWA	NR	NR
SAGAR	3625	3350
JHABUA	3600	4500
HOSHANGABAD	3800	3900
SHAHNOL	3940	4000
UJJAIN	3800	3400
MORENA	3700	3150
ANUPPUR	NR	NR
BHIND	3750	3200
DHAR	3600	3500
HARDA	3620	3200
KATNI	3700	3200
KHANDWA	3600	3900
MANDLA	3500	3500
RAJGARH	NR	NR
SIDHI	3800	4000
MUMBAI	3500	5000
NAGPUR	3800	4500
PUNE	3700	3200
NASHIK	3500	3800
MANGAON-RAIGAD	3800	6000
DHARNI	3650	3200
LATUR	3440	3500
AKLUJ	3400	4250
ARNI YAVATMAL	3650	4000
CHANDRAPUR	3800	4400
KARAD SATARA	3480	3500

AHEMEDNAGAR	38	40
KHULTABAD	39	55
JAIPUR	40	44
JODHPUR	41	44
KOTA	42	47
UDAIPUR	42	50
BHARATPUR	40	40
AJMER	42	38
BIKANER	41	49
BUNDI	40	48
RAJSAMAND	42	46
EAST ZONE		
PATNA	42	40
BHAGALPUR	44	52
PURNIA	44	42
DARBHANGA	42	42
GAYA	44	48
MUZZAFARPUR	41	42
SARAN	43	41
MUNGER	43	51
SAHARSA	42	58
MADHUBANI	43	46
ROHTAS (SASARAM)	42	38
MOTIHARI	42	43
SAMASTIPUR	42	47
KATI HAR	42	46
ARARIA	42	42

AHEMEDNAGAR	3600	3700
KHULTABAD	3800	5300
JAIPUR	3750	4000
JODHPUR	3700	4200
KOTA	3620	3450
UDAIPUR	4000	4800
BHARATPUR	3500	3500
AJMER	4000	3500
BIKANER	4000	4000
BUNDI	3700	3500
RAJSAMAND	3750	3650
EAST ZONE		
PATNA	3880	3600
BHAGALPUR	3950	4800
PURNIA	3800	3800
DARBHANGA	3880	3400
GAYA	4000	4400
MUZZAFARPUR	3850	3600
SARAN	3900	3550
MUNGER	4000	4450
SAHARSA	4000	4150
MADHUBANI	3850	4200
ROHTAS (SASARAM)	3840	3500
MOTIHARI	3950	4050
SAMASTIPUR	4000	4400
KATI HAR	4000	4400
ARARIA	3650	3650

NAWADA	41	39
KHAGARIA	43	42
BANKA	45	43
ARWAL	40	36
AURANGABAD	40	40
BEGUSARAI	39	44
BHOJPUR ARA	47	49
BUXAR	42	38
GOPALGANJ	43	45
JAMUI	44	49
JEHANABAD	42	39
KAIMUR	41	48
KISHANGANJ	40	49
LAKHISARAI	43	41
MEDHEPURA	45	39
NALANDA	45	52
SHEIKHPURA	42	42
SHEOHAR	41	46
SITAMARHI	41	41
SIWAN	40	43
SUPAUL	40	38
VAISHALI	44	37
WEST CHAMPARAN	43	51
RANCHI	40	40
GUMLA	48	45
SAHIBGANJ	42	49
BOKARO	NR	NR
LOHARDAGA	42	38

NAWADA	4000	3500
KHAGARIA	3900	3900
BANKA	4000	3800
ARWAL	3900	3400
AURANGABAD	4000	3400
BEGUSARAI	3900	4000
BHOJPUR ARA	4000	4000
BUXAR	3900	3500
GOPALGANJ	4000	4500
JAMUI	3980	4290
JEHANABAD	4000	3500
KAIMUR	3900	4150
KISHANGANJ	3800	4600
LAKHISARAI	3950	3600
MEDHEPURA	3850	3400
NALANDA	4200	4080
SHEIKHPURA	3900	3500
SHEOHAR	4000	4600
SITAMARHI	3900	3700
SIWAN	3800	4000
SUPAUL	4000	3800
VAISHALI	4000	3400
WEST CHAMPARAN	4200	4100
RANCHI	3860	3300
GUMLA	4000	3600
SAHIBGANJ	3900	4200
BOKARO	4000	4000
LOHARDAGA	4000	3500

SIMDEGA	42	37
DHANBAD	44	47
JAMSHEDPUR (EAST SINGBHUM)	41	42
GIRIDHI	42	40
SERAIKELLA	41	43
WEST SINGHBHUM	46	45
DALTONGANJ	NR	NR
DEOGHAR	43	44
RAMGARH	41	35
PAKUR	44	50
BHUBANESHWAR	44	50
CUTTACK	45	45
SAMBALPUR	43	37
ROURKELA	43	46
BERHAMPUR	44	47
JEYPORE	40	45
BALASORE	NR	NR
BARIPADA	41	50
BALANGIR	40	35
KOLKATA	43	52
SILIGURI	45	52
PURULIA	40	40
KHARAGPUR	NR	NR
RAMPURHAT	46	58
MALDA	43	47
RAIGANJ	43	55

SIMDEGA	4000	3300
DHANBAD	4100	4100
JAMSHEDPUR (EAST SINGBHUM)	4000	4000
GIRIDHI	4050	3800
SERAIKELLA	3900	4000
WEST SINGHBHUM	NR	NR
DALTONGANJ	4145	4640
DEOGHAR	3800	3920
RAMGARH	3800	3350
PAKUR	4400	4800
BHUBANESHWAR	4000	4200
CUTTACK	4000	3800
SAMBALPUR	3800	3200
ROURKELA	3900	4000
BERHAMPUR	4300	4600
JEYPORE	3620	4000
BALASORE	NR	NR
BARIPADA	3900	4000
BALANGIR	3650	3200
KOLKATA	3750	3600
SILIGURI	4000	4450
PURULIA	3800	4000
KHARAGPUR	4000	4400
RAMPURHAT	3940	5040
MALDA	4200	4500
RAIGANJ	4050	4800

NORTH EAST ZONE		
PORT BLAIR	51	71
MAYABUNDER	48	66
CAR NICOBAR	55	85
ITANAGAR	50	NR
NAMSAI	50	70
TAWANG	50	85
GUWAHATI	44	44
BARPETA	43	45
TINSUKIA	43	50
GOALPARA	41	47
GOLAGHAT	45	65
MANGALDAI	NR	NR
MUSHALPUR	42	40
UDALGURI	44	58
HOJAI	44	57
JORHAT	45	58
IMPHAL	45	80
SHILLONG	44	70
TURA	45	80
JOWAI	45	70
SOHRA	45	100
MAIRANG	45	NR
NONGPOH	45	60
KHLIEHRIAT	45	70
WILLIAMNAGAR	46	NR
NONGSTOIN	48	NR
AIZAWL	53	120
LUNGLEI	50	100
KOLASIB	48	100
MAMIT	50	NR
CHAMPHAI	50	NR
SERCHHIP	49	100
LAWNGTLAI	50	47
KOHIMA	NR	NR
DIMAPUR	50	80
MOKOCHUNG	50	90
CHUMUKEDIMA	50	70
MON	50	60
PEREN	50	NR
PHEK	NR	NR
TSEMINYU	45	NR
WOKHA	50	NR
SHAMATOR	50	NR
GANGTOK	48	60
GYALSHING	50	60

NORTH EAST ZONE		
PORT BLAIR	4600	6200
MAYABUNDER	4500	6250
CAR NICOBAR	5200	8000
ITANAGAR	4300	NR
NAMSAI	4300	6500
TAWANG	4500	NR
GUWAHATI	4100	4000
BARPETA	4050	3700
DHUBRI	4000	3800
GOALPARA	4000	4000
GOLAGHAT	4200	5800
MANGALDAI	4050	4500
MUSHALPUR	3900	4000
UDALGURI	4000	5600
HOJAI	4100	5200
JORHAT	4090	4500
IMPHAL	4500	8000
SHILLONG	4200	5800
TURA	4040	7000
JOWAI	4000	6000
SOHRA	4300	9000
MAIRANG	4300	NR
NONGPOH	4050	5500
KHLIEHRIAT	4100	NR
WILLIAMNAGAR	4100	8000
NONGSTOIN	4240	NR
AIZAWL	4100	7000
LUNGLEI	4500	9000
KOLASIB	4450	NR
MAMIT	4000	NR
CHAMPHAI	4500	NR
SERCHHIP	4600	9000
LAWNGTLAI	4650	4500
KOHIMA	NR	NR
DIMAPUR	4300	7500
MOKOCHUNG	4500	6500
CHUMUKEDIMA	3750	5850
MON	4500	5500
PEREN	4500	NR
PHEK	4600	NR
TSEMINYU	4300	NR
WOKHA	4500	NR
SHAMATOR	4800	NR
GANGTOK	4500	5000
GYALSHING	4600	5000

NAMCHI	45	50
SORENG	48	45
AGARTALA	49	52
BELONIA	45	87
SOUTH ZONE		
VIJAYWADA	43	55
VISAKHAPATNAM	40	46
KURNOOL	41	60
TIRUPATHI	45	58
JAMMALAMADUGU	35	54
BENGALURU	40	53
DHARWAD	39	53
MANGALORE	39	60
MYSORE	37	60
BENGALURU (EAST RANGE)	39	55
BELAGAVI	38	48
KALABURAGI	38	41
TUMAKURU	40	59
BELLARY	38	42
DHAVANAGERE	39	52
SHIVAMOGGA	38	44
VIJAYAPUR	40	56
T.PURAM	41	76
ERNAKULAM	43	62
KOZHIKODE	42	62
THRISSUR	43	66
PALAKKAD	41	53
WAYANAD	38	49
KASARGOD	39	42
KOTTAYAM	40	59
PATHANAMTHITTA	40	70
ALAPUZHA	40	59
KOLLAM	42	68
IDUKKI	40	59
KANNUR	40	50
MALAPURAM	39	50
CHENNAI	39	61
DINDIGUL	39	60
THIRUCHIRAPALLI	39	57
COIMBATORE	40	55
TIRUNELVELI	39	51
CUDDALORE	39	51
DHARMAPURI	39	50
VELLORE	39	57
RAMANATHAPURAM	39	49
HYDERABAD	36	51

NAMCHI	4500	5000
SORENG	4500	4400
AGARTALA	4000	4200
BELONIA	4100	6900
SOUTH ZONE		
VIJAYWADA	3760	4800
VISAKHAPATNAM	3700	4000
KURNOOL	3500	4200
TIRUPATHI	4000	5000
JAMMALAMADUGU	NR	5000
BENGALURU	3600	4400
DHARWAD	3400	4800
MANGALORE	3800	4400
MYSORE	3400	4600
BENGALURU (EAST RANGE)	3600	4800
BELAGAVI	3600	3900
KALABURAGI	3500	3850
TUMAKURU	3600	4800
BELLARY	3500	3800
DHAVANAGERE	3600	3900
SHIVAMOGGA	3600	4000
VIJAYAPUR	3700	4000
T.PURAM	3800	5000
ERNAKULAM	3640	5100
KOZHIKODE	3700	4900
THRISSUR	3700	4600
PALAKKAD	3660	4600
WAYANAD	3670	4000
KASARGOD	3760	3800
KOTTAYAM	3775	5000
PATHANAMTHITTA	3275	5900
ALAPUZHA	3700	4700
KOLLAM	3720	5000
IDUKKI	3750	4900
KANNUR	3600	4100
MALAPURAM	3740	4250
CHENNAI	NR	NR
DINDIGUL	3750	5500
THIRUCHIRAPALLI	3720	5400
COIMBATORE	3680	4666
TIRUNELVELI	3840	4800
CUDDALORE	3680	4500
DHARMAPURI	3800	4800
VELLORE	3650	4400
RAMANATHAPURAM	3600	4700
HYDERABAD	3700	4500

KARIMNAGAR	40	55
WARANGAL	41	54
ADILABAD	36	52
SURYAPET	47	55
JADCHERLA	39	55
KHAMMAM	38	50
MEDCHAL	38	44
NIZAMABAD	42	67
SANGAREDDY	40	60
Average Price1	41.85	48.55
Maximum Price1	60	120
Minimum Price1	34	32
Modal Price1	40	42.5

KARIMNAGAR	3400	4300
WARANGAL	3400	4800
ADILABAD	3900	5100
SURYAPET	3500	4200
JADCHERLA	3700	5500
KHAMMAM	3700	5000
MEDCHAL	3500	NR
NIZAMABAD	3450	4250
SANGAREDDY	3800	6000
Average Price1	3860.81	4162.77
Maximum Price1	5200	9000
Minimum Price1	2550	2700
Modal Price1	3800	4000

Disclaimer

The information and opinions contained in the document have been compiled from sources believed to be reliable. The company does not warrant its accuracy, completeness and correctness. Use of data and information contained in this report is at your own risk. This document is not, and should not be construed as, an offer to sell or solicitation to buy any commodities. This document may not be reproduced, distributed or published, in whole or in part, by any recipient hereof for any purpose without prior permission from the Company. IASL and its affiliates and/or their officers, directors and employees may have positions in any commodities mentioned in this document (or in any related investment) and may from time to time add to or dispose of any such commodities (or investment). Please see the detailed disclaimer at © 2022 Indian Agribusiness Systems Ltd.